



2020-2022 PRODUCT CATALOG





ADDITEL CORPORATION

Additel Corporation is one of the leading worldwide providers of process calibration tools. We are dedicated to designing, manufacturing, and delivering the highest quality handheld test tools and portable calibrators for process and calibration industries. For many years Additel has successfully developed automated pressure calibrators, digital pressure test gauges, digital pressure calibrators, pressure test and calibration pumps, and multifunction process calibrators. In recent years, we have expanded our product offering with temperature calibration tools that are helping to make metrology simple. Coupled with our accredited calibration laboratory in Brea, CA, our products, calibration services and customer support are second to none. Additel products are currently used in over 100 countries worldwide, with a worldwide sales and support channel in place to assist you.

Product quality and customer service along with innovative engineering have been our top priorities and will continue to be our guiding principles going forward. We are committed to customer satisfaction through quality products, competitive pricing, unmatched services/technical support and continued introduction of new and innovative products.

Phone: 714-998-6899 Fax: 714-998-6999 Email: sales@additel.com

Corporate Headquarters

Additel Corporation
2900 Saturn Street #B
Brea, CA 92821, USA

European Office

Additel Corporation
Holkebjergvej 79
5250 Odense, Denmark

Salt Lake City Office

Additel Corporation
1364 West State Rd Suite 101
Pleasant Grove, UT 84062, USA

Asia Office

Additel Corporation
Bldg 5, No. 3 Fengxiu Middle Road,
Haidian, Beijing, 100094, China

A Message From Additel's President

Dear Additel Customer,

I grew up in a small town outside of Denver, Colorado where my grandfather started an insurance agency located on our main street. Later, my father took over the business and it continued to flourish until he sold the business just a few years ago. I marvel that our family business, not only survived, but grew over the last 50 years. Despite the industry switching from traditional agencies to direct internet sales, the family business continued to do well. As I look back at this, I believe I know why my father and grandfather did so well.

When Grandpa started Sanders Insurance Agency, he confirmed his business deals with a handshake. There were no lengthy written contracts, price lists, or complex agreements. Just his word and a handshake were all that was needed because he was known as a man of integrity who put his customer first. My father continued to grow the business on the same foundational principles.

I joined Additel in 2013 and saw an organization founded on values of integrity and customer service. And when I saw the amazing high-quality, innovative products and I knew this was the start of something special.


Over the years, we've outgrown buildings and continue to add more people. But we don't just hire anyone. To have the best products and services, you need to have the best people behind them! Quality and customer service go far beyond a well-designed product—it reaches into the very fabric of the company culture. We look for people that enjoy serving you and will not compromise quality.



Jon Sanders - Additel President



Denver, CO USA



Guy Sanders

Year over year, we continue to introduce new products which are industry firsts. Look on page 2 and you will see we've done it again with our new ADT761A—the only portable, automated calibrator up to 1000 psi (70 bar) on the market. We invest a tremendous amount of time and effort into research and development to regularly introduce breakthrough products that address some of the test and measurement challenges you see on a day-to-day basis.

As we've grown, so has our gratitude and appreciation for you. I know customers just like you are the key to our success. We are not perfect and occasionally we will make mistakes, but I can promise you if we do mess up, we will do all in our power to make it right. And that is something we can shake on! Thank you for your business!

TABLE OF CONTENTS

Automatic Pressure Calibrators

Automated Pressure Calibrators Selection Guide	1
Additel 761A Automated Pressure Calibrators	2
Automatic Handheld Pressure Calibrator Selection Guide	9
Additel 760 Automatic Handheld Pressure Calibrators	10

Pressure Controllers

Additel 780 Series Pressure Controller	15
--	----

Digital Pressure Modules

NEW Additel 161 Series Intelligent Digital Pressure Modules	21
NEW Additel 158Ex Intelligent Digital Pressure Modules	24

Digital Pressure Calibrators / Gauges

Additel Digital Pressure Gauges Selection Guide	27
Application notes	30
NEW Additel 273Ex Handheld Pressure Calibrators	32
NEW Additel 673 Advanced Digital Pressure Calibrators	36
NEW Additel 686 Advanced Digital Pressure Gauges	40
NEW Additel 685 Digital Pressure Gauges	44
Additel 681 Digital Pressure Gauges	49
Additel 680 Series Digital Pressure Gauges	53
Application notes	57

Pressure Test/Calibration Pumps

Pressure Test/Calibration Pumps Selection Guide	59
Additel 901B Low Pressure Test Pump	60
Additel 912A Low Pressure Test Pump	61
Additel 914A Handheld Pneumatic Pressure Test Pump	62
Additel 916A Pneumatic Pressure Test Pump	63
Additel 917 Pneumatic Pressure Test Pump	64
Additel 918 Pneumatic Pressure Test Pump	65
Additel 919A Pneumatic High Pressure Test Pump	66
Application notes	67
Additel 920, 920HV Pneumatic High Pressure Test Pump	68

TABLE OF CONTENTS

Pressure Test/Calibration Pumps

Additel 925 Handheld Hydraulic Pressure Test Pump	69
Application notes	70
Additel 927 Hydraulic Pressure Test Pump	71
Additel 928 Hydraulic Pressure Test Pump	72
Additel 936 Hydraulic High Pressure Calibration Pump	73
Additel 937 Hydraulic High Pressure Calibration Pump	74
Additel 938 Hydraulic High Pressure Calibration Pump	75
Additel 946A Hydraulic High Pressure Calibration Pump	76
Additel 949 Hydraulic Ultra-high Pressure Test Pump	77
Additel 959A Hydraulic Ultra-high Pressure Test Pump	78
Additel 960 Hydraulic Ultra-high Pressure Test Pump	79

Pressure Manifolds80

Filters81

Hoses, Adapters and Fittings82

Hose Test Kits85

Multifunction Reference Thermometer Readout

Additel 286 Multifunction Reference Thermometer Readout	86
NEW Additel 282 Dual-Channel Reference Thermometer Readout	98

Dry Well Calibrators

Additel 878 Reference Dry Well Calibrators	104
Additel 878-TPW-KIT Triple point of water realization kit	111
Additel 875 Series Dry Well Calibrators	113
Additel 110 Short Probe Temperature Calibration Kit	121

Thermocouple Calibration Furnaces

Additel 875, 878 Thermocouple Calibration Furnaces	122
NEW Additel 850 Laboratory Thermocouple Calibration Furnace	126

NEW Probes

Probe Selection Guide	122
AccuMac AM1612 Full Immersion PRT	130
AccuMac AM1660 & AM1640 Precision Industrial PRTs	132
AccuMac AM1710 Secondary Reference PRT	134
AccuMac AM1730 Secondary Reference PRT	136
AccuMac AM1751 Secondary Reference PRT	138
AccuMac AM1760 & AM1762 Secondary SPRTs	140
AccuMac AM1210 Reference Standard Type S Thermocouple	142

Data Acquisition Devices

NEW Additel 260Ex Handheld Multichannel Reference Recorder	143
---	-----

Multifunction Process Calibrators

Additel 209 210 Series Loop Calibrator.....	147
Multifunction Process Calibrators & Documenting Multifunction Process Calibrator Selection Guide.....	149
NEW Additel 226, 226Ex Multifunction Process Calibrator.....	150
NEW Additel 227, 227Ex Documenting Multifunction Process Calibrator	157
Software	165

Additel 761A

Series Automated Pressure Calibrators



Selection Guide

<i>Model Features</i>	761A-LLP	761A-D	761A-500	761A-1K	761A-APXR	761A-BP
Pressure Range	-75 to 75 mbar (-30 to 30 inH ₂ O)	-0.95 to 2.5 bar.g (-13.5 to 35 psig)	-0.90 to 35 bar.g (-13 to 500 psig)	-0.90 to 70 bar.g (-13 to 1000 psig)	-0.90 to 70 bar.g (-13 to 1000 psig)	100 to 1,200 hPa
Control Stability	<0.005%FS or 0.05Pa	<0.005%FS	<0.005%FS	<0.005%FS	<0.003%FS	<0.02 hPa
Number of Internal Modules	2	2	2	2	1	1
Removable Internal Modules	•	•	•	•		
Differential Pressure	•	•				
Gauge Pressure	•	•	•	•	•	
Absolute Pressure			•	•	•	•
Barometric Pressure			•	•	•	•
Two External Pressure Modules	•	•	•	•	•	•
Built-in Electric Pump	•	•	•	•	•	•
Source/Simulate mA	•	•	•	•	•	•
Measure mA or V	•	•	•	•	•	•
24V Loop Power	•	•	•	•	•	•
Pressure Switch Test	•	•	•	•	•	•
HART/Profibus Communication	•	•	•	•	•	•
Task Documentation	•	•	•	•	•	•
Data Logging	•	•	•	•	•	•

Additel 761A

Series Automated Pressure Calibrators



- Automated and self-contained pressure generation and control to 1,000 psi (70 bar)
- Standard accuracy to 0.02%FS
- Optional precision accuracy models to 0.01%FS
- Two removable internal pressure modules for multi-range selection
- Control stability to 0.003%FS
- Portable, designed for use in the field and in the lab
- Ability to measure two external pressure modules
- Wi-Fi, Bluetooth, USB and Ethernet communication
- Full HART field communicator
- HART and profibus communication
- Data logging and task management
- Patented electric pump technology and improved speed



OVERVIEW

At Additel, innovation and continuous improvement are part of our company's culture and the products we introduce. When we set out to deliver the Additel 761A series calibrators, we knew we needed to provide breakthrough improvements and additional value to the existing line of calibrators (Additel 761 series). The ADT761A has many improvements: increased pressure range to 1,000 psi (70 bar), removable internal pressure modules, optional precision models to 0.01%FS, increased speed to pressure, ability to read two external pressure modules, touch screen display, Wi-Fi, Bluetooth, and Ethernet communications and a fully functional HART communicator to help with all your transmitter needs.

Just like the first generation, this second generation product is completely self-contained and automated with a built-in pump for pressure generation and precision control technology. Simply set the desired pressure and watch the calibrator do the work.

ADT761A-LLP

The Additel 761A-LLP is designed for low pressure calibration and comes with a ± 30 inH₂O (± 75 mbar) high range module and a low range module of your choice ranging from ± 20 inH₂O to as low as ± 0.25 inH₂O (± 50 to ± 0.62 mbar). This unit has an accuracy of 0.05%FS with control stability better than 0.005%FS. All measurements can be made in differential or gauge pressures.



ADT761A-D

The Additel 761A-D also provides differential and gauge measurement which covers the range of -13.5 to 35 psi (-0.95 to 2.5 bar). This unit comes with a CP35 module (-13.5 to 35 psi) and one low range module of your choice ranging as low as ± 10 inH₂O (25 mbar). Each ADT761A-D can be preconfigured with the modules that fit your need to give you the best precision at the pressures you perform calibrations.

ADT761A-500

The Additel 761A-500 will generate and control from vacuum pressures up to 500 psig (35 bar.g). Both gauge and absolute pressures can be realized due to a built-in barometer. Each unit comes with a CP500 module (-13 to 500 psig) for the high range and the low range can be preconfigured based on the variety of modules available down to 10 psig (0.7 bar.g).



ADT761A-1K

The Additel 761A-1K will generate and control from vacuum pressures up to 1,000 psig (70 bar.g). This unit can typically achieve 1,000 psi in less than 45 seconds. Like the ADT761A-500, both gauge and absolute pressures can be realized due to a built-in barometer. Each unit comes with a CP1K module (-13 to 1,000 psig) for the high range and the low range can be preconfigured based on the variety of modules available down to 30 psig (2 bar.g).

ADT761A-APXR Precision Accuracy Options

The Additel 761A series includes a precision accuracy option which provides an accuracy of 0.01%FS. This calibrator option includes a single non-removable sensor and can measure absolute and gauge pressures. Model configurations are available from 15 to 1,000 psig (1 to 70 bar.g).

ADT761A-BP

The Additel 761A-BP is designed for calibration of barometer sensors. With a range of 100 to 1200 hPa and an accuracy of 0.01%FS, this unit is ideal for calibration on the bench or in the field.



Pressure Specifications

Model Specification	761A-LLP	761A-D	761A-500	761A-1K	761A-APXR	761A-BP
Max Pressure Range	30 inH ₂ O (75 mbar)	35 psi (2.5 bar)	500 psig (35 bar.g)	1,000 psig (70 bar.g)	Dependent on APXR sensor	1,200 hPa
Min Pressure Range	-30 inH ₂ O (-75 mbar)	-13.5 psi (-0.95 bar)	-13 psi (-0.9 bar)	-13 psi (-0.9 bar)	Dependent on APXR sensor	100 hPa
Accuracy ^[1]	0.05%FS	0.02%FS	0.02%FS ^[2]	0.02%FS ^[2]	0.01%FS	0.01%FS
Stability	0.003%FS or 0.03 Pa	0.003%FS	0.003%FS	0.003%FS	0.003%FS	0.02 hPa
Pressure Type	Differential, Gauge	Differential, Gauge	Gauge, Absolute	Gauge, Absolute	Gauge, Absolute	Absolute
Over Range Indication	120%					
Resolution	6 digits					
Measurement Units	Pa, hPa, kPa, mPa, bar, mbar, psi, mmHg@0°C, cmHg@0°C, mHg@0°C, inHg@0°C, inH ₂ O@4°C, mmH ₂ O@4°C, cmH ₂ O@4°C, mH ₂ O@4°C, mmH ₂ O@20°C, cmH ₂ O@20°C, mH ₂ O@20°C, inH ₂ O@20°C, inH ₂ O@68°F, kgf/cm ² , mtorr, torr, lb/ft ² , tsi, custom					
Barometric Accuracy	N/A	N/A	60 Pa	60 Pa	60 Pa	N/A

[1] One year accuracy (including 1 year stability). FS specification applies to the span of the module range.

[2] Specification based on gauge measurement. An additional 60 pa uncertainty will need to be included when measuring in absolute mode. Applicable only for use with the ADT761A-500 and ADT761A-1K

* Additel 761A calibrators support 161 series intelligent digital pressure modules that are available for gauge, vacuum and absolute pressure from -15 psi to 60,000 psi (-1 bar to 4200 bar). For detailed specifications refer to the 161 series pressure modules data sheet.

Electrical Specifications

Model Specification	Range	Resolution	Accuracy	Note
mA Measure	Auto-ranging ±25 or ±50 mA	0.1 µA	0.008%RD+0.004%FS	Impedance <10Ω
V Measure	±300 mV	1 µV	0.008%RD+0.002%FS	Impedance >1 GΩ
	Auto-ranging ±5, ±12 or ±30 V	±5 V:20 µV ±12 V:100 µV ±30 V:100 µV	0.008%RD+0.002%FS	Impedance >1 MΩ
Loop Power Source	24 V	N/A	±0.24 V	50 mA (Max Loading)
mA Source	0 to 2.5 mA or 2.5 to 25 mA	0-2.5 mA: 0.05µA 0-25 mA:0.5µA	0-2.5 mA: 0.008%RD+0.1 µA 0-25 mA: 0.008%RD+1.0 µA	20 mA @ 1 KΩ
Power Source	16 to 30 V	1 V	±1 V(24 V: ±0.24 V)	70 mA (Max Loading)
V Source	0 to 16 V	250 µV	0.008%RD+0.002%FS	
Pressure Switch	Mechanical Switch, Live Mechanical Switch, NPN Switch, PNP Switch	N/A	N/A	Response time<10 ms. If the switch is live, voltage range will be (3-30) V
Temperature Compensation	5°C to 35°C			
Temperature Coefficient	Outside of 5°C to 35°C: <±0.0005%RD+0.0001%FS/°C			
Misuse Protection	Up to 30 V on any two sockets			



Metrology Made Simple

Internal Module Specification and Compatibility

Model Range	inH2O ^[6]	mbar ^[6]	Media	Accuracy (%FS) ^[1]	Burst Pressure	761A-LLP	761A-D	761A-500	761A-1K
ADT155-20-DP025	±0.25	±0.62	G	0.2 ^[2]	100x	●			
ADT155-10-DP050	±0.5	±1.25	G	0.1 ^[3]	100x	●			
ADT155-05-DP1	±1	±2.5	G	0.05 ^[4]	100x	●			
ADT155-05-DP2	±2	±5	G	0.05 ^[4]	100x	●			
ADT155-05-DP5	±5	±10	G	0.05 ^[4]	50x	●			
ADT155-05-DP10	±10	±25	G	0.05 ^[4]	20x	●	●		
ADT155-05-DP20	±20	±50	G	0.05	20x	●	●		
ADT155-05-DP30	±30	±75	G	0.05	20x	●	●		
ADT155-05-DP50	±50	±125	G	0.05	3x		●		
ADT155-02-DP100	±100	±250	G	0.02	3x		●		
ADT155-02-DP150	±150	±350	G	0.02	3x		●		
ADT155-02-DP300	±300	±700	G	0.02	3x		●		
ADT155-02-DP400	-380 to 400	-950 to 1K	G	0.02	3x		●		
ADT155-02-DP800	-380 to 800	-950 to 2K	G	0.02	3x		●		
ADT155-02-DP1K	-380 to 1K	-950 to 2.5K	G	0.02	3x		●		
Gauge Pressure	psig	bar.g							
ADT155-02-CP10	±10	±0.7	G	0.02 ^[5]	3x		●	●	
ADT155-02-CP15	-13.5 to 15	-0.95 to 1	G	0.02 ^[5]	3x		●	●	
ADT155-02-CP30	-13.5 to 30	-0.95 to 2	G	0.02 ^[5]	3x		●	●	●
ADT155-02-CP35	-13.5 to 35	-0.95 to 2.5	G	0.02 ^[5]	3x		●	●	●
ADT155-02-CP50	-13.5 to 50	-0.95 to 3.5	G	0.02 ^[5]	3x			●	●
ADT155-02-CP100	-13.5 to 100	-0.95 to 7	G	0.02 ^[5]	3x			●	●
ADT155-02-CP150	-13.5 to 150	-0.95 to 10	G	0.02 ^[5]	3x			●	●
ADT155-02-CP200	-13.5 to 200	-0.95 to 14	G	0.02 ^[5]	3x			●	●
ADT155-02-CP300	-13.5 to 300	-0.95 to 20	G	0.02 ^[5]	3x			●	●
ADT155-02-CP500	-13.5 to 500	-0.95 to 35	G	0.02 ^[5]	3x			●	●
ADT155-02-CP600	-13.5 to 600	-0.95 to 40	G	0.02 ^[5]	3x				●
ADT155-02-CP1K	-13.5 to 1K	-0.95 to 70	G	0.02 ^[5]	3x				●

[1] FS specification applies to the span of the module range. Accuracy includes one-year stability, except for DP025 to DP10 modules.

[2] Accuracy is a 6 months spec, 1-year long-term drift is 0.2%FS.

[3] Accuracy is a 6 months spec, 1-year long-term drift is 0.1%FS.

[4] Accuracy is a 6 months spec, 1-year long-term drift is 0.05%FS.

[5] Specification based on gauge measurement. An additional 60 Pa uncertainty will need to be included when measuring in absolute mode.

[6] The low module pressure range may be outside the pressure range of the calibrator

Applicable only for use with the ADT761A-500 and ADT761A-1K

* ADT155 Pressure modules are calibrated in psi & inH2O

General Specifications

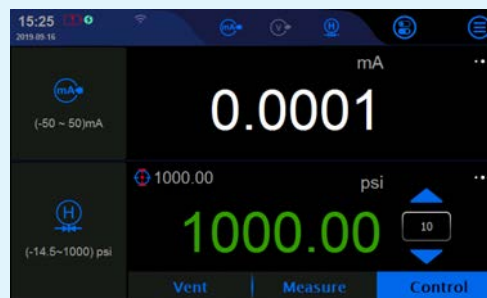
Specification	Description
User Interface	Color touch screen and/or keypad operation
Channels	Four total: one electrical, high or low internal pressure module, two external pressure modules
Enclosure IP Rating	IP31
Battery	Rechargeable Li-Ion battery, typically 12 hours of operation, recharges in less than 5 hours.
Power	Rechargeable Li-Ion battery, external power 110/220 V power adapter 27 V
Display	7" TFT touch screen 800 x 480 color
Communications	USB, LAN, Bluetooth, Wi-Fi
Weight	<17.52 lb (7.95 KG)
Size	11.77 x 7.60 x 7.56 in (299 x 193 x 192 mm)
Certification	ISO 17025 accredited certificate of calibration with NIST-traceable data
Data Storage	6 GB
Data Logging	Up to 1,000,000 readings (data and time stamped)
HART Communicator	Read, configure and calibrate HART devices - DD files updated periodically
Task documentation	Up to 1000 tasks can be stored with data
Automation Functions	Switch test, auto step, leak test
User Interface Localization	English, German, French, Italian, Spanish, Portuguese, Chinese, Japanese, and Russian
Pump life	>1,000,000 cycles
Environmental Specifications	Operating temperature: 32°F to 122°F (0°C to 50°C)
	Compensated temperature: 32°F to 122°F (0°C to 50°C)
	Storage temperature: -20°C to 60°C (-4°F to 120°F)
	Humidity: <90%, non-condensing
Vibration and Shock	Vibration: 4 g (20 to 2,000 Hz) Shock: 8 g, 1 meter drop test
Compliance	CE
Software Compatibility	ACal, Additel Land and Additel Link for access via mobile application
Warranty	1 year



Pressure gauge / transmitter / switch calibration



Task Menu



High Pressure Automated Calibration

Pressure Range

Type	Model	Pressure Range	High-Range Pressure Module		Low-Range Pressure Module	
			Range	Accuracy	Range	Accuracy
Low/Differential Pressure	ADT761A-LLP-DPX	-75 to 75 mbar (-30 to 30 inH2O)	DP30: -75 to 75 mbar (-30 to 30 inH2O)	0.05%FS	User selectable from DP20 to DP025	See Internal Module Table
	ADT761A-D-DPXX-X	-0.95 to 2.5 bar (-13.5 to 35 psi)	CP35: -0.95 to 2.5 bar (-13.5 to 35 psi)	0.02%FS	User selectable from DP10 to CP30	See Internal Module Table
Standard Accuracy Gauge/Absolute Pressure	ADT761A-500-CPXX-X	-0.9 to 35 bar (-13 to 500 psi)	CP500: -0.9 to 35 bar (-13 to 500 psi)	0.02%FS	User selectable from CP10 to CP300	See Internal Module Table
	ADT761A-1K-CPXX-X	-0.9 to 70 bar (-13 to 1000 psi)	CP1K: -0.9 to 70 bar (-13 to 1000 psi)	0.02%FS	User selectable from CP30 to CP600	See Internal Module Table

Pressure Range

Type	Model	Pressure Range	High-Range Pressure Module		Low-Range Pressure Module	
			Range	Accuracy	Range	Accuracy
Precision Accuracy Gauge/Absolute Pressure	ADT761A-AP30R-X	-0.95 to 1 bar (-13.5 to 15 psi)	AP30R: -0.95 to 1 bar (-13.5 to 15 psi)	0.01%FS	Single sensor only	
	ADT761A-AP50R-X	-0.95 to 2.5 bar (-13.5 to 35 psi)	AP50R: -0.95 to 2.5 bar (-13.5 to 35 psi)	0.01%FS	Single sensor only	
	ADT761A-AP100R-X	-0.95 to 7 bar (-13.5 to 100 psi)	AP100R: -0.95 to 7 bar (-13.5 to 100 psi)	0.01%FS	Single sensor only	
	ADT761A-AP300R-X	-0.9 to 21 bar (-13 to 300 psi)	AP300R: -0.9 to 21 bar (-13 to 300 psi)	0.01%FS	Single sensor only	
	ADT761A-AP500R-X	-0.9 to 35 bar (-13 to 500 psi)	AP500R: -0.9 to 35 bar (-13 to 500 psi)	0.01%FS	Single sensor only	
	ADT761A-AP1KR-X	-0.9 to 70 bar (-13 to 1000 psi)	AP1KR: -0.9 to 70 bar (-13 to 1000 psi)	0.01%FS	Single sensor only	

ORDERING INFORMATION

Model Number



ADT761A — LLP — DP1 — N

Pressure range:
See pressure range table.

Module Range:
See internal module table

Pressure port type on External Pressure Manifold:
N - 1/4NPT female
N2 - 1/2NPT female
B - 1/4BSP female
B2 - 1/2BSP female
M - M20X1.5 female






Accessories (included)

9022 Test Leads for calibrator	2 sets (4 pcs)	
9907 Carrying case for 761A calibrator and accessory	1 pc	
O-rings	20 pcs	
Pressure Hose	1 pc for the ADT761A-D 1 pc for the ADT761A-BP	
ISO17025 accredited calibration certificate	1 pc	
Threaded plug (Excl ADT761A-LLP)	1 pc	
USB Cable	1 pc	
Barb Fitting (Only for ADT761A-D and ADT761A-BP)	1 pc	
Silicone Tube	2 meters for the ADT761A-LLP 1 meter for the ADT761A-D	

Accessories (included)

ADT106A-X External Pressure Manifold (Excl ADT761A-LLP)	1 pc	
9818 110V/220V external Power adapter	1 pc	
9725 Chargeable Li-ion battery	1 pc	
9240 DP gauge holder, rubber (Only for ADT761A-LLP)	1 pc	
9060 (Pressure module connection cable)	1 pc	
ADT100-761A-X Hose Test Kit, 5 feet flexible hose (excl ADT761A-LLP)	1 pc + 1 pc adapter	
1220211206 Adapter, quick female to barb (Only for ADT761A-D)	1 pc	

Optional Accessories

ADT161	See datasheet of ADT161 for more info; connection cable sold separately	
9060	Pressure module connection cable	
9530	Additel/ACal Automated Calibration Software	
ADT100-761Hose	ADT761 hose, 5 feet (polyamide, 2,390 psi burst)	
ADT106A-X	External Pressure Manifold (Excl ADT761A-LLP)	
ADT100-761A-X	Hose Test Kit, 5 feet flexible hose	



Introducing the New Additel 286 Multifunction Reference Thermometer Readout



- *Measure and calibrate SPRTs, RTDs, thermistors and thermocouples*
- *1PPM resistance ratio accuracy (channel 1)*
- *8 1/2-digit DC multimeter*
- *Measure up to 82 channels*
- *Sample rates up to 10 channels per second*
- *Bluetooth, WIFI, USB & Ethernet (RJ-45) capable*
- *Build-in automatic temperature control, data collection, and coefficient generation*
- *Support for creating custom control of heat sources with RS-232*
- *Auto – zero power feature (self heating compensation)*
- *10.1" touch screen display*
- *Supports fully automated temperature calibrations with data collection and report generation (no software required)*

Phone: 714-998-6899

Fax: 714-998-6999

E-mail: sales@additel.com

Corporate Headquarters

2900 Saturn Street #B

Brea, CA 92821, USA

Salt Lake City Office

1364 West State Rd. Suite 101

Pleasant Grove, UT 84062, USA

www.additel.com

Additel 760

Automatic Handheld Pressure Calibrators

Selection Guide

Model Features	760-LLP	760-LLP-DL	760-D	760-D-DL	760-MA	760-MA-DL
Pressure Range ^[1]	±30 in H ₂ O (±75 mbar)	±30 in H ₂ O (±75 mbar)	-12.5 to 35 psi (-0.86 to 2.5 bar)	-12.5 to 35 psi (-0.86 to 2.5 bar)	-12.5 to 300 psig (-0.86 to 20 bar)	-12.5 to 300 psig (-0.86 to 20 bar)
Accuracy (%FS)	0.05 ^[1]	0.05 ^[1]	0.02 ^[1]	0.02 ^[1]	0.02 ^{[1][3]}	0.02 ^{[1][3]}
Stability (%FS)	<0.005 ^[2]	<0.005 ^[2]	<0.005 ^[2]	<0.005 ^[2]	<0.005 ^[2]	<0.005 ^[2]
Gauge Pressure	●	●	●	●	●	●
Differential Pressure	●	●	●	●		
Absolute Pressure					●	●
Barometric Pressure					●	●
Removable Internal Module	●	●	●	●	●	●
External Pressure Module	●	●	●	●	●	●
Temperature Compensated	●	●	●	●	●	●
Built-in Electrical Pump	●	●	●	●	●	●
Built-in Filter	●	●	●	●	●	●
Built-in Liquid Trap	●	●	●	●	●	●
Source/Simulate 24 mA	●	●	●	●	●	●
Measure mA or V	●	●	●	●	●	●
24V Loop power	●	●	●	●	●	●
Pressure switch test	●	●	●	●	●	●
HART Communication		●		●		●
Task Documentation		●		●		●
Data Logging		●		●		●
Channels	4	4	4	4	4	4
USB and Wi-Fi	●	●	●	●	●	●

[1] FS specification applies to the span of the module range.

[2] Stability based on FS of the internal pressure module. Internal module is switchable.

[3] Specification based on gauge measurement. An additional 60 pa uncertainty will need to be included when measuring in absolute mode.

Additel 760

Automatic Handheld Pressure Calibrators



- Fully automatic calibrator with built-in pump and controller
- Switchable internal pressure modules for expandable ranges
- Accuracy (1 year) of 0.02%FS
- External pressure modules available (measure only)
- Less than 4 lbs (1.8 kg) for handheld operation
- Source pressure, measure pressure and electrical
- 4 channels
- Optional HART communications
- Optional data logging and task documenting
- USB and Wi-Fi communications

OVERVIEW

A portable automated pressure calibrator in the palm of your hand—this could be our most exciting product yet! The Additel 760 series Automatic Handheld Pressure Calibrator takes portable pressure calibration to new levels. Weighing less than 4 lbs (1.8 kg), the ADT760's innovative design contains a built-in pump, precision pressure sensor, internal controller and a large touch-screen color display. To generate pressure, simply key in the desired pressure and the Additel 760 will do the rest. Each unit has four channels: one internal pressure channel for source and measure pressures, two external pressure measurement channels, and one electronic measure and source channel. This series of calibrator has three standard models with the option of adding HART communications, documentation and data logging.



Metrology Made Simple

FEATURES

ADT760-LLP

The 760-LLP is designed for low pressure calibration and comes with a build-in pressure module of your choice. The maximum range module compatible with the ADT760-LLP is to ± 30 inH₂O (± 75 mbar) and provides an accuracy to 0.05%FS (see ordering information for configurations with the option of the ADT760 and a module of your choice). Additional internal pressure modules (ADT155 series) are available and provide a variety of ranges down to ± 0.25 inH₂O (± 0.62 mbar). The accuracy of 0.05%FS and control stability 0.005%FS is based on the internal module's span. Measurements can be made in gauge or differential mode.

ADT760-D

The 760-D gives you differential and gauge pressure but at a higher pressure range than the ADT760-LLP. Covering the range of -12.5 to 35 psi (-0.86 to 2.5 bar) and with an accuracy of 0.02%FS, the ADT760-D is an ideal solution to cover very common gauge and differential pressure measurements. The Additel 760-D comes with an internal module of your choice. The maximum range module compatible with the ADT760-D is to 35 psi. Lower pressure configurations down to ± 10 inH₂O differential can be purchased to improve accuracy at lower pressures.

ADT760-MA

The 760-MA generates and controls pressure from vacuum pressures up to 300 psig (20 bar.g) with an accuracy of 0.02%FS. Equipped with a built-in barometric reference, each unit can switch between gauge and absolute pressure types. A variety of internal sensors are available which offer lower pressure ranges for improved performance.



Documenting Process Functionality

Each model of the Additel 760 series has an option incorporating documentation and communication functions turning your 760 into a multifunction documenting process calibrator. This feature provides HART communication, task documentation and data logging.

Pressure Specifications

Specification	760-LLP	760-D	760-MA
Max Pressure Range	± 30 inH ₂ O (75 mbar)	-12.5 to 35 psi (-0.86 to 2.5 bar)	-12.5 to 300 psig (-0.86 to 20 bar.g)
Accuracy	0.05%FS ^[1]	0.02%FS ^[1]	0.02%FS ^{[1][3]}
Stability	<0.005%FS ^[2]	<0.005%FS ^[2]	<0.005%FS ^[2]
Pressure Type	Differential, Gauge	Differential, Gauge	Gauge, Absolute
Over Range Indication	120%		
Resolution	6 digits		
Measurement Units	Pa, hPa, kPa, mPa, bar, mbar, psi, mmHg@0°C, cmHg@0°C, mHg@0°C, inHg@0°C, inH ₂ O@4°C, mmH ₂ O@4°C, cmH ₂ O@4°C, mH ₂ O@4°C, mmH ₂ O@20°C, cmH ₂ O@20°C, mH ₂ O@20°C, mH ₂ O@68°F, inH ₂ O@20°C, kgf/cm ² , mtorr, torr, lb/ft ² , tsi, custom		
Barometric Accuracy	N/A	N/A	60 Pa ^[4]
Connection	Barb fitting	Hose, 5 ft (1.5 m), with built-in filter to 1/4BSPF, 1/4NPTF, and M20F adapters	Hose, 5 ft (1.5 m), with built-in filter to 1/4BSPF, 1/4NPTF, and M20F adapters
Pressure Output Rate	<30 Seconds (30 inH ₂ O/100 ml)	<10 Seconds (35 psi/5 ml)	<90 Seconds (300 psi/5 ml)

[1] FS specification applies to the span of the module range.

[2] Stability based on FS of the internal pressure module. Stability is 0.005%FS or 0.05 pa whichever is greater. Internal module is switchable.

[3] Specification based on gauge measurement. An additional 60 pa uncertainty will need to be included when measuring in absolute mode.

[4] 60 Pa uncertainty (k=2) includes calibration uncertainty, linearity, and long-term stability (<30 Pa per year). Barometer range of 60 to 110 kPa.

Electrical Specifications

Specification	Range	Resolution	Accuracy	Note
mA Measure	± 30 mA	0.0001 mA	0.01%RD+0.005%FS	Impedance <10 Ω
V Measure	± 30 V	0.0001 V	0.01%RD+0.005%FS	Impedance >1 M Ω
mA Source	24 mA	0.001 mA	0.01%RD+0.005%FS	20 mA @ 1 K
Loop Power Source	24 V	N/A	± 1 V	50 mA (Max Loading)
Pressure Switch	Open, close. Support for mechanical switches and NPN/PNP digital switches.			
Temperature Compensation	41°F to 95°F (5°C to 35°C)			
Temperature Coefficient	$< \pm (0.001\%RD + 0.001\%FS) / ^\circ C$ outside of 5°C to 35°C			

Module	Module Range ^[6]		Media	Accuracy (%FS) ^[1]	Burst Pressure	760-LLP	760-D	760-MA
	inH ₂ O	mbar						
DP025	±0.25	±0.62	G	0.2 ^[2]	100x	●		
DP050	±0.5	±1.25	G	0.1 ^[3]	100x	●		
DP1	±1	±2.5	G	0.05 ^[4]	100x	●		
DP2	±2	±5	G	0.05 ^[4]	100x	●		
DP5	±5	±10	G	0.05 ^[4]	50x	●		
DP10	±10	±25	G	0.05 ^[4]	20x	●	●	
DP20	±20	±50	G	0.05	20x	●	●	
DP30	±30	±75	G	0.05	20x	●	●	
DP50	±50	±125	G	0.05	3x		●	
DP100	±100	±250	G	0.02	3x		●	
DP150	±150	±350	G	0.02	3x		●	
DP300	±300	±700	G	0.02	3x		●	
DP400	-380 to 400	-950 to 1K	G	0.02	3x		●	
DP800	-380 to 800	-950 to 2K	G	0.02	3x		●	
DP1K	-380 to 1K	-950 to 2.5K	G	0.02	3x		●	
Gauge Pressure	psi	bar						
CP10	±10	±0.7	G	0.02 ^[5]	3x		●	●
CP15	-13.5 to 15	-0.95 to 1	G	0.02 ^[5]	3x		●	●
CP30	-13.5 to 30	-0.95 to 2	G	0.02 ^[5]	3x		●	●
CP35	-13.5 to 35	-0.95 to 2.5	G	0.02 ^[5]	3x		●	●
CP50	-13.5 to 50	-0.95 to 3.5	G	0.02 ^[5]	3x			●
CP100	-13.5 to 100	-0.95 to 7	G	0.02 ^[5]	3x			●
CP150	-13.5 to 150	-0.95 to 10	G	0.02 ^[5]	3x			●
CP200	-13.5 to 200	-0.95 to 14	G	0.02 ^[5]	3x			●
CP300	-13.5 to 300	-0.95 to 20	G	0.02 ^[5]	3x			●

[1] FS specification applies to the span of the module range. Accuracy includes one-year stability, except for DP025 to DP10 modules.

[2] Accuracy is a 6 months spec, 1-year long-term drift is 0.2%FS.

[3] Accuracy is a 6 months spec, 1-year long-term drift is 0.1%FS.

[4] Accuracy is a 6 months spec, 1-year long-term drift is 0.05%FS.

[5] Specification based on gauge measurement. An additional 60 pa uncertainty will need to be included when measuring in absolute mode. Applicable only for use with the ADT760-MA

[6] The low module pressure range may be outside the pressure range of the calibrator

* ADT155 Pressure Modules are calibrated in psi & inH₂O

General Specifications

Specification	Description
Channels	Four total: one electrical, one internal pressure, two external pressure (measure only)
Enclosure IP Rating	IP52 water and dust proof
Battery	Rechargeable Li-Ion battery, typically 10 hours of operation, recharges in less than 4 hours
Display	Color 800 x 480 TFT 5-inch touch screen
Communications	USB and WiFi
Weight	<4 lbs (<1.8 kg)
Size	9.3 x 4.3 x 2.8 in (235 x 110 x 70 mm)
Certification	ISO 17025 accredited certificate with data included
HART Communications	Optional (ADT760-X-DL model)
Data Logging	Optional (ADT760-X-DL model), up to 1,000,000 readings (date and time stamped)
Task Documentation	Optional (ADT760-X-DL model) up to 1000 tasks
Automation Functions	Switch test, auto step, leak test
Misuse Protection	Up to 30 V on any two sockets
Multi Lingual Interface	English, German, French, Italian, Spanish, Portuguese, Chinese, Japanese, and Russian
Pump Life	>500,000 cycles
Power	Rechargeable Li-Ion battery, external power: 110/220 V power adapter 10 V
Environment Specifications	Operation: 32°F to 122°F (0°C to 50°C), 0-90% RH, less than 3,000 meters Compensated temperature: 32°F to 122°F (0°C to 50°C) Storage temperature: -4°F to 158°F (-20°C to 70°C)
Vibration and Shock	Vibration: 4 g (20 to 2,000 Hz) Shock: 8 g, 1 meter drop test
Compliance	CE
Software	ACal, PCal, Land, LogII
Warranty	1 year



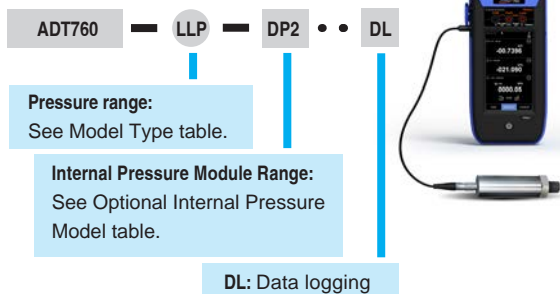
Optional Internal Pressure Modules

Module Number	Description
ADT155-20-DP025	Pressure module for ADT760-LLP, ± 0.25 inH ₂ O, $\pm 0.2\%$ FS
ADT155-10-DP050	Pressure module for ADT760-LLP, ± 0.5 inH ₂ O, $\pm 0.1\%$ FS
ADT155-05-DP1	Pressure module for ADT760-LLP, ± 1 inH ₂ O, $\pm 0.05\%$ FS
ADT155-05-DP2	Pressure module for ADT760-LLP, ± 2 inH ₂ O, $\pm 0.05\%$ FS
ADT155-05-DP5	Pressure module for ADT760-LLP, ± 5 inH ₂ O, $\pm 0.05\%$ FS
ADT155-05-DP10	Pressure module for ADT760-LLP & -D ± 10 inH ₂ O, $\pm 0.05\%$ FS
ADT155-05-DP20	Pressure module for ADT760-LLP & -D, ± 20 inH ₂ O, $\pm 0.05\%$ FS
ADT155-05-DP30	Pressure module for ADT760-LLP & -D, ± 30 inH ₂ O, $\pm 0.05\%$ FS
ADT155-05-DP50	Pressure module for ADT760-D, ± 50 inH ₂ O, $\pm 0.05\%$ FS
ADT155-02-DP100	Pressure module for ADT760-D, ± 100 inH ₂ O, $\pm 0.02\%$ FS
ADT155-02-DP150	Pressure module for ADT760-D, ± 150 inH ₂ O, $\pm 0.02\%$ FS
ADT155-02-DP300	Pressure module for ADT760-D, ± 300 inH ₂ O, $\pm 0.02\%$ FS
ADT155-02-DP400	Pressure module for ADT760-D, -380 to 400 inH ₂ O (-13.5 to 15 psi), $\pm 0.02\%$ FS
ADT155-02-DP800	Pressure module for ADT760-D, -380 to 800 inH ₂ O (-13.5 to 30 psi), $\pm 0.02\%$ FS
ADT155-02-DP1K	Pressure module for ADT760-D, -380 to 1K inH ₂ O (-13.5 to 35 psi), $\pm 0.02\%$ FS
ADT155-02-CP10	Pressure module for ADT760-D & -MA, ± 10 psi, $\pm 0.02\%$ FS
ADT155-02-CP15	Pressure module for ADT760-D & -MA, -13.5 to 15 psi, $\pm 0.02\%$ FS
ADT155-02-CP30	Pressure module for ADT760-D & -MA, -13.5 to 30 psi, $\pm 0.02\%$ FS
ADT155-02-CP35	Pressure module for ADT760-D & -MA, -13.5 to 35 psi, $\pm 0.02\%$ FS
ADT155-02-CP50	Pressure module for ADT760-D & -MA, -13.5 to 50 psi, $\pm 0.02\%$ FS
ADT155-02-CP100	Pressure module for ADT760-MA, -13.5 to 100 psi, $\pm 0.02\%$ FS
ADT155-02-CP150	Pressure module for ADT760-MA, -13.5 to 150 psi, $\pm 0.02\%$ FS
ADT155-02-CP200	Pressure module for ADT760-MA, -13.5 to 200 psi, $\pm 0.02\%$ FS
ADT155-02-CP300	Pressure module for ADT760-MA, -13.5 to 300 psi, $\pm 0.02\%$ FS

* ADT155 Pressure modules are calibrated in psi & inH₂O

Ordering Information

Model Number



Model Type	
Model Number	Description
ADT760-LLP	Automatic Handheld Pressure Calibrator, ± 30 inH ₂ O
ADT760-LLP-DL	Automatic Handheld Pressure Calibrator, ± 30 inH ₂ O w/HART and data logging
ADT760-D	Automatic Handheld Pressure Calibrator, -12.5 to 35 psi
ADT760-D-DL	Automatic Handheld Pressure Calibrator, -12.5 to 35 psi w/HART and data logging
ADT760-MA	Automatic Handheld Pressure Calibrator, -12.5 to 300 psi
ADT760-MA-DL	Automatic Handheld Pressure Calibrator, -12.5 to 300 psi w/HART and data logging

* Configurations available for ADT760 units with different internal pressure sensor range

Accessories (Included)		
Model	Quantity	Picture
ADT100-760-KIT adapter set (excl ADT760-LLP)	1 set (to 1/4BSPF, to 1/4NPTF, to M20F)	
USB to USB cable (ADT760-X-DL only)	1 pc	
9816-X 110V/220V external power adapter	1 pc	
9724 chargeable Li-ion battery	1 pc	
9025 test leads for calibrator	1 sets (3 pcs)	
ADT100-760 Hose	1 pc for the ADT760-MA	
Pressure Hose	1 pc for the ADT760-D	
Silicone Tube	2 meters for the ADT760-LLP 1 meter for the ADT760-D	
1220211206 Adapter, quick female to barb (Only for ADT760-D)	1 pc	
ISO17025 accredited certificate	1 pc	

Optional Accessories

Model	Description	Picture
ADT161	See datasheet of ADT161 for more info; connection cable sold separately	
9060	Pressure module connection cable	
ADT100-760-N	Special Connector to 1/4NPT quick connector	
ADT100-760-B	Special Connector to 1/4BSP quick connector	
ADT100-760-M	Special Connector to M20x1.5 quick connector	
ADT100-760-N2	Special Connector to 1/2NPT quick connector	
ADT100-760-B2	Special Connector to 1/2BSP quick connector	
ADT128-B	Pneumatic Pressure Manifold for ADT760, -15 to 3000 psi, single port, 1/4 BSP F	
ADT128-B2	Pneumatic Pressure Manifold for ADT760, -15 to 3000 psi, single port, 1/2 BSP F	
ADT128-N	Pneumatic Pressure Manifold for ADT760, -15 to 3000 psi, single port, 1/4 NPT F	
ADT128-N2	Pneumatic Pressure Manifold for ADT760, -15 to 3000 psi, single port, 1/2 NPT F	
ADT128-M	Pneumatic Pressure Manifold for ADT760, -15 to 3000 psi, single port, M20x1.5	
9240	DP gauge holder, rubber	
1220211087	Filter, set of 1 pc	
9913-760-SC	Soft carrying case for ADT760, test leads, and many accessories	
9914-760	Carry case for ADT760 and various accessories	
ADT100-760-CNT	Special connector (to be used to adapt from the ADT760 to ADT100-760-KIT adapters)	

* Additel/Land software available for free download at www.additel.com

Additel 780 Series Pressure Controller

*New Precision Accuracy Models with 1-Year
Uncertainty to 0.01% of Reading*



- Pressure ranges from vacuum to 3,000 psi (200 bar)
- Removable interchangeable intelligent sensors
- Precision accuracy models to 0.01% of reading
- Standalone solution to 1,000 psi (70 bar), no gas bottle required when used with the Electric Pump
- Standard model accuracy of 0.02% of full scale
- External pressure modules to 3,000 psi (200 bar)
- WiFi enabled communications
- Fully temperature compensated accuracy over 0°C to 50°C
- HART Communication and Profibus PA
- Large 7" color touch screen display
- Control stability of 0.003%FS
- Built-in barometer
- Easy-to-use icon based user interface

OVERVIEW

For years, we've provided the most durable, accurate, quality pressure calibration products for field applications. The Additel 780 series controller incorporates the same durability, accuracy, and quality into a new bench top controller packed with features and functionality that is remarkably easy to use. The Additel 780 series offers two base ranges: to 1,000 psi (70 bar) and to 3,000 psi (200 bar). The base range establishes the maximum controlling range of the controller. Each configuration includes a control sensor which is preselected to the sensor range best suited for your application. External and internal sensors can be used which allows for expanded range and accuracy capability in the future.

There are also two controller types that can be selected: the Additel 780S is the standard controller option without any measurement capability. The Additel 780 has expanded functionality including electrical measurement and HART and Profibus PA communication.

MODULAR DESIGN

Each unit comes with one Intelligent Pressure Module configured to the many range offerings provided. Standard accuracy sensors (ADT161-CPXXX) are silicone pressure sensors with a 1 year accuracy of 0.02% FS. The precision accuracy models improve the 1 year accuracy specification to 0.01% of reading from 100% to 30% of range. Each sensor has been specially aged, tested and screened before assembly. After assembly each sensor is temperature compensated over the range of 0°C to 50°C. The Additel 780 series allows for one internal pressure sensor and one external pressure sensor. The modular design of this unit provides for interchangeability of both the internal and external sensors with other Intelligent Pressure Modules.



In addition to the Intelligent Pressure Modules, the Additel 780 series has a built in barometric sensor. This allows for switching between gauge pressures to absolute pressures.

STANDALONE SOLUTION

Typical pressure controllers will require a nitrogen bottle for the gas supply which make it difficult to move the controller around without having to move or connect to another bottle. The Additel 780 series is unique in that with the optional electric pump, you can generate pressures to 1,000 psi (70 bar) without the need of a gas bottle.



PROCESS FUNCTIONALITY (excl ADT780S versions)

The 780 Series Pressure Controller is considered to handle a very wide range of applications which may normally require a pressure calibrator. Built-in capability, includes current and voltage measurement capability, 24 volt loop power, HART® and Profibus PA communication, switch measurement capability, and much more.

MEASUREMENT SPECIFICATIONS

Specification	ADT780-1K	ADT780-3K
Pressure range	-14.5 to 1,000 psi (-0.95 to 70 bar)	-14.5 to 3,000 psi (-0.95 to 200 bar) ^[1]
Control stability	0.003% FS (stability based on % FS of control sensor range)	
Precision (includes 1 year stability)	See pressure range table	
Media	Clean gas	
Over-range indication	103% to 120% (based on sensor)	
Resolution	4, 5, 6, or 7 digits (user selectable) ^[2]	
Pressure type	Gauge, Absolute	
Warm up time	15 minutes	
Measurement units	Pa, hPa, kPa, MPa, bar, mbar, psi, mmHg@0°C, cmHg@0°C, mHg@0°C, inHg@0°C, inH ₂ O@4°C, mmH ₂ O@4°C, cmH ₂ O@4°C, mH ₂ O@4°C, mmH ₂ O@20°C, cmH ₂ O@20°C, mH ₂ O@20°C, kg/m ² , kg/cm ² , mtorr, torr, atm, lb/ft ² , tsi, user selectable	
Minimum control pressure ^[3]	0.0001 psi	0.001 psi

[1] HP gas supply required to reach 3,000 psi (200 bar).

[2] 7 digit resolution for precision model only.

[3] Dependent on pressure module.

BAROMETRIC MEASUREMENT SPECIFICATION

Sensor	Gauge	Absolute
Standard Sensors	N/A	55 Pa ^[1]
Precision Sensors	3 Pa ^[2]	N/A

Barometer range (60–110)kPa, the accuracy is 55 Pa (11 Pa is optional)

[1] 55 Pa uncertainty (k=2) includes calibration uncertainty, linearity, and long term stability (<30 Pa per year). Barometer range of 60 to 120 kPa.

[2] Combined linearity, hysteresis, and repeatability. Add 3 Pa when used in gauge mode. When using the precision sensors with the ADT780 controller in gauge mode, regular zeroing will realign the barometric reading to provide the most accurate result.

ELECTRICAL MEASURE SPECIFICATIONS^[1]

Specification	Range	Resolution	Accuracy
Volts DC	-30 to 30 V	0.1 mV	±0.01% rdg + 1.5 mV
	-300 to 300 mV	1 µV	±0.01% rdg + 15 µV
Current DC	-30 to 30 mA	0.1 µA	±0.01% rdg + 1.5 µA
Switch test	If the switch has detected voltage, the range is from 3 – 24 V		
DC 24V output	24 V ± 0.24 V, max 30 mA		

[1] Not available in ADT780S versions








PHYSICAL SPECIFICATIONS

Specification	ADT780-1K & ADT780-3K
Power	100 to 240 V, 50/60 Hz
Pressure ports	G1/8 F
Storage temperature	-20°C to 70°C
Operating environment	0-90% RH non-condensing
Display	7 inch (17.8 cm) color, touch screen display
Weight	33 lbs (15 kg)
Dimensions (DWH)	16.5 x 17.3 x 5.2 inch (419 x 440 x 132 mm)
Mounting	Standard desktop, optional rack mount kit
Shock	4G
Vibration	1G 10Hz–500Hz

OTHER SPECIFICATIONS

WiFi specifications	802.11 b, g, and n
Vent	Front panel vent and safety release button (only for 780S)
Communications	RS232, USB, LAN, WIFI
Stability indicator	User selectable
Operating modes	Control, measure, and vent
Display modes	Controller – show pressure indication and control
	Calibrator – shows pressure indication, control, and electrical measurement (excl ADT780S)
Localization	English, Chinese (simplified), German, Spanish, French, Italian, Portuguese, Russian, Japanese
Conformity	CE
Calibration certification	ISO 17025 accredited certificate of calibration with data included
Warranty	1 year

STANDARD ACCESSORIES

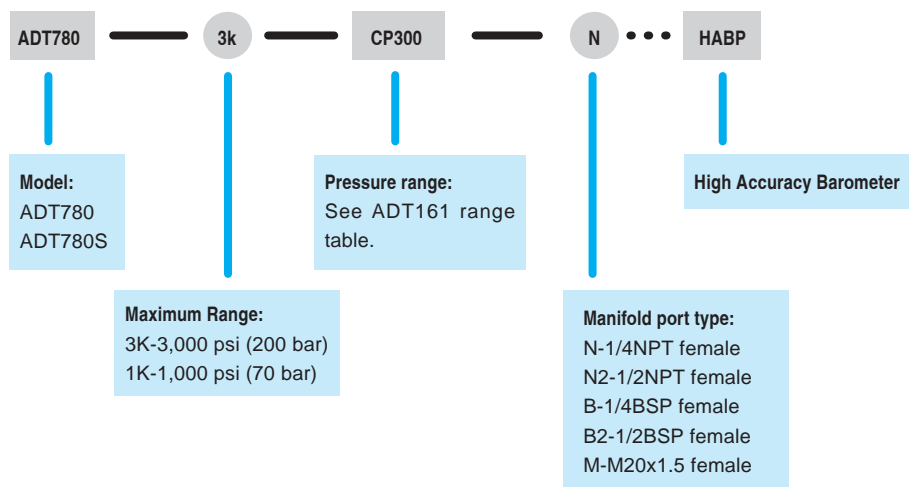
ADT121-X External Manifold	1 pc	
Manifold connection hose	1 pc	
Power adapter	1 pc	
9022 Test leads (except 780S)	2 sets (4 pc)	
9020 Short circuit cable (except 780S)	1 set (2 pc)	
9060 Pressure module connection cable	1 pc	
Adapter set (adapters to fit the ADT78X port to male fittings)	1 set (2 pcs G1/8M to G1/4M, 2 pcs G1/8M to Festo, release valve)	
ISO 17025 accredited certificate	1 pc	
O-rings	2 types	
Vacuum/Vent tubing	2 pc	

OPTIONAL ACCESSORIES

ADT161	Pressure modules (see module information)	
ADT780-1K-EPUMP	1,000 psi (70 bar) electrical pump	
9050	RS232 to USB adapter	
9050-EXT	RS 232 (DB9/M) extension cable, 9 feet	
ADT100-FLT-1K	Liquid trap	
9912-780	Shipment case for the ADT780 and ADT780S Controller	
9530 Additel/ACal	Automated calibration software, Task and asset management	
9245-780	Rack mount kit	
9245-EPUMP	Rack mount kit	

ADT780 ORDERING INFORMATION (Controller without E-pump)

Model Number



Specifications for ADT780 Internal/External Sensors

P/N	Pressure Range		Media	Accuracy ^[2]	Pressure Rating		Suggested Controller Compatibility	Internal/ External Use
	psia	bar.a			Burst	Over Pressure		
Precision Sensors ^[1]								
AP15R	0 to 15	0 to 1	G	0.01% FS	2x	1.2x	ADT780-1K only	Both
AP30R	0 to 30	0 to 2	G	0.01% rdg or 0.003% FS whichever is greater	2x	1.2x	ADT780-1K only	Both
AP50R	0 to 50	0 to 3.5	G	0.01% rdg or 0.003% FS whichever is greater	2x	1.2x	ADT780-1K only	Both
AP100R	0 to 115	0 to 8	G,L	0.01% rdg or 0.003% FS whichever is greater	2x	1.2x	ADT780-1K only	Both
AP300R	0 to 315	0 to 21	G,L	0.01% rdg or 0.003% FS whichever is greater	2x	1.2x	Both	Both
AP500R	0 to 515	0 to 36	G,L	0.01% rdg or 0.003% FS whichever is greater	2x	1.2x	Both	Both
AP1KR	0 to 1,015	0 to 71	G,L	0.01% rdg or 0.003% FS whichever is greater	2x	1.2x	Both	Both
AP2KR	0 to 2,015	0 to 141	G	0.01% rdg or 0.003% FS whichever is greater	3x	1.1x	ADT780-3K only	Both
AP3KR	0 to 3,015	0 to 201	G	0.01% rdg or 0.003% FS whichever is greater	3x	1.1x	ADT780-3K only	Both

P/N	Pressure Range		Media	Accuracy	Pressure Rating		Suggested Controller Compatibility	Internal/ External Use
	psig	bar.g			Burst	Over Pressure		
Standard Pressure Sensors								
CP10	±10	±0.7	G	0.02% FS	3x	1.2x	ADT780-1K only	Both
CP15	±15	±1.0	G	0.02% FS	3x	1.2x	ADT780-1K only	Both
CP30	-15 to 30	-1 to 2.0	G	0.02% FS	3x	1.2x	ADT780-1K only	Both
CP50	-15 to 50	-1 to 3.5	G	0.02% FS	3x	1.2x	ADT780-1K only	Both
CP100	-15 to 100	-1 to 7.0	G,L	0.02% FS	3x	1.2x	ADT780-1K only	Both
CP300	-15 to 300	-1 to 20	G,L	0.02% FS	3x	1.2x	Both	Both
CP500	-15 to 500	-1 to 35	G,L	0.02% FS	3x	1.2x	Both	Both
CP600	-15 to 600	-1 to 40	G,L	0.02% FS	3x	1.2x	Both	Both
CP1K	-15 to 1,000	-1 to 70	G,L	0.02% FS	3x	1.2x	Both	Both
CP2K	-15 to 2,000	-1 to 140	G,L	0.02% FS	3x	1.2x	ADT780-3K only	Both
CP3K	-15 to 3,000	-1 to 200	G,L	0.02% FS	3x	1.2x	ADT780-3K only	Both
CP5K	-15 to 5,000	-1 to 350	G,L	0.02% FS	3x	1.2x	N/A	External
CP10K	-15 to 10,000	-1 to 700	G,L	0.02% FS	2x	1.2x	N/A	External

[1] Contact Additel for other range options.

[2] Accuracy includes calibration uncertainty, linearity and long-term stability.

**Low pressure sensors (ADT161-XX-DPX) available for low pressure and differential pressure measurement. Also available for low pressure control (gauge mode only). Ranges from ±1 inH₂O (2.5 mbar) to 300 inH₂O (700 mbar).

Electric Pump

Additel 780-1K-EPUMP

- Generates Vacuum to 1,000 psi (70 bar)
- Built-in filter and liquid trap



■ 1,000 psi (70 bar) Electric Pump Specifications

Pressure range	-13.8 to 1,080 psi (-0.95 to 75 bar)
Weight	69.6 lbs (31.6 kg)
Size(WHD)	17.3 X 9.3 X 21.7 inch (440 X 235X 550 mm)
Power	100 to 240 V
Media	Air
Volume	150 mL
Outlet port	G1/8 F
Storage temperature	-20°C to 70°C
Operating environment	0-90% RH non-condensing
Mounting	Standard desktop, optional rack mount
Control operation	2 LED displays with pressure limit settings
Typical max pressure time	Approx 2 min with ADT780 Controller

Additel 161, 161Ex

Intelligent Digital Pressure Modules



- Pressure ranges to 60,000 psi (4,200 bar)
- Pressure measurement accuracy of 0.02% FS
- Precision accuracy to 0.01% RD, 0.05%FS accuracy up to 40K psi
- Intrinsically Safe (Ex) models available
- Fully temperature compensated accuracy



Gauge pressure Differential pressure

OVERVIEW

With advanced microprocessor technology and state-of-the-art silicon pressure sensors, Additel's 161 and 161Ex series Digital Pressure Modules provide an accurate, reliable, and economic solution for wide range of pressure applications. Our intrinsically safe (Ex) models are up to the task of providing the best possible results, even in hazardous environments. In order to reach the best performance, every silicon pressure sensor in the module has been specially aged, tested and screened before assembly. Designed as external pressure modules for Additel's 760 automatic handheld pressure calibrator, the ADT761 automated pressure calibrator, ADT226/227 series handheld process calibrator and Additel's flagship 780 pressure controller, the Additel 161 is unmatched in performance and reliability. If intrinsic safety is a critical requirement for your workload, we have you covered when you combine our model ADT226Ex/227Ex process calibrator with any of our ADT161Ex pressure modules.

FEATURES

- Precision sensor measurement accuracy to 0.01% RD
- Gauge pressure measurement accuracy of 0.02% FS
- Absolute Pressure measurement accuracy of 0.1% FS
- Pressure ranges to 60,000 psi (4,200 bar)
- Intrinsically Safe (Ex) models available
- Advanced temperature compensation
- ISO 17025 accredited calibration and data included

PRESSURE RANGE

Differential Pressure						
P/N	Pressure Range ^[1]		Media	Accuracy (%FS)	Burst Pressure	Static Pressure Range
	(inH ₂ O)	(mbar)				
DP1	±1	±2.5	G	0.05 ^[2]	100x	±10 psi
DP2	±2	±5.0	G	0.05 ^[2]	100x	±10 psi
DP5	±5	±10	G	0.05 ^[2]	50x	±10 psi
DP10	±10	±25	G	0.05 ^[2]	20x	±10 psi
DP20	±20	±50	G	0.05	20x	±10 psi
DP30	±30	±75	G	0.05	20x	±10 psi
DP50	±50	±160	G	0.05	3x	±10 psi
DP100	±100	±250	G	0.02	3x	±15 psi
DP150	±150	±350	G	0.02	3x	50 psi
DP300	±300	±700	G	0.02	3x	50 psi

[1] FS specification applies to the span of the range. Accuracy includes 1 year stability.

[2] 0.05%FS accuracy (incl 6 months stability). One year accuracy is 0.05%FS calibration accuracy combined with 0.05%FS one year stability.

Gauge Pressure ^[1]					
P/N	Pressure Range		Media ^[2]	Accuracy(%FS)	Burst Pressure
	(psi)	(bar)			
V15	-15	-1.0	G	0.02	3x
GP2	2	0.16	G	0.05	3x
GP5	5	0.35	G	0.05	3x
GP10	10	0.7	G	0.02	3x
GP15	15	1.0	G	0.02	3x
GP30	30	2.0	G	0.02	3x
GP50	50	3.5	G , L	0.02	3x
GP100	100	7.0	G , L	0.02	3x
GP150	150	10	G , L	0.02	3x
GP300	300	20	G , L	0.02	3x
GP500	500	35	G , L	0.02	3x
GP600	600	40	G , L	0.02	3x
GP1K	1,000	70	G , L	0.02	3x
GP1.5K	1,500	100	G , L	0.02	3x
GP2K	2,000	140	G , L	0.02	3x
GP3K	3,000	200	G , L	0.02	3x
GP5K	5,000	350	G , L	0.02	3x
GP10K	10,000	700	G , L	0.02	2x
GP15K	15,000	1,000	G , L	0.05	2x
GP20K	20,000	1,400	G , L	0.05	1.5x
GP25K	25,000	1,600	G , L	0.05	1.5x
GP30K	30,000	2,000	G , L	0.05	1.5x
GP36K	36,000	2,500	G , L	0.05	1.5x
GP40K	40,000	2,800	G , L	0.05	1.35x
GP50K	50,000	3,500	G , L	0.1	1.2x
GP60K	60,000	4,200	G , L	0.1	1.1x

[1] Sealed gauge pressure for above 1000 psi

[2] G=Gas, L=Liquid

Now Offering
0.05% Accuracy
Up to 40K PSI

SPECIFICATIONS

Compound Pressure						
P/N	Pressure Range		Media	Accuracy	Pressure Rating	
	psig	bar.g			Burst	Over Pressure
CP2	±2	±0.16	G	0.05% FS	3x	1.2x
CP5	±5	±0.35	G	0.02% FS	3x	1.2x
CP10	±10	±0.7	G	0.02% FS	3x	1.2x
CP15	±15	±1.0	G	0.02% FS	3x	1.2x
CP30	-15 to 30	-1 to 2.0	G	0.02% FS	3x	1.2x
CP50	-15 to 50	-1 to 3.5	G	0.02% FS	3x	1.2x
CP100	-15 to 100	-1 to 7.0	G,L	0.02% FS	3x	1.2x
CP300	-15 to 300	-1 to 20	G,L	0.02% FS	3x	1.2x
CP500	-15 to 500	-1 to 35	G,L	0.02% FS	3x	1.2x
CP600	-15 to 600	-1 to 40	G,L	0.02% FS	3x	1.2x
CP1K	-15 to 1,000	-1 to 70	G,L	0.02% FS	3x	1.2x
CP2K	-15 to 2,000	-1 to 140	G,L	0.02% FS	3x	1.2x
CP3K	-15 to 3,000	-1 to 200	G,L	0.02% FS	3x	1.2x
CP5K	-15 to 5,000	-1 to 350	G,L	0.02% FS	3x	1.2x
CP10K	-15 to 10,000	-1 to 700	G,L	0.02% FS	2x	1.2x

Absolute Pressure					
P/N	Pressure Range		Media	Accuracy(%FS)	Burst Pressure
	(psi)	(bar)			
AP5	5	0.35	G	0.1	3x
AP10	10	0.7	G	0.1	3x
AP15	15	1.0	G	0.1	3x
AP30	30	2.0	G	0.1	3x
AP50	50	3.5	G	0.1	3x
AP100	100	7.0	G , L	0.05 (0.1)	3x
AP300	300	20	G , L	0.05 (0.1)	3x
AP500	500	35	G , L	0.05 (0.1)	3x
AP1K	1,000	70	G , L	0.05 (0.1)	3x
AP3K	3,000	200	G , L	0.05 (0.1)	3x
AP5K	5,000	350	G , L	0.05 (0.1)	3x

Barometric Pressure					
P/N	Pressure Range		Media	Accuracy	Burst Pressure
	Low	High			
BP	60 kPa	110 kPa	G	40 Pa	3x

Precision Sensors ^{[1] [3]} - Absolute Pressure						
P/N	Pressure Range		Media	Accuracy ^[2]	Pressure Rating	
	psi.a	bar.a			Burst	Over Pressure
AP15R	15	1	G	0.01% FS	2x	1.2x
AP30R	30	2	G	0.01% rdg or 0.003% FS whichever is greater	2x	1.2x
AP50R	50	3.5	G	0.01% rdg or 0.003% FS whichever is greater	2x	1.2x
AP100R	115	8	G,L	0.01% rdg or 0.003% FS whichever is greater	2x	1.2x
AP300R	315	21	G,L	0.01% rdg or 0.003% FS whichever is greater	2x	1.2x
AP500R	515	36	G,L	0.01% rdg or 0.003% FS whichever is greater	2x	1.2x
AP1KR	1,015	71	G,L	0.01% rdg or 0.003% FS whichever is greater	2x	1.2x
AP2KR	2,015	141	G,L	0.01% rdg or 0.003% FS whichever is greater	3x	1.1x
AP3KR	3,015	201	G,L	0.01% rdg or 0.003% FS whichever is greater	3x	1.1x

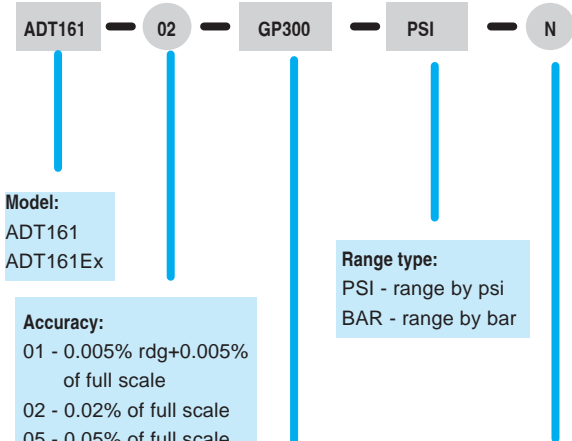
[1] Contact Additel for other range options.

[2] Accuracy includes calibration uncertainty, linearity and long-term stability.

[3] Precision Sensors (APXR) cannot be configured as an Ex model and cannot be read by Ex device.

ORDERING INFORMATION

Model Number



Pressure range P/N:
See pressure range table




Additel 226Ex with ADT161Ex Pressure Module

Note: Precision Sensors (APXR) cannot be configured as an Ex model and cannot be read by Ex device.


Accessories included

ISO 17025 accredited Calibration Certificate

Optional Accessories

Model number	Description	Picture
9060	Pressure module connection cable	

SPECIFICATIONS

	Standard Accuracy			Precision Accuracy
	CPXXX	DPXXX	GPXXX	APXXX
Operating temperature	-10°C to 50°C (14°F to 122°F)			10°C to 30°C (50°F to 86°F)
Storage temperature	-20°C to 70°C (-4°F to 158°F)			-20°C to 70°C (-4°F to 158°F)
Relative humidity	95% RH			90% RH
Pressure connections (for external use only)	1/4NPT, 1/2NPT, 1/4BSP, 1/2BPS, M20x15			1/4NPT, 1/2NPT, 1/4BSP, 1/2BSP, M20x15
Enclosure (for external use only)	SS enclosure			SS enclosure
Intrinsic Safety (ADT161Ex models only)	ATEX certified intrinsically safe  II 1G EX ia IIC T4 Ga TUR 16.0023X			N/A
Dimensions (Dia x H)	33 mm x 123 mm (1.3" x 4.84")			44 mm x 195 mm (1.7" x 7.7")
Weight	0.4 kg (0.99 lb)			0.7 kg (1.5 lb)
Warranty	1 Year			1 Year

Look us up on www.additel.com or call today (1)714-998-6899

Additel 158Ex

Intelligent Digital Pressure Modules

- Pressure ranges to 60,000 psi (4,200 bar)
- Pressure measurement accuracy of 0.02% FS
- Intrinsically Safe (Ex)
- Fully temperature compensated accuracy



ADT158Ex

OVERVIEW

With advanced microprocessor technology and state-of-the-art silicon pressure sensors, Additel's 158Ex series Digital Pressure Modules provide an accurate, reliable, and economic solution for wide range of pressure applications. Our intrinsically safe (Ex) models are up to the task of providing the best possible results, even in hazardous environments. In order to reach the best performance, every silicon pressure sensor in the module has been specially aged, tested and screened before assembly. Designed as field switchable pressure modules for use with Additel 273Ex and 260Ex handheld devices, the Additel 158Ex is unmatched in performance and reliability. If intrinsic safety is a critical requirement for your workload, we have you covered when you combine our model ADT273Ex or ADT260Ex handheld calibrators with any of our ADT158Ex pressure modules.

FEATURES

- Gauge pressure measurement accuracy of 0.02% FS
- Pressure ranges to 60,000 psi (4,200 bar)
- Intrinsically Safe with ADT260EX and ADT273EX
- Advanced temperature compensation
- ISO 17025 accredited calibration and data included

PRESSURE RANGE

Gauge Pressure ^[1]					
P/N	Pressure Range		Media ^[2]	Accuracy(%FS)	Burst Pressure
	(psi)	(bar)			
V15	-15	-1.0	G	0.02	3x
GP2	2	0.16	G	0.05	3x
GP5	5	0.35	G	0.05	3x
GP10	10	0.7	G	0.02	3x
GP15	15	1.0	G	0.02	3x
GP30	30	2.0	G	0.02	3x
GP50	50	3.5	G , L	0.02	3x
GP100	100	7.0	G , L	0.02	3x
GP150	150	10	G , L	0.02	3x
GP300	300	20	G , L	0.02	3x
GP500	500	35	G , L	0.02	3x
GP600	600	40	G , L	0.02	3x
GP1K	1,000	70	G , L	0.02	3x
GP1.5K	1,500	100	G , L	0.02	3x
GP2K	2,000	140	G , L	0.02	3x
GP3K	3,000	200	G , L	0.02	3x
GP5K	5,000	350	G , L	0.02	3x
GP10K	10,000	700	G , L	0.02	2x
GP15K	15,000	1,000	G , L	0.05	2x
GP20K	20,000	1,400	G , L	0.05	1.5x
GP25K	25,000	1,600	G , L	0.05	1.5x
GP30K	30,000	2,000	G , L	0.05	1.5x
GP36K	36,000	2,500	G , L	0.05	1.5x
GP40K	40,000	2,800	G , L	0.05	1.35x
GP50K	50,000	3,500	G , L	0.1	1.2x
GP60K	60,000	4,200	G , L	0.1	1.1x

[1] Sealed gauge pressure for above 1000 psi

[2] G=Gas, L=Liquid

Now Offering
0.05% Accuracy
Up to 40K PSI

SPECIFICATIONS

Compound Pressure						
P/N	Pressure Range		Media	Accuracy	Pressure Rating	
	psig	bar.g			Burst	Over Pressure
CP2	±2	±0.16	G	0.05% FS	3x	1.2x
CP5	±5	±0.35	G	0.02% FS	3x	1.2x
CP10	±10	±0.7	G	0.02% FS	3x	1.2x
CP15	±15	±1.0	G	0.02% FS	3x	1.2x
CP30	-15 to 30	-1 to 2.0	G	0.02% FS	3x	1.2x
CP50	-15 to 50	-1 to 3.5	G	0.02% FS	3x	1.2x
CP100	-15 to 100	-1 to 7.0	G,L	0.02% FS	3x	1.2x
CP300	-15 to 300	-1 to 20	G,L	0.02% FS	3x	1.2x
CP500	-15 to 500	-1 to 35	G,L	0.02% FS	3x	1.2x
CP600	-15 to 600	-1 to 40	G,L	0.02% FS	3x	1.2x
CP1K	-15 to 1,000	-1 to 70	G,L	0.02% FS	3x	1.2x
CP2K	-15 to 2,000	-1 to 140	G,L	0.02% FS	3x	1.2x
CP3K	-15 to 3,000	-1 to 200	G,L	0.02% FS	3x	1.2x
CP5K	-15 to 5,000	-1 to 350	G,L	0.02% FS	3x	1.2x
CP10K	-15 to 10,000	-1 to 700	G,L	0.02% FS	2x	1.2x

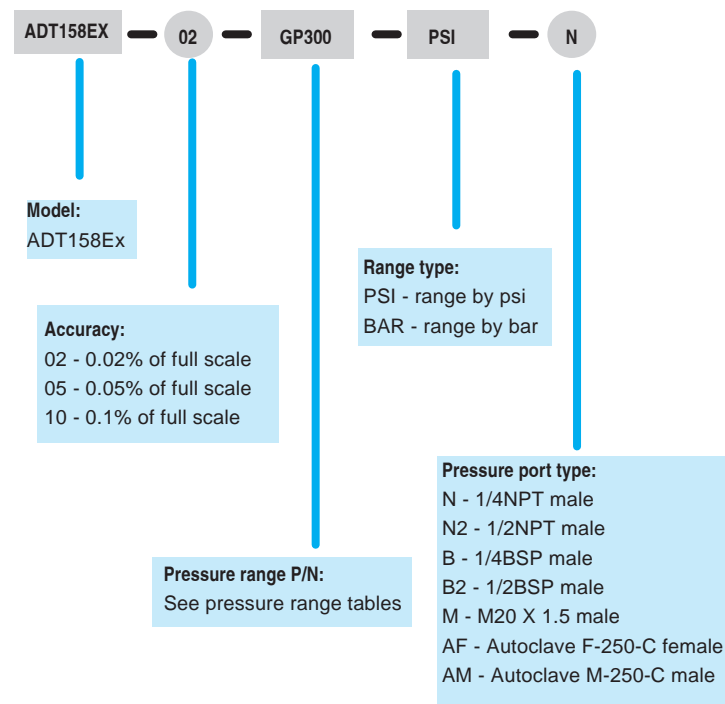
Barometric Pressure					
P/N	Pressure Range		Media	Accuracy	Burst Pressure
	Low	High			
BP	60 kPa	110 kPa	G	55 Pa	3x



Additel 273Ex and 260Ex with ADT158 pressure module installed

■ ORDERING INFORMATION

■ Model Number



■ Accessories included

ISO 17025 accredited Calibration Certificate

SPECIFICATIONS

	Standard Accuracy	
	CPXXX	GPXXX
Operating temperature	-10°C to 50°C (14°F to 122°F)	
Storage temperature	-20°C to 70°C (-4°F to 158°F)	
Relative humidity	95% RH	
Pressure connections (for external use only)	1/4NPT, 1/2NPT, 1/4BSP, 1/2BPS, M20x15	
Enclosure (for external use only)	SS enclosure	
Intrinsic Safety	ATEX certified intrinsically safe only with ADT260EX & ADT273EX	
Dimensions (Dia x H)	33 mm x 123 mm (1.3" x 4.84")	
Weight	0.4 kg (0.99 lb)	
Warranty	1 Year	

Additel Pressure Gauge Selection Guide



Metrology Made Simple

Series Feature	ADT685 Series Digital Pressure Gauge	ADT686 Series Digital Pressure Gauge	ADT673 Series Digital Pressure Gauge	ADT681 Series Digital Pressure Gauge	ADT680 Series Digital Pressure Gauge
Gauge Pressure	•	•	•	•	•
Compound Pressure	•	•	•	•	•
Absolute Pressure	•	•	•	•	
Differential Pressure	•	•	•	•	
Accuracy Classes	0.02%, 0.05%, 0.1%, & 0.2%FS & 0.1%RD 15K psi: 0.05%, 0.1%, & 0.1%RD ≥ 20K psi & ≤ 40K psi: 0.05%, 0.1% ≥ 50K psi: 0.1% & 0.2%FS	0.02%, 0.05%, 0.1%, & 0.2%FS & 0.1%RD 15K psi: 0.05%, 0.1%, & 0.1%RD ≥ 20K psi & ≤ 40K psi: 0.05%, 0.1% ≥ 50K psi: 0.1% & 0.2%FS	0.02%, 0.05%, 0.1%, & 0.2%FS & 0.1%RD 15K psi: 0.05%, 0.1%, & 0.1%RD ≥ 20K psi & ≤ 40K psi: 0.05%, 0.1% ≥ 50K psi: 0.1% & 0.2%FS	0.02%, 0.05%, 0.1%, & 0.2%FS & 0.1%RD 15K & 20K psi: 0.05%, 0.1%, 0.2%FS & 0.1%RD >20K psi: 0.1% & 0.2%FS	0.05%, 0.1%, & 0.25%FS > 20K psi: 0.1% & 0.25%FS
Digital Display	•	•	•	•	•
Analog Display (Fan-Shaped Indication)	•	•	•	•	
Fully Temperature Compensation from -10°C to 50°C	•	•	•	•	•
Resolution					
6-Digit Resolution		•	•		
5-Digit Resolution	5 1/2			•	•
Selectable Pressure Units	11&3 customized units	11&5 customizable units	11&5 customizable units	11	19
Backlight	•	•	•	•	•
Over Pressure Indication	•	•	•	•	•
IS Certification (optional – not available for panel mount)	•			•	
IP67 Certification	•	•	•		•
Intrinsically Safe	•				
Panel Mount (optional) Communication				•	
Wireless	•	•	•	•	680W only
Data Logging	•	•	•	Optional	680W only
Min/Max	•	•	•	•	•
Built-in Leak Test	•	•	•		•
HART Communication			•		
Measure mA and V			•		
24V Loop Power			•		
Switch Test			•		
NIST-Traceable Certificate of Calibration	•	•	•	•	•
Power	ADT685Ex only support AAA batterie ADT685(AAA batterie & 120/220V adapter is optiona)	Rechargeable battery (120/220V adapter is optional)	Rechargeable battery (120/220V adapter is optional)	9V battery (120/220V adapter is optional)	2AA batteries

Series Pressure	Pressure Range		Media	ADT685 Series Digital Pressure Gauge	ADT686 Series Digital Pressure Gauge	ADT673 Series Digital Pressure Gauge	ADT681 Series Digital Pressure Gauge	ADT680 Series Digital Pressure Gauge
	psi	bar						
Gauge								
V15	-15 to 0	-1 to 0	G	•	•	•	•	•
GP5	0 to 5	0 to 0.35	G	•	•	•	•	
GP10	0 to 10	0 to 0.7	G	•	•	•	•	
GP15	0 to 15	0 to 1	G, L	•	•	•	•	•
GP30	0 to 30	0 to 2	G, L	•	•	•	•	•
GP50	0 to 50	0 to 3.5	G, L	•	•	•	•	
GP100	0 to 100	0 to 7	G, L	•	•	•	•	•
GP300	0 to 300	0 to 10	G, L	•	•	•	•	•
GP500	0 to 500	0 to 35	G, L	•	•	•	•	•
GP600	0 to 600	0 to 40	G, L	•	•	•	•	
GP1K	0 to 1K	0 to 70	G, L	•	•	•	•	•
GP2K	0 to 2K	0 to 140	G, L	•	•	•	•	
GP3K	0 to 3K	0 to 200	G, L	•	•	•	•	•
GP5K	0 to 5K	0 to 350	G, L	•	•	•	•	•
GP10K	0 to 10K	0 to 700	G, L	•	•	•	•	•
GP15K	0 to 15K	0 to 1K	G, L	•	•	•	•	•
GP20K	0 to 20K	0 to 1.4K	G, L	•	•	•	•	•
GP25K	0 to 25K	0 to 1.6K	G, L	•	•	•	•	•
GP30K	0 to 30K	0 to 2K	G, L	•	•	•	•	•
GP36K	0 to 36K	0 to 2.5K	G, L	•	•	•	•	•
GP40K	0 to 40K	0 to 2.8K	G, L	•	•	•	•	•
Compound								
CP2	±2	±0.16	G	•	•	•	•	
CP5	±5	±0.35	G	•	•	•	•	
CP10	±10	±0.7	G	•	•	•	•	
CP15	±15	±1	G	•	•	•	•	•
CP30	-15 to 30	-1 to 2	G	•	•	•	•	•
CP100	-15 to 100	-1 to 7	G, L	•	•	•	•	
CP300	-15 to 300	-1 to 20	G, L	•	•	•	•	
Absolute								
AP5	5	0.35	G	•	•	•	•	
AP10	10	0.7	G	•	•	•	•	
AP15	15	1	G	•	•	•	•	
AP30	30	2	G	•	•	•	•	
AP50	50	3.5	G	•	•	•	•	
AP100	100	7	G, L	•	•	•	•	
AP300	300	20	G, L	•	•	•	•	
AP500	500	35	G, L	•	•	•	•	
AP1K	1K	70	G, L	•	•	•	•	
AP3K	3K	200	G, L	•	•	•	•	
AP5K	5K	350	G, L	•	•	•	•	



Metrology Made Simple

Series Pressure	Pressure Range		Media	ADT685 Series Digital Pressure Gauge	ADT686 Series Digital Pressure Gauge	ADT673 Series Digital Pressure Gauge	ADT681 Series Digital Pressure Gauge	ADT680 Series Digital Pressure Gauge
	psi	bar						
Differential	inH ₂ O		mbar					
DP1	±1	±2.5	G	•	•	•	•	
DP2	±2	±5	G	•	•	•	•	
DP5	±5	±10	G	•	•	•	•	
DP10	±10	±25	G	•	•	•	•	
DP20	±20	±50	G	•	•	•	•	
DP30	±30	±75	G	•	•	•	•	
DP50	±50	±160	G	•	•	•	•	
DP150	±150	±350	G	•	•	•	•	
DP300	±300	±700	G	•	•	•	•	

Application Note

Understanding Accuracy Specifications for Digital Pressure Sensors – Percentage of Full Span Versus Percentage of Reading

Specifications for digital pressure gauges can sometimes seem confusing or overwhelming, especially, if you are unfamiliar with the terminology. Some pressure sensors will specify accuracy as a percent of full span (FS) while others provide the specification as a percent of reading. So why are there different ways of specifying the accuracy of pressure sensors and is percent of reading more accurate than percent of full span or vice versa? This brief technical note will discuss the two differences and answer these questions.

Percentage of Reading Accuracy

Figure 1 - Percent reading accuracy example
 Full scale: 0 to 100 psi
 Accuracy: 20 to 100% FS: 0.1% of reading
 0 to 20% FS: 0.02% of FS

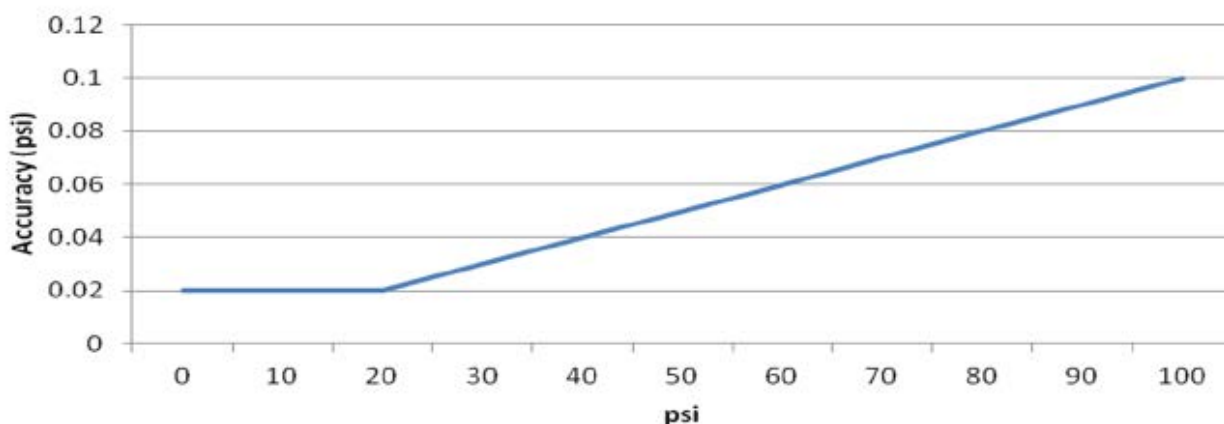
psi	Accuracy (psi)	
0	0.02	0.02%FS
10	0.02	
20	0.02	0.1% of Reading
30	0.03	
40	0.04	
50	0.05	
60	0.06	
70	0.07	
80	0.08	
90	0.09	
100	0.10	

Accuracy as a percentage of reading is accomplished by multiplying the accuracy percentage by the pressure reading. Thus, the lower the pressure measurement, the better the accuracy. Instruments that have a percent reading specification are accompanied with a floor specification. The floor specification takes into account uncertainties such as resolution and measurement noise which may be negligible at higher pressures but are of much more significance at lower pressures.

For example, an accuracy specification may read 0.1% of reading for 20 to 100% of range and 0.02% of full scale below 20% of the range. The 0.02% of full scale specification is considered the floor specification. To understand the accuracy of the sensor, the user is then required to know where the floor spec is applicable and the full scale of the sensor.

This method of specification is often used because it aligns well with the typical performance of pressure gauges. Typically, the closer you measure to barometric pressure the better the performance of the gauge. Figures 1 and the graph below show an example specification for a 100 psi gauge and its accuracy in psi.

Accuracy 0.1% of Reading



Percentage of Full Scale Accuracy

psi	Accuracy (psi)
0	0.05
10	0.05
20	0.05
30	0.05
40	0.05
50	0.05
60	0.05
70	0.05
80	0.05
90	0.05
100	0.05

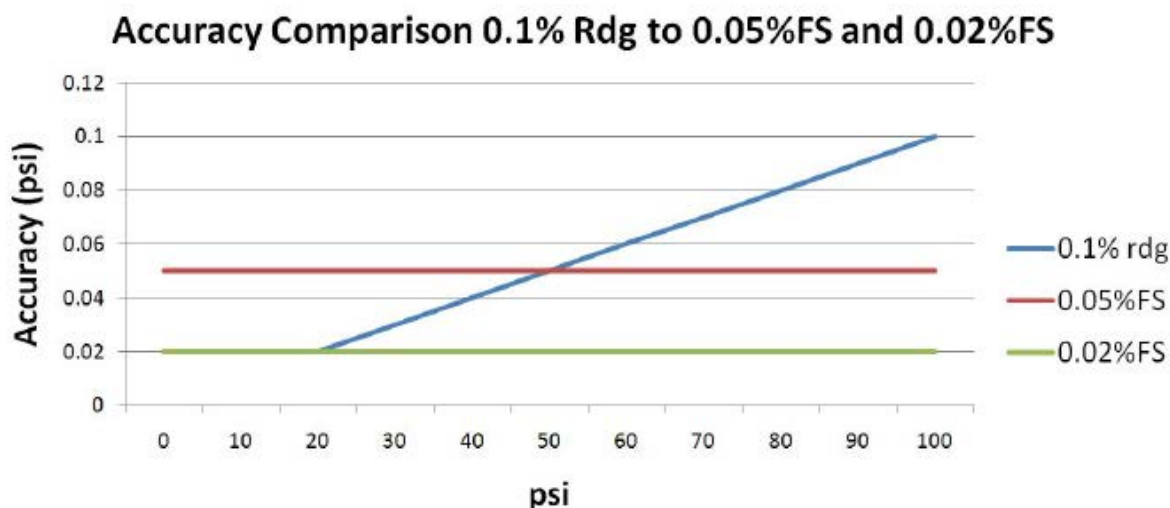
Accuracy as a percentage of full scale is calculated by multiplying the accuracy percentage by the full scale pressure of the gauge. This is obviously a more simple method of specification and is most commonly used in industry because it is easy to calculate and interpret. Denoting the accuracy as percent full scale is a more conservative way of specifying the pressure sensor because typically the sensor doesn't perform the same over its full range. It usually will perform more accurately as you approach barometric pressure. This type of specification is most common for industrial gauges which make it easier to compare one gauge versus another. Figure 2 is an example specification for a 100 psi gauge and its accuracy in psi.

A Comparison of Percent of Full Scale and Percent of Reading Accuracies

psi	Accuracy (psi)		
	0.1% of Reading	0.05% of FS	0.02% of FS
0	0.02	0.05	0.02
10	0.02	0.05	0.02
20	0.02	0.05	0.02
30	0.03	0.05	0.02
40	0.04	0.05	0.02
50	0.05	0.05	0.02
60	0.06	0.05	0.02
70	0.07	0.05	0.02
80	0.08	0.05	0.02
90	0.09	0.05	0.02
100	0.10	0.05	0.02

So you may ask, "Which is more accurate?" The answer is that it depends on the pressure being measured. In the two examples given, the gauge specified at 0.1% of reading is more accurate as you measure lower pressures in its range. However, as you move above 50% of the range, the gauge specified at 0.05% of full scale becomes more accurate than the 0.1% of reading gauge. This can be seen clearly in the chart (left) and graph (below) where the two gauges are compared in terms of psi accuracy. To properly compare these, two gauges you should convert the accuracy to pressure units, such as psi or bar. Then they can be properly matched one against another in like units of measure.

In conclusion, one method of specification is not better than another, it is just different. Given this difference it becomes important to know how to interpret the different specifications types and be able to compare one versus another.



Additel 273Ex Handheld Pressure Calibrator

- 0.02%, 0.05% FS Accuracy
- Intrinsically Safe
- Field Switchable Pressure Module
- Dual Digital Pressure Module Inputs
- Color Touchscreen Display
- Built-in Quick Test Task Feature
- Built-in Barometer
- Intuitive Smartphone Like Interface
- Bluetooth and USB Communication
- Optional HART Communication
- Communicates with Additel's Link Mobile App

OVERVIEW

Additel's 273Ex is an Intrinsically safe handheld multifunctional pressure calibrator with a color touchscreen, smartphone like interface, built-in quick test tasks and optional HART communications capability. This innovative Additel product drastically improves explosion-proof field testing and calibration. The Additel 273Ex has a built-in atmospheric pressure sensor, so that absolute pressure and the gauge pressure are easily facilitated. With three pressure module inputs, one switchable at the bottom and two digital inputs on the side, the user can configure the setup accordingly and easily meet the needs of pressure calibration and testing in virtually any environment.

Intrinsically Safe :

ADT273Ex has passed the most stringent ATEX, IECEx, CSA, and UKCA intrinsic safety certifications from authoritative organizations. The explosion-proof level is Ex ia IIC T4 Ga. It can be widely used in potentially explosive gas environments, such as oil and gas platforms, refineries, chemical and petrochemical plants, pharmaceutical industry, energy and gas processing industry. Each intrinsically safe calibrator has an advance transreflective color LCD display which has enhanced visibility when viewed in direct sunlight. No matter where your work takes you, these calibrators are up to the task.

A Modern User Experience:

Additel has gone above and beyond to provide our customers with the best possible experience when using this new and revolutionary calibrator. The color touchscreen display provides a refreshing and intuitive experience compared to other calibrators on the market. With an easy to navigate menu structure and fast touchscreen response, you will find the ADT273Ex calibrator simple yet powerful to use. The easy-to-read display isn't just fun to use, but it's built rugged to handle the demands of a busy technician in the field or the laboratory.

Optional HART Communication:

With support for HART communication protocols, the ADT273Ex Handheld Pressure Calibrator provides a pressure calibration solution for transmitters over a wide pressure range. The ADT273 is a highly portable device and can measure pressure precisely with a field switchable pressure sensor, as well as read the current or mV produced by a transducer. It can even supply an excitation voltage (loop power) to power sensors or transmitters during calibration.



Additel 273Ex with ADT158Ex module



Look us up on www.additel.com or call today (1)714-998-6899

FUNCTIONAL FEATURES

Functional Features	Details
Scaling	User can convert measured current, voltage and frequency values into pressure, temperature and flow values. Three conversion functions available: linearity, square and square root
Filtering	Average sliding filter (sampling number: 1 ~ 50) First-order linear filter (First-order coefficient: 0.01 ~ 1)
Switch	The measurement value will be automatically displayed at the moment the switch change of state. The latest 8 state changes will be stored in the memory.
Pressure Tare	Tare value is set through the user interface
Pressure stability indicator	Stability time and criteria is selectable
Power management	Backlight auto off Auto power off

Specifications

General Specifications	
Input Channels	Top: 1 electrical signal measurement channel, $\phi 4$ mm banana jacks
	Right side: 2 channels for external digital pressure modules, 5-core dedicated aviation plug
	Bottom: embedded digital pressure module (model ADT158Ex), field switchable.
	Internal: 1 embedded atmospheric pressure sensor
Barometric Accuracy	± 55 Pa
Measurement Rate	mV, V, mA & frequency: 3 times/sec
	Pressure module: 1~10 times/sec selectable (3 as default)
	Barometer: 1 time/sec
Power	4000mAh, 14.4Wh explosion-proof intelligent lithium battery, charging time = 6~8 hours, battery can be charged independently Typical working time 100 hours (measurement mode)
Environmental	Guaranteed temperature range of technical specifications: $(-10 \sim 50)^{\circ}\text{C}$ *Temperature coefficient: ± 5 ppm FS/ $^{\circ}\text{C}$ $(-20 \text{ to } -10)^{\circ}\text{C}$
	Operating temperature: $(-20 \sim 50)^{\circ}\text{C}$
	Storage temperature: $(-30 \sim 70)^{\circ}\text{C}$
	Humidity: 0% to 95% RH, non-condensing Altitude: 3000 meters
Warm-up Time	10 min to fully meet technical specifications
Port Protection Voltage	30V max
Explosion-proof Grade	ATEX & IECEX: Ex ia IIC T4 Ga ($T_a = -20^{\circ}\text{C}$ to $+50^{\circ}\text{C}$)
	CSA: Class I, Division 1, Group A,B,C and D, T4 Class I, Zone 0, AEx ia IIC T4 Ga $T_a = -20^{\circ}\text{C}$ to $+50^{\circ}\text{C}$ Ex ia IIC T4 Ga
	UKCA-EX
CE Certification	TUV IEC61326, IEC61010
Rohs Compliance	Rohs II Directive 2011/65/EU, EN50581:2012
Protection Level	IP67, 1 meter drop test
Communication	Isolate USB-Type C (slave), Bluetooth
Display	4.4-inch color display capacitive screen, transfective, with LED backlight
Size	6.97" x 4.13" x 2.04" (177 mm x 105 mm x 52 mm) which doesn't include bottom ADT158Ex.
Weight	1.98 lb (0.9 kg)
Warranty Time	1 year

Electrical Specifications

Specification	Range	Accuracy	Resolution	Note
Voltage Measurement	$\pm 300\text{mV}$	0.015%RDG + 0.005%FS	1uV	Impedance: $>100\text{M}\Omega$
	$\pm 30\text{V}$	0.015%RDG + 0.005%FS	0.1mV	Impedance: $>1\text{M}\Omega$
Current Measurement	$\pm 30\text{mA}$	0.015%RDG + 0.005%FS	0.1uA	Impedance: $< 40\Omega$
Frequency Measurement	0.01~50000Hz (auto range)	0.005% RDG + 2 last digit	6-digit auto-resolution	Min threshold voltage: 2.5V
	Units: Hz, kHz, MHz, CPM, CPH, s, ms, us			
Switch On-Off Measurement	Inspection voltage: (3 ~ 30)V Response speed: $< 10\text{ms}$, supports wet and dry switch			
Pulse Count	0 ~ 9999999, optional rising edge and falling edge Min threshold voltage: 2.5V			
Loop Power	20V $\pm 10\%$, max output impedance: 320Ω , max load current: 25mA			

Look us up on www.additel.com or call today (1)714-998-6899

PRESSURE TECHNICAL SPECIFICATIONS

Specifications	
Pressure resolution	4, 5, or 6 digit resolution (user selectable)
Temperature Compensation	-10°C~50 °C
Pressure Module Type	Built-in digital pressure module: ADT158Ex, for more detailed information, please see ADT 158Ex datasheet. External digital pressure module: ADT161Ex, for more detailed information, please see ADT 161Ex datasheet.
Specifications	Refer to the technical specification of the ADT158Ex and ADT161Ex
High Static Pressure and Differential Pressure Synthesis Index	Two modules must be with the same range; Typical Differential pressure accuracy of 0.002%FS or 0.02%RD, whichever is greater when using two 0.02%FS external modules. Typical Differential pressure accuracy of 0.002%FS or 0.05%RD, whichever is greater when using two 0.05%FS external modules.

Note: For more explanation, please reference application note "Achieving High Accuracy for High Static Differential Pressure Measurements"

PRESSURE RANGE

Gauge Pressure ^[1]					
P/N	Pressure Range		Media ^[2]	Accuracy (%FS)	Burst Pressure
	(psi)	(bar)			
V15	-15	-1.0	G	0.02	3x
GP2	2	0.16	G	0.05	3x
GP5	5	0.35	G	0.05	3x
GP10	10	0.7	G	0.02	3x
GP15	15	1.0	G	0.02	3x
GP30	30	2.0	G	0.02	3x
GP50	50	3.5	G , L	0.02	3x
GP100	100	7.0	G , L	0.02	3x
GP150	150	10	G , L	0.02	3x
GP300	300	20	G , L	0.02	3x
GP500	500	35	G , L	0.02	3x
GP600	600	40	G , L	0.02	3x
GP1K	1,000	70	G , L	0.02	3x
GP1.5K	1,500	100	G , L	0.02	3x
GP2K	2,000	140	G , L	0.02	3x
GP3K	3,000	200	G , L	0.02	3x
GP5K	5,000	350	G , L	0.02	3x
GP10K	10,000	700	G , L	0.02	2x
GP15K	15,000	1,000	G , L	0.05	2x
GP20K	20,000	1,400	G , L	0.05	1.5x
GP25K	25,000	1,600	G , L	0.05	1.5x
GP30K	30,000	2,000	G , L	0.05	1.5x
GP36K	36,000	2,500	G , L	0.05	1.5x
GP40K	40,000	2,800	G , L	0.05	1.35x
GP50K	50,000	3,500	G , L	0.1	1.2x
GP60K	60,000	4,200	G , L	0.1	1.1x

Compound Pressure						
P/N	Pressure Range		Media	Accuracy	Pressure Rating	
	psi	bar			Burst	Over Pressure
CP2	±2	±0.16	G	0.05% FS	3x	1.2x
CP5	±5	±0.35	G	0.02% FS	3x	1.2x
CP10	±10	±0.7	G	0.02% FS	3x	1.2x
CP15	±15	±1.0	G	0.02% FS	3x	1.2x
CP30	-15 to 30	-1 to 2.0	G	0.02% FS	3x	1.2x
CP50	-15 to 50	-1 to 3.5	G	0.02% FS	3x	1.2x
CP100	-15 to 100	-1 to 7.0	G,L	0.02% FS	3x	1.2x
CP300	-15 to 300	-1 to 20	G,L	0.02% FS	3x	1.2x
CP500	-15 to 500	-1 to 35	G,L	0.02% FS	3x	1.2x
CP600	-15 to 600	-1 to 40	G,L	0.02% FS	3x	1.2x
CP1K	-15 to 1,000	-1 to 70	G,L	0.02% FS	3x	1.2x
CP2K	-15 to 2,000	-1 to 140	G,L	0.02% FS	3x	1.2x
CP3K	-15 to 3,000	-1 to 200	G,L	0.02% FS	3x	1.2x
CP5K	-15 to 5,000	-1 to 350	G,L	0.02% FS	3x	1.2x
CP10K	-15 to 10,000	-1 to 700	G,L	0.02% FS	2x	1.2x

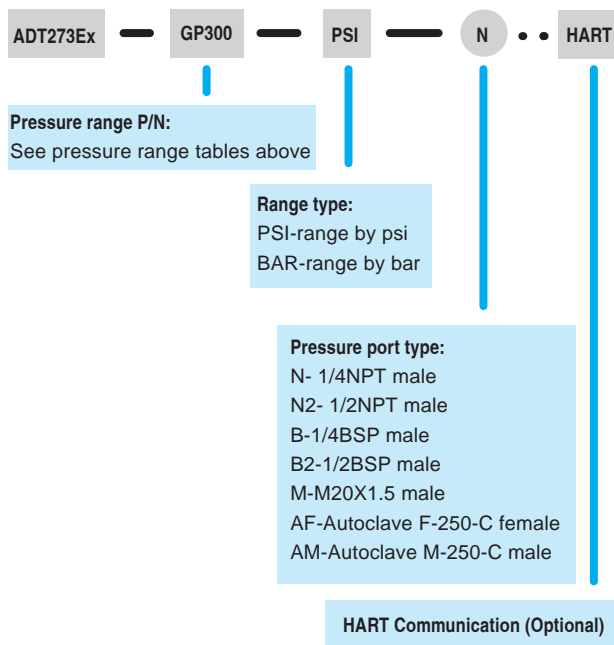
Now Offering
0.05% Accuracy
Up to 40K PSI

[1] Sealed gauge pressure for above 1000 psi

[2] G=Gas, L=Liquid

ORDERING INFORMATION

Model Number



Note: The ADT273Ex can be purchased without the ADT158Ex module if needed using the following part numbers.

ADT273Ex-NO

ADT273Ex-NO-HART (includes HART Communication)

Accessories (included)		
Model number	Description	QTY
9811Ex-X	110V/220V external power adapter	1 pc
9704Ex	Chargeable Li-ion battery	1pc
9025	Test leads	1 set (3 pcs)
9040	Hanging strap with magnet	1 pc
	ISO 17025 accredited calibration certificate	1 pc

Optional Accessories	
Model number	Description
ADT158Ex	Built-in digital pressure module (see ADT158Ex datasheet)
ADT161Ex	External digital pressure module (see ADT161 datasheet)
9060	Pressure module connection cable
9906A	Hard carrying case for handheld instrument with accessories
9918-SC	Soft carrying case, with space for handheld instrument, test leads, and accessories
9530-BASIC	Additel/Acal Automated calibration software with asset management, basic version
9530-NET	Additel/Acal Automated calibration software with asset management, network version, Includes server installation and 1 user license



ADT161Ex pressure modules - See ADT161 Datasheet for more info



ADT158Ex pressure module - for use with ADT273Ex (bottom mount)



Additel 673

Advanced Digital Pressure Calibrators

- Pressure ranges up to 60,000 psi (4,200 bar)
- 0.02%, 0.05% FS or 0.1% RD Accuracy
- Color Touchscreen Display
- Every model measures Gauge or Absolute Pressure
- Built-in Barometer
- Intuitive Smartphone Like Interface
- Bluetooth and USB Communication
- Wi-Fi (optional)
- Measure mA or V, and with 24V loop power
- Full HART Field Communicator (Optional)
- Data logging
- Communicates with Additel's Link Mobile App



Additel 673

OVERVIEW

Additel's 673 Advanced Digital Pressure Calibrators will redefine the way you want to measure and calibrate pressure readings and devices! With wireless remote connectivity, microprocessor technology, state of-the-art silicon pressure sensors and onboard storage capacity, these attractive and fully temperature compensated calibrators will provide the performance, durability and reliability you've come to expect from genuine Additel products. The all new modern menu structure and control interface brings a new and refreshing experience to pressure calibration work. This completely new way of interfacing with our pressure calibrators makes the ADT673 a real pleasure to use. The handy Additel Link app gives users the ability to remotely monitor these calibrators from the convenience of a personal device or cell phone. With an abundance of options to choose from, you can configure these pressure calibrators to precisely fit your specific pressure calibration and measurement needs. With an IP67 rating, you will find that these amazing pressure calibrators can be used in the field or laboratory to meet the most demanding pressure calibration needs.

A Modern User Experience:

Additel has gone above and beyond to provide our customers with the best possible experience when using this new and revolutionary calibrator. The 3.4 inch color touchscreen display comes with a protective replaceable tempered glass screen and is a refreshing update to the traditional push button or blister pad interface. With an easy to navigate menu structure and fast touchscreen response, you will find these ADT673 calibrators simple yet powerful to use. The easy to read display isn't just fun to use, but it's built rugged to handle the demands of a busy technician in the field or the laboratory.



HART Field Communicator :

With full support for HART communication protocols, the ADT673 Advanced Digital Pressure Calibrators provide a pressure calibration solution for transmitters over a wide pressure range. The ADT673 is a very portable device and can measure pressure precisely with a built-in pressure sensor, as well as read the current or mV produced by a transducer. It can even supply an excitation voltage (loop power) to power sensors or transmitters during calibration.



SPECIFICATIONS

Accuracy	673-02: 0.02% of full span
	673-05: 0.05% of full span
	673-RD: 0% to 20% of range: 0.02% of full span 20% to 110% of range: 0.1% of reading
	Vacuum: 0.25% of full span ^{[1][2]}
	Built-in barometer: 55 Pa
Gauge Types	Gauge pressure, compound pressure, absolute pressure, differential pressure
Display	Color Touchscreen (capacitive)
	Screen protector: tempered glass film (replaceable)
	Display rate: 3 readings per second (Default setting). Adjustable from 10 readings per second to 1 reading every 20 seconds
	Resolution: 4, 5 or 6 digits (user selectable)
Pressure Units	Pa, kPa, MPa, psi, bar, mbar, kgf/cm ² , inH ₂ O@4°C mmH ₂ O@4°C, inHg@0°C, mmHg@0°C and 5 customizable units
Environmental	Compensated Temp.: 14°F to 122°F (-10°C to 50°C)
	Operating Temp.: 14°F to 122°F (-10°C to 50°C)
	Storage Temp.: -4°F to 158°F (-20°C to 70°C)
	Humidity: 0 - 95%, Non-condensing
Pressure Port	≤ 15,000 psi: 1/4NPT male, 1/2NPT male, 1/4BSP male, 1/2BSP male, M20x1.5 male
	>15,000 psi: 1/4HP female or 1/4HP male
	*1/4HP female: Autoclave F-250-C, 9/16" - 18 UNF-2B
	*1/4HP male: Autoclave M-250-C, 9/16" - 18 UNF-2A
	Differential Pressure: barb fitting
Over Pressure Warning	Other connections available per request
	120%
Power	Battery: rechargeable Li-ion battery
	Li-Battery life: 16 hours typically
	Recharge time: 4 hours typically
	External power: 110V/220V power adapter (5 VDC)
Enclosure	Case material: 304 SS
	Wetted parts: 316 SS ^[3]
	Size: 4.65" x 1.77" x 6.89" (118mm x 42mm x 175mm)
	Weight: 1.58 lb (0.715 kg)
	Protection Level: IP67
Electrical Measurement Accuracy (23 ± 15°C)	Voltage DC: ±30.0000 V, ± (0.01%RD + 1.5 mV)
	Current DC: ±30.0000 mA, ± (0.01%RD + 1.5 µA)
	DC 24 V: 24 V ±1 V, MAX: 30 mA
	Switch ^[4] : status OPEN/CLOSED, support for mechanical switches and NPN/PNP digital switches
Data Logging	Data storage: 8GB (100M+ records)
	Mode: manual and automatic
	Interval-record: user selectable from 0.1 to 9999.9 second intervals
Compliance	Protection Level: IP67
	Vibration: 5 g (10-500 Hz)
	Shock Resistance: 8 g/11 ms
Communication	CE
	USB Type-C and Bluetooth included, RS232 or Wi-Fi (optional)
Warranty	1 year

[1] FS = -14.5 psi

[2] Applicable to ADT673-RD-CPX

[3] Wetted parts material types may vary by pressure range

Please refer to manual or contact to Additel for more information

[4] Trigger voltage 2.7V

PRESSURE RANGE

Metrology Made Simple

Gauge Pressure ^[1]						
P/N	Pressure Range		Media ^[2]	Accuracy		Burst Pressure
	(psi)	(bar)		%FS	%RD	
V15	-15	-1.0	G	0.02 (0.05)	N/A	3x
GP2	2	0.16	G, L	0.05	N/A	3x
GP5	5	0.35	G, L	0.05	0.1	3x
GP10	10	0.7	G, L ^[3]	0.02 (0.05)	0.1	3x
GP15	15	1.0	G, L ^[3]	0.02 (0.05)	0.1	3x
GP30	30	2.0	G, L ^[3]	0.02 (0.05)	0.1	3x
GP50	50	3.5	G, L	0.02 (0.05)	0.1	3x
GP100	100	7.0	G, L	0.02 (0.05)	0.1	3x
GP150	150	10	G, L	0.02 (0.05)	0.1	3x
GP300	300	20	G, L	0.02 (0.05)	0.1	3x
GP500	500	35	G, L	0.02 (0.05)	0.1	3x
GP600	600	40	G, L	0.02 (0.05)	0.1	3x
GP1K	1,000	70	G, L	0.02 (0.05)	0.1	3x
GP1.5K	1,500	100	G, L	0.02 (0.05)	0.1	3x
GP2K	2,000	140	G, L	0.02 (0.05)	0.1	3x
GP3K	3,000	200	G, L	0.02 (0.05)	0.1	3x
GP5K	5,000	350	G, L	0.02 (0.05)	0.1	3x
GP10K	10,000	700	G, L	0.02 (0.05)	0.1	1.5x
GP15K	15,000	1,000	G, L	0.05 (0.1)	0.1	1.5x
GP20K	20,000	1,400	G, L	0.05 (0.1)	N/A	1.5x
GP25K	25,000	1,600	G, L	0.05 (0.1)	N/A	1.5x
GP30K	30,000	2,000	G, L	0.05 (0.1)	N/A	1.5x
GP36K	36,000	2,500	G, L	0.05 (0.1)	N/A	1.5x
GP40K	40,000	2,800	G, L	0.05 (0.1)	N/A	1.35x
GP50K	50,000	3,500	G, L	0.1 (0.2)	N/A	1.2x
GP60K	60,000	4,200	G, L	0.1 (0.2)	N/A	1.1x

[1] Sealed gauge pressure for above 1,000 psi

[2] G=Gas, L=Liquid

[3] 0.02% FS for gas media only

Compound Pressure						
P/N	Pressure Range		Media	Accuracy		Burst Pressure
	(psi)	(bar)		%FS ^[1]	%RD	
CP2	±2	±0.16	G	0.05	N/A	3x
CP5	±5	±0.35	G	0.02 (0.05)	0.1	3x
CP10	±10	±0.7	G	0.02 (0.05)	0.1	3x
CP15	±15	±1	G	0.02 (0.05)	0.1	3x
CP30	-15 to 30	-1 to 2	G	0.02 (0.05)	0.1	3x
CP100	-15 to 100	-1 to 7	G, L	0.02 (0.05)	0.1	3x
CP300	-15 to 300	-1 to 20	G, L	0.02 (0.05)	0.1	3x
CP500	-15 to 500	-1 to 35	G, L	0.02 (0.05)	0.1	3x
CP600	-15 to 600	-1 to 40	G, L	0.02 (0.05)	0.1	3x
CP1K	-15 to 1000	-1 to 70	G, L	0.02 (0.05)	0.1	3x

[1] FS specification applies to the span of the range

Look us up on www.additel.com or call today (1)714-998-6899



Metrology Made Simple

PRESSURE RANGE

Absolute Pressure					
P/N	Pressure Range		Media	Accuracy(%FS)	Burst Pressure
	(psi)	(bar)			
AP5	5	0.35	G , L	0.1	3x
AP10	10	0.7	G , L	0.1	3x
AP15	15	1.0	G , L	0.1	3x
AP30	30	2.0	G , L	0.1	3x
AP50	50	3.5	G , L	0.1	3x
AP100	100	7.0	G , L	0.05 (0.1)	3x
AP300	300	20	G , L	0.05 (0.1)	3x
AP500	500	35	G , L	0.05 (0.1)	3x
AP1K	1,000	70	G , L	0.05 (0.1)	3x
AP3K	3,000	200	G , L	0.05 (0.1)	3x
AP5K	5,000	350	G , L	0.05 (0.1)	3x

Differential Pressure						
P/N	Pressure Range		Media	Accuracy (%FS) ^[1]	Burst Pressure	Static Pressure Range
	(inH ₂ O)	(mbar)				
DP1	±1	±2.5	G	0.05 ^[2]	100x	±10 psi
DP2	±2	±5.0	G	0.05 ^[2]	100x	±10 psi
DP5	±5	±10	G	0.05 ^[2]	50x	±10 psi
DP10	±10	±25	G	0.05 ^[2]	20x	±10 psi
DP20	±20	±50	G	0.05	20x	±10 psi
DP30	±30	±75	G	0.05	20x	±10 psi
DP50	±50	±125	G	0.05	3x	±10 psi
DP100	±100	±250	G	0.02	3x	±15 psi
DP150	±150	±350	G	0.02	3x	50 psi
DP300	±300	±700	G	0.02	3x	50 psi

[1] FS specification applies to the span of the range. Accuracy includes one year stability.

[2] 0.05%FS accuracy (incl 6 months stability). One year accuracy is 0.05%FS calibration accuracy combined with 0.05%FS one year stability.

Barometric Pressure					
P/N	Pressure Range		Media	Accuracy	Burst Pressure
	Low	High			
BP	60 kPa	110 kPa	G	55Pa	3x

Communication Types Supported				
Comm \ Model	ADT685	ADT685Ex	ADT686	ADT673
RS232	○	○	○	○
RS485	○			
WiFi			○	○
USB	●	●	●	●
Bluetooth(BLE)	●	●	●	●

● Included ○ Optional

Additel Software Compatibility Matrix								
Model Comm	ADT685/ADT685Ex				ADT686/ADT673			
	ACal	LogII	Land	Link	ACal	LogII	Land	Link
RS232	●	●	●		●	●	●	
RS485 only for ADT685	● ^[2]	● ^[2]	● ^[2]					
WiFi					●	●	●	● ^[1]
USB	●	●	●		●	●	●	
Bluetooth(BLE)				●				●

● Supported ○ Non Ex models only

[1] This configuration requires that the device be connected to ACloud via Wi-Fi to utilize the Additel Link app.

[2] 4-20mA output and RS-485 not available in ADT685Ex models.

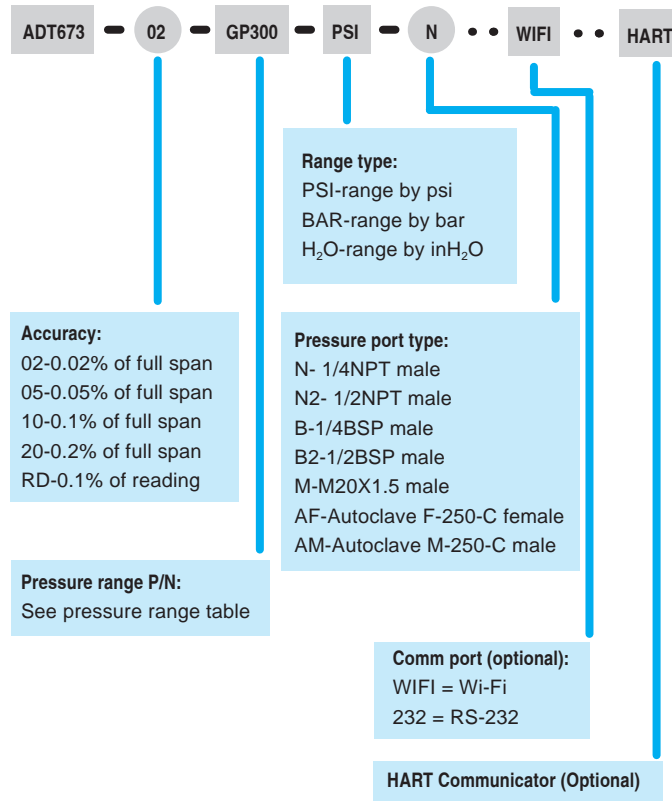
ADT673

Advanced Digital Pressure Calibrators



ORDERING INFORMATION

Model Number



Accessories Included

Rubber boot
Test leads (1) set
Rechargeable Lion battery (1 pc)
USB cable (type-C)
Power adapter
Hanging strap
Silicone tube - 1 meter each (2 pcs for DP models only)
ISO 17025 accredited calibration certificate

Optional Accessories

Model number	Description
9903	Carrying case for (1) digital pressure gauge
9502	Additel/Log II real time data logging and graphical software
9530-BASIC	Additel/Acal Automated calibration software with asset management, basic version
9530-NET	Additel/Acal Automated calibration software with asset management, network version, Includes server installation and 1 user license
9050-EXT	RS 232 (DB9/M) extension cable, 9 feet
1220610724	Screen protector kit

Note: For oil-free applications contact Additel.

Additel 686

Advanced Digital Pressure Gauges



- Pressure ranges up to 60,000 psi (4,200 bar)
- 0.02%, 0.05% FS or 0.1% RD Accuracy
- Color Touchscreen Display
- Every model measures Gauge or Absolute Pressure
- Built-in Barometer
- Intuitive Smartphone Like Interface
- Wi-Fi (optional)
- Bluetooth and USB communication
- Data logging (optional)
- Communicates with Additel's Link Mobile App
- IP67 Rated



Additel 686

OVERVIEW

Additel's 686 Advanced Digital Pressure Gauges will redefine the way you want to measure pressure! With wireless remote connectivity, microprocessor technology, state of-the-art silicon pressure sensors and optional onboard storage capacity, these attractive and fully temperature compensated gauges will provide the performance, durability and reliability you've come to expect from genuine Additel products. The all new modern menu structure and control interface bring a new and refreshing experience to pressure calibration work. This completely new way of interfacing with our gauges makes the ADT686 a real pleasure to use. The handy Additel Link app gives users the ability to remotely monitor these gauges from the convenience of a personal device or cell phone. With an abundance of options to choose from, you can configure these pressure gauges to precisely fit your specific pressure calibration and measurement needs. With an IP67 rating, you will find that these amazing pressure gauges can be used in the field or laboratory to meet the most demanding pressure calibration needs.

A Modern User Experience:

Additel has gone above and beyond to provide our customers with the best possible experience when using these new and revolutionary gauges. The 3.4 inch color touchscreen display comes with a protective replaceable tempered glass screen and is a refreshing update to the traditional push button or blister pad interface. With an easy to navigate menu structure and fast touchscreen response, you will find these ADT686 gauges simple yet powerful to use. The easy to read display isn't just fun to use, but it's built rugged to handle the demands of a busy technician in the field or the laboratory.

Every model measures Gauge or Absolute Pressure:

The Additel 686 Digital Pressure Gauges contain a built-in barometer sensor which allows for the pressure reading to display in gauge pressure or absolute pressure with a simple menu selection. The built-in barometer is calibrated and certified to an accuracy of 50 Pa. With this unique feature, the ADT685 can be a solution for three common applications: gauge pressure measurement, absolute pressure measurement, and barometric or atmosphere pressure measurement. Having an Additel as your gauge will always give you the ability to do more with one instrument!



SPECIFICATIONS

Model	ADT686
Description	Advanced Digital Pressure Gauge
Accuracy (For detailed accuracy, please see pressure range table)	686-02: 0.02% of full span
	686-05: 0.05% of full span
	686-RD: 0% to 20% of range: 0.02% of full span 20% to 110% of range: 0.1% of reading
	Vacuum: 0.25% of full span ^{[1][2]}
Gauge Types	Built-in barometer: 55 Pa
	Gauge pressure, compound pressure, absolute pressure, differential pressure and barometric pressure
Display	Color Touchscreen (capacitive)
	Screen protector: tempered glass film (replaceable)
	Display rate: 3 readings per second (Default setting). Adjustable from 10 readings per second to 1 reading every 20 seconds
	Resolution: 4, 5 or 6 digits (user selectable)
Pressure Units	Pa, kPa, MPa, psi, bar, mbar, kgf/cm ² , inH ₂ O@4°C, mmH ₂ O@4°C, inHg@0°C, mmHg@0°C and 5 customizable units
Environmental	Compensated Temp.: 14°F to 122°F (-10°C to 50°C)
	Operating Temp.: 14°F to 122°F (-10°C to 50°C)
	Storage Temp.: -4°F to 158°F (-20°C to 70°C)
	Humidity: 0 - 95%, Non-condensing
Pressure Port	≤ 15,000 psi: 1/4NPT male, 1/2NPT male, 1/4BSP male, 1/2BSP male, M20 x 1.5 male
	>15,000 psi: 1/4HP female or 1/4HP male
	*1/4HP female: Autoclave F-250-C, 9/16" - 18 UNF-2B
	*1/4HP male: Autoclave M-250-C, 9/16" - 18 UNF-2A
	Differential Pressure: barb fitting
Power	Other connections available per request
	Battery: rechargeable Li-ion battery
	Li-Battery life: 16 hours typically
	Recharge time: 4 hours typically
Enclosure	External power: 110 V/220 V power adapter (5 VDC)
	Case material: 304 SS
	Wetted parts: 316 SS ^[3]
	Size: 4.65" x 1.77" 7.01"(118mm x 42mm x 178mm)
Compliance	Weight: 1.50 lb (0.68 kg)
	Protection Level: IP67
	Vibration: 5 g (10-500 Hz)
	Shock Resistance: 8 g/11 ms
Data Logging (Available on with data logging tion ADT686-...-DL)	CE
	Data storage: 8GB (100M+ records)
Communication	Rate: user-selectable from 0.1 to 9999.9 second intervals
	USB Type-C and Bluetooth included, RS232 or WiFi (optional)
Warranty	1 year

[1] FS = -14.5 psi

[2] Applicable to ADT686-RD-CPX

[3] Wetted parts material types may vary by pressure range.

Please refer to the manual or contact Additel for more information.

PRESSURE RANGE

Gauge Pressure ^[1]						
P/N	Pressure Range		Media ^[2]	Accuracy		Burst Pressure
	(psi)	(bar)		%FS	%RD	
V15	-15	-1.0	G	0.02 (0.05)	N/A	3x
GP2	2	0.16	G, L	0.05	N/A	3x
GP5	5	0.35	G, L	0.05	0.1	3x
GP10	10	0.7	G, L ^[3]	0.02 (0.05)	0.1	3x
GP15	15	1.0	G, L ^[3]	0.02 (0.05)	0.1	3x
GP30	30	2.0	G, L ^[3]	0.02 (0.05)	0.1	3x
GP50	50	3.5	G, L	0.02 (0.05)	0.1	3x
GP100	100	7.0	G, L	0.02 (0.05)	0.1	3x
GP150	150	10	G, L	0.02 (0.05)	0.1	3x
GP300	300	20	G, L	0.02 (0.05)	0.1	3x
GP500	500	35	G, L	0.02 (0.05)	0.1	3x
GP600	600	40	G, L	0.02 (0.05)	0.1	3x
GP1K	1,000	70	G, L	0.02 (0.05)	0.1	3x
GP1.5K	1,500	100	G, L	0.02 (0.05)	0.1	3x
GP2K	2,000	140	G, L	0.02 (0.05)	0.1	3x
GP3K	3,000	200	G, L	0.02 (0.05)	0.1	3x
GP5K	5,000	350	G, L	0.02 (0.05)	0.1	3x
GP10K	10,000	700	G, L	0.02 (0.05)	0.1	1.5x
GP15K	15,000	1,000	G, L	0.05 (0.1)	0.1	1.5x
GP20K	20,000	1,400	G, L	0.05 (0.1)	N/A	1.5x
GP25K	25,000	1,600	G, L	0.05 (0.1)	N/A	1.5x
GP30K	30,000	2,000	G, L	0.05 (0.1)	N/A	1.5x
GP36K	36,000	2,500	G, L	0.05 (0.1)	N/A	1.5x
GP40K	40,000	2,800	G, L	0.05 (0.1)	N/A	1.35x
GP50K	50,000	3,500	G, L	0.1 (0.2)	N/A	1.2x
GP60K	60,000	4,200	G, L	0.1 (0.2)	N/A	1.1x

[1] Sealed gauge pressure for above 1,000 psi

[2] G=Gas, L=Liquid

[3] 0.02% FS for gas media only

Compound Pressure						
P/N	Pressure Range		Media	Accuracy		Burst Pressure
	(psi)	(bar)		%FS ^[1]	%RD	
CP2	±2	±0.16	G	0.05	N/A	3x
CP5	±5	±0.35	G	0.02 (0.05)	0.1	3x
CP10	±10	±0.7	G	0.02 (0.05)	0.1	3x
CP15	±15	±1	G	0.02 (0.05)	0.1	3x
CP30	-15 to 30	-1 to 2	G	0.02 (0.05)	0.1	3x
CP100	-15 to 100	-1 to 7	G, L	0.02 (0.05)	0.1	3x
CP300	-15 to 300	-1 to 20	G, L	0.02 (0.05)	0.1	3x
CP500	-15 to 500	-1 to 35	G, L	0.02 (0.05)	0.1	3x
CP600	-15 to 600	-1 to 40	G, L	0.02 (0.05)	0.1	3x
CP1K	-15 to 1000	-1 to 70	G, L	0.02 (0.05)	0.1	3x

PRESSURE RANGE

Absolute Pressure					
P/N	Pressure Range		Media	Accuracy(%FS)	Burst Pressure
	(psi)	(bar)			
AP5	5	0.35	G, L	0.1	3x
AP10	10	0.7	G, L	0.1	3x
AP15	15	1.0	G, L	0.1	3x
AP30	30	2.0	G, L	0.1	3x
AP50	50	3.5	G, L	0.1	3x
AP100	100	7.0	G, L	0.05 (0.1)	3x
AP300	300	20	G, L	0.05 (0.1)	3x
AP500	500	35	G, L	0.05 (0.1)	3x
AP1K	1,000	70	G, L	0.05 (0.1)	3x
AP3K	3,000	200	G, L	0.05 (0.1)	3x
AP5K	5,000	350	G, L	0.05 (0.1)	3x

Differential Pressure						
P/N	Pressure Range		Media	Accuracy (%FS) ^[1]	Burst Pressure	Static Pressure Range
	(inH ₂ O)	(mbar)				
DP1	±1	±2.5	G	0.05 ^[2]	100x	±10 psi
DP2	±2	±5.0	G	0.05 ^[2]	100x	±10 psi
DP5	±5	±10	G	0.05 ^[2]	50x	±10 psi
DP10	±10	±25	G	0.05 ^[2]	20x	±10 psi
DP20	±20	±50	G	0.05	20x	±10 psi
DP30	±30	±75	G	0.05	20x	±10 psi
DP50	±50	±125	G	0.05	3x	±10 psi
DP100	±100	±250	G	0.02	3x	±15 psi
DP150	±150	±350	G	0.02	3x	50 psi
DP300	±300	±700	G	0.02	3x	50 psi

[1] FS specification applies to the span of the range. Accuracy includes one year stability.

[2] 0.05%FS accuracy (incl 6 months stability). One year accuracy is 0.05%FS calibration accuracy combined with 0.05%FS one year stability.

Barometric Pressure					
P/N	Pressure Range		Media	Accuracy	Burst Pressure
	Low	High			
BP	60 kPa	110 kPa	G	55 Pa	3x

Communication Types Supported				
Model	ADT685	ADT685Ex	ADT686	ADT673
Comm				
RS232	○	○	○	○
RS485	○	○		
WiFi			○	○
USB	●	●	●	●
Bluetooth(BLE)	●	●	●	●

● Included ○ Optional

Additel Software Compatibility Matrix								
Model Comm	ADT685/ADT685Ex				ADT686/ADT673			
	ACal	LogII	Land	Link	ACal	LogII	Land	Link
RS232	●	●	●		●	●	●	
RS485	●	●	●					
WiFi					●	●	●	● ^[1]
USB	●	●	●		●	●	●	
Bluetooth(BLE)				●				●

● Supported

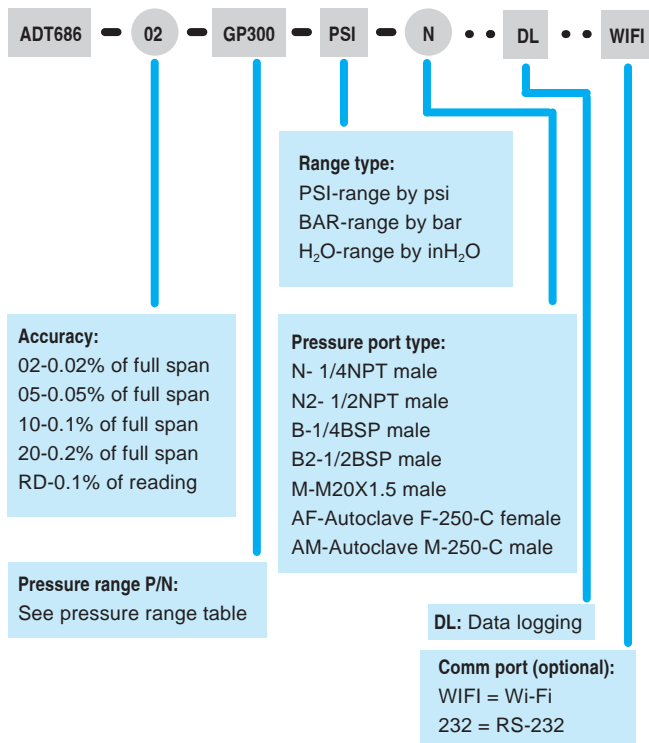
[1] This configuration requires that the device be connected to ACloud via Wi-Fi to utilize the Additel Link app.

ADT686

Advanced Digital Pressure Gauges

ORDERING INFORMATION

Model Number



Accessories Included

Rubber boot
Rechargeable Lion battery (1 pc)
USB cable type-C
Power adapter
Hanging strap
Silicone tube - 1 meter each (2 pcs for DP models only)
ISO 17025 Accredited Calibration Certificate

Optional Accessories

Model number	Description
9903	Carrying case for (1) digital pressure gauge
9502	Additel/Log II real time data logging and graphical software
9530-BASIC	Additel/Acal Automated calibration software with asset management, basic version
9530-NET	Additel/Acal Automated calibration software with asset management, network version, Includes server installation and 1 user license
9050-EXT	RS 232 (DB9/M) extension cable, 9 feet
1520000359	Screen protector kit

Note: For oil-free applications contact Additel.

Additel 685

Digital Pressure Gauges

- Pressure ranges up to 60,000 psi (4,200 bar)
- 0.02%, 0.05%FS or 0.1%RD accuracy
- Fully temperature compensated accuracy
- Every model measures Gauge or Absolute Pressure
- Built-in Barometer
- Touchscreen display
- Intrinsically safe version 685Ex (optional)
- Bluetooth and USB communications
- Data logging (optional)
- IP67 rated
- Communicates with Additel's Link Mobile App
- ISO 17025-accredited calibration w/data included



OVERVIEW

Looking for the most advanced, best performing and modern digital pressure gauge on the market? Congratulations, you've just found it! Additel's ADT685 digital pressure gauges are in a class of their own with an amazingly easy to use and read touchscreen display. The all new modern menu structure and control interface bring a new and refreshing experience to gauge work. This completely new way of interfacing with our gauges makes the ADT685 gauges a real pleasure to use. With microprocessor technology, state-of-the-art silicon pressure sensors and plenty of onboard storage capacity, these attractive and fully temperature compensated gauges will provide the performance, durability and reliability you've come to expect from genuine Additel products. To provide support for intrinsically safe needs, the ADT685Ex comes ready to provide pressure measurements and recordings in the most demanding of environments. Each Additel 685 is also IP67 rated to protect your investment in dusty and/or wet environments.

A Modern User Experience:

Additel has gone above and beyond to provide our customers with the best possible experience when using these new and revolutionary gauge. The 3.4 inch touchscreen display comes with a protective replaceable tempered glass screen and is a refreshing update to the traditional push button or blister pad interface. With an easy to navigate menu structure and fast touchscreen response, you will find these ADT685 gauges simple yet powerful to use. The easy to read display isn't just fun to use, but it's built rugged to handle the demands of a busy technician in the field or the laboratory.



Every model measures Gauge or Absolute Pressure:


The Additel 685 Digital Pressure Gauges contain a built-in barometer sensor which allows for the pressure reading to display in gauge pressure or absolute pressure with a simple menu selection. The built-in barometer is calibrated and certified to an accuracy of 50 Pa. With this unique feature, the ADT685 can be a solution for three common applications: gauge pressure measurement, absolute pressure measurement, and barometric or atmosphere pressure measurement. Having an Additel as your gauge will always give you the ability to do more with one instrument!



Datalogging Option:

We've added the option to do stand-alone data logging with the ADT685. Now you can record more than 10M records internal to the 685 series. Each record includes date, time, pressure and temperature readings. Download the logged data with our free Additel/Link software or you can purchase our Additel/Log II for real-time logging and data analysis. Additel's 685 digital pressure gauges are unmatched in performance and reliability. You get nothing but the best when you buy Additel Products!

SPECIFICATIONS

Model	ADT685	ADT685Ex
Description	Digital Pressure Gauge	Intrinsically Safe Digital Pressure Gauge
Intrinsic Safety & European Compliance	CE	 CE marked ATEX certified intrinsically safe II 1G EX ia IIC T4 Ga
Accuracy (For detailed accuracy, please see pressure range table)	685(Ex)-02 : 0.02% of full span	
	685(Ex)-05 : 0.05% of full span	
	685(Ex)-RD: 0% to 20% of range: 0.02% of full span	
	20% to 110% of range: 0.1% of reading	
	Vacuum: 0.25% of full span ^{[1][2]}	
Gauge Types	Built-in barometer: 55 Pa	
	Gauge pressure, compound pressure, absolute pressure, differential pressure and barometric pressure	
	Touch screen (3.4" FSTN segment capacitive) - 5 1/2 full digits	
	Screen protector: tempered glass film (replaceable)	
	Display rate: 3 readings per second (default setting). Adjustable from 10 readings per second to 1 reading every 20 seconds	
Pressure Units	Pa, kPa, MPa, psi, bar, mbar, kgf/cm ² , inH ₂ O, mmH ₂ O, inHg, mmHg and 3 customized units	
Environmental	Compensated Temp.: 14°F to 122°F (-10°C to 50°C)	
	Operating Temp.: 14°F to 122°F (-10°C to 50°C)	
	Storage Temp.: -4°F to 158°F (-20°C to 70°C)	
	Humidity: 0 - 95%, Non-condensing	
Pressure Port	≤ 15,000 psi: 1/4NPT male, 1/2NPT male, 1/4BSP male, 1/2BSP male, M20 × 1.5 male	
	>15,000 psi: 1/4HP female or 1/4HP male	
	*1/4HP female: Autoclave F-250-C, 9/16" - 18 UNF-2B	
	*1/4HP male: Autoclave M-250-C, 9/16" - 18 UNF-2A	
	Differential Pressure: barb fitting	
Power	Other connections available per request	
	Battery: three AA alkaline batteries (included)	
	Battery life: 1500 hours typical	
	Power auto-off: user selectable	
Enclosure	External power: 110/220 V adapter (5 VDC) (optional, excl ADT685Ex)	
	Case material: 304 SS	
	Wetted parts: 316 SS ^[3]	
	size: 4.65" × 1.77" × 7.01" (118mm × 42mm × 178mm)	
Compliance	Weight: 1.50 (0.68 kg)	
	Protection Level: IP67	
	Vibration: 5 g (10-500 Hz)	
	Shock Resistance: 8 g/11 ms	
Data Logging (Included with -DL models)	CE	
	Data storage: 10,000,000 records	
Communication	Rate: user-selectable from 0.1 to 9999.9 second intervals	
	USB Type-C and Bluetooth included	
4 - 20 mA Output ^[4]	RS-232 or RS-485 ^[4] (optional)	
Warranty	3.2 µA	
	1 year	



[1] FS = -14.5 psi

[2] Applicable ADT685-RD-CPX

[3] Wetted parts material types may vary by pressure range. Please refer to manual or contact Additel for more information.

[4] 4-20mA output and RS-485 not available in ADT685Ex models.

PRESSURE RANGE



Metrology Made Simple

Absolute Pressure					
P/N	Pressure Range		Media ^[1]	Accuracy(%FS)	Burst Pressure
	(psi)	(bar)			
AP5	5	0.35	G, L	0.1	3x
AP10	10	0.7	G, L	0.1	3x
AP15	15	1.0	G, L	0.1	3x
AP30	30	2.0	G, L	0.1	3x
AP50	50	3.5	G, L	0.1	3x
AP100	100	7.0	G, L	0.05 (0.1)	3x
AP300	300	20	G, L	0.05 (0.1)	3x
AP500	500	35	G, L	0.05 (0.1)	3x
AP1K	1,000	70	G, L	0.05 (0.1)	3x
AP3K	3,000	200	G, L	0.05 (0.1)	3x
AP5K	5,000	350	G, L	0.05 (0.1)	3x

[1] G=Gas, L=Liquid

Differential Pressure						
P/N	Pressure Range		Media	Accuracy (%FS) ^[1]	Burst Pressure	Static Pressure Range
	(inH ₂ O)	(mbar)				
DP1	±1	±2.5	G	0.05 ^[2]	100×	±10 psi
DP2	±2	±5.0	G	0.05 ^[2]	100×	±10 psi
DP5	±5	±10	G	0.05 ^[2]	50×	±10 psi
DP10	±10	±25	G	0.05 ^[2]	20×	±10 psi
DP20	±20	±50	G	0.05	20×	±10 psi
DP30	±30	±75	G	0.05	20×	±10 psi
DP50	±50	±125	G	0.05	3×	±10 psi
DP100	±100	±250	G	0.02	3×	±15 psi
DP150	±150	±350	G	0.02	3×	50 psi
DP300	±300	±700	G	0.02	3×	50 psi

[1] FS specification applies to the span of the range. Accuracy includes one year stability.

[2] 0.05%FS accuracy (incl 6 months stability). One year accuracy is 0.05%FS calibration accuracy combined with 0.05%FS one year stability.

Communication Types Supported				
Comm \ Model	ADT685	ADT685Ex	ADT686	ADT673
RS232	○	○	○	○
RS485	○	○		
WiFi			○	○
USB	●	●	●	●
Bluetooth(BLE)	●	●	●	●

● Included ○ Optional

Compound Pressure						
P/N	Pressure Range		Media ^[1]	Accuracy		Burst Pressure
	(psi)	(bar)		%FS ^[2]	%RD	
CP2	±2	±0.16	G	0.05	N/A	3x
CP5	±5	±0.35	G	0.02 (0.05)	0.1	3x
CP10	±10	±0.7	G	0.02 (0.05)	0.1	3x
CP15	±15	±1	G	0.02 (0.05)	0.1	3x
CP30	-15 to 30	-1 to 2	G	0.02 (0.05)	0.1	3x
CP100	-15 to 100	-1 to 7	G, L	0.02 (0.05)	0.1	3x
CP300	-15 to 300	-1 to 20	G, L	0.02 (0.05)	0.1	3x
CP500	-15 to 500	-1 to 35	G, L	0.02 (0.05)	0.1	3x
CP600	-15 to 600	-1 to 40	G, L	0.02 (0.05)	0.1	3x
CP1K	-15 to 1000	-1 to 70	G, L	0.02 (0.05)	0.1	3x

[1] G=Gas, L=Liquid

[2] FS specification applies to the span of the range.

Additel Software Compatibility Matrix								
Comm \ Model	ADT685/ADT685Ex				ADT686/ADT673			
	ACal	LogII	Land	Link	ACal	LogII	Land	Link
RS232	●	●	●		●	●	●	
RS485	●	●	●					
WiFi					●	●	●	● ^[1]
USB	●	●	●		●	●	●	
Bluetooth(BLE)				●				●

● Supported

[1] This configuration requires that the device be connected to ACloud via Wi-Fi to utilize the Additel Link app.

PRESSURE RANGE

Gauge Pressure ^[1]						
P/N	Pressure Range		Media ^[2]	Accuracy		Burst Pressure
	(psi)	(bar)		%FS	%RD	
V15	-15	-1.0	G	0.02 (0.05)	N/A	3x
GP2	2	0.16	G, L	0.05	N/A	3x
GP5	5	0.35	G, L	0.05	0.1	3x
GP10	10	0.7	G, L ^[3]	0.02 (0.05)	0.1	3x
GP15	15	1.0	G, L ^[3]	0.02 (0.05)	0.1	3x
GP30	30	2.0	G, L ^[3]	0.02 (0.05)	0.1	3x
GP50	50	3.5	G, L	0.02 (0.05)	0.1	3x
GP100	100	7.0	G, L	0.02 (0.05)	0.1	3x
GP150	150	10	G, L	0.02 (0.05)	0.1	3x
GP300	300	20	G, L	0.02 (0.05)	0.1	3x
GP500	500	35	G, L	0.02 (0.05)	0.1	3x
GP600	600	40	G, L	0.02 (0.05)	0.1	3x
GP1K	1,000	70	G, L	0.02 (0.05)	0.1	3x
GP1.5K	1,500	100	G, L	0.02 (0.05)	0.1	3x
GP2K	2,000	140	G, L	0.02 (0.05)	0.1	3x
GP3K	3,000	200	G, L	0.02 (0.05)	0.1	3x
GP5K	5,000	350	G, L	0.02 (0.05)	0.1	3x
GP10K	10,000	700	G, L	0.02 (0.05)	0.1	3x
GP15K	15,000	1,000	G, L	0.05 (0.1)	0.1	1.5x
GP20K	20,000	1,400	G, L	0.05 (0.1)	N/A	1.5x
GP25K	25,000	1,600	G, L	0.05 (0.1)	N/A	1.5x
GP30K	30,000	2,000	G, L	0.05 (0.1)	N/A	1.5x
GP36K	36,000	2,500	G, L	0.05 (0.1)	N/A	1.5x
GP40K	40,000	2,800	G, L	0.05 (0.1)	N/A	1.35x
GP50K	50,000	3,500	G, L	0.1 (0.2)	N/A	1.2x
GP60K	60,000	4,200	G, L	0.1 (0.2)	N/A	1.1x

[1] Sealed gauge pressure for above 1,000 psi

[2] G=Gas, L=Liquid

[3] 0.02% FS for gas media only

Barometric Pressure					
P/N	Pressure Range		Media	Accuracy	Burst Pressure
	Low	High			
BP	60 kPa	110 kPa	G	55 Pa	3x



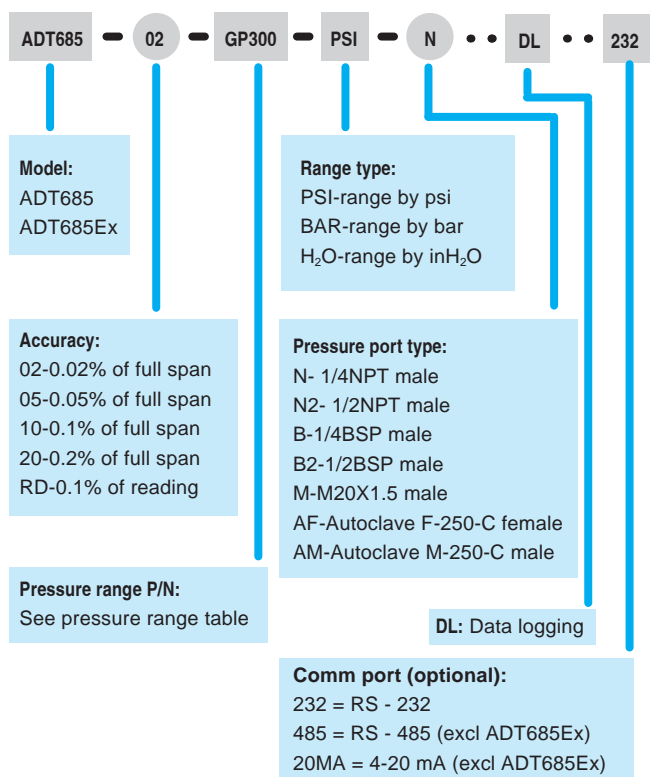
ADT685

Digital Pressure Gauges



ORDERING INFORMATION

Model Number



Accessories Included

Rubber boot
AA alkaline battery (3 pcs)
USB cable type-C
Hanging strap
RS-485 Adapter (for RS-485 models only)
4-20mA cable (for 20MA models only)
RS-232 Ex adapter (for EX RS-232 models only)
Silicone tube - 1 meter each (2 pcs for DP models only)
ISO 17025 Accredited Calibration Certificate

Optional Accessories

Model number	Description
9903	Carrying Case for one digital pressure gauge
9810	110V/220V external power adapter (DC 5V)
9502	Additel/Log II real time data logging and graphical software for ADT 685 and ADT 685Ex
9530-BASIC	Additel/Acal Automated calibration software with asset management, basic version
9530-NET	Additel/Acal Automated calibration software with asset management, network version, Includes server installation and 1 user license
9050	USB to RS232 (DB9/M) Adapter
9050-EXT	RS 232 (DB9/M) extension cable, 9 feet
1520000359	Screen protector kit

Note: For oil-free applications contact Additel.

Additel 681

Digital Pressure Gauges



- Pressure ranges to 60,000 psi (4,200 bar)
- Now offering 0.05% accuracy up to 40K psi
- 0.02%, 0.05%, 0.1%, 0.2% FS or 0.1%RD accuracy
- % pressure indication with fan-shaped graph scale for visual reference
- Fully temperature compensated accuracy
- Panel mount gauges are available
- Intrinsically safe version (681IS)
- Data logging option
- IP67 rated (681IS)



Gauge pressure

Differential pressure

OVERVIEW

With advanced microprocessor technology and state-of-the-art silicon pressure sensors, the 681 series digital pressure gauges provide an accurate, reliable, and economic solution for a wide range of pressure applications. They are loaded with functionality and remarkably easy to use. To reach the best performance, every silicon pressure sensor in our gauges is specially aged, tested and screened before assembly. At Additel, fully temperature compensated accuracy means every sensor is pressure tested at several environmental temperatures from -10°C to 50°C. With this test data individual coefficients are generated and stored in the gauge characterizing its performance over the full temperature compensated range. And now the ADT681IS comes with an IP67 rating meaning it is dust resistant and water proof, submersible in 1 meter of water.

Designed to fit your need

Additel pressure gauges give you the widest variety of sensor choices on the market. Whether you require low inches of water measurement or very high pressure measurement, we have a gauge that will meet your need. We offer sensors which are ± 1 inH₂O (± 2.5 mbar) to 60K psi (4,200 bar) and everything in between.

Do your applications require you to measure both positive and vacuum pressure? Our compound gauges do not compromise accuracy and provides you with the same high accuracy specification on both positive and vacuum pressures. We offer a wide variety up to 300 psi (20 bar). If you need a higher range, just contact us and we can likely customize one to meet your need. We also offer absolute pressure sensors to 5K psi (350 bar) and a full range of differential pressure sensors from ± 1 inH₂O (± 2.5 mbar) to ± 300 inH₂O (± 700 mbar). Are you looking for a pressure gauge to use in hazardous areas? Our certified (ATEX, CSA US & IECEx) intrinsically safe models (681IS) are designed for pressure measurement in hazardous areas.

If you need to panel mount our sensors, we offer the option (see ordering information) for a back-mounted pressure port and gauge housing designed to fit in a panel. And most recently, we've added the option to do stand-alone data logging with the 681. Now you can record more than 21,000 records internal to the 681 series. Each record includes date, time, pressure and temperature readings. Download the logged data with our free Additel/Land software or you can purchase our Additel/Log II for real-time logging and data analysis. The 681 series digital pressure gauges are unmatched in performance and reliability. Best of all, they are very affordable.

FEATURES

- | | |
|---|--|
| ■ Pressure ranges to 60,000 psi (4,200 bar) | ■ Backlit display |
| ■ 0.02% full span accuracy (681-02) | ■ % pressure indication with fan-shaped graph scale for visual reference |
| ■ 0.05% full span accuracy (681-05) | ■ Display flash warning when pressure over 120% of FS |
| ■ 0.1% full span accuracy (681-10) | ■ Bottom mount or panel mount |
| ■ 0.2% full span accuracy (681-20) | ■ ATEX certified intrinsically safe (Model 681IS) |
| ■ 0.1% reading span accuracy (681-RD) | ■ NIST traceable calibration with data(included) |
| ■ IP67 rated: Submersible in 1 meter of water(681IS) | ■ 9V battery power or AC adapter (optional) |
| ■ Fully temperature compensated accuracy from 14°F to 122°F (-10°C to 50°C) | ■ Data logging to 21,843 records (includes date, time, pressure and temperature) |
| ■ Up to eleven selectable pressure units | |
| ■ Large, easy to read display with 5-digit resolution | |

Look us up on www.additel.com or call today (1)714-998-6899

SPECIFICATIONS

Model	ADT681	ADT681IS
Description	Digital Pressure Gauge	Intrinsically Safe Digital Pressure Gauge
Intrinsic Safety & European Compliance	CE marked	CE marked ATEX certified intrinsically safe II 1G EX ia IIC T4 Ga IECEx TUR 16.0023X
Accuracy (For detailed accuracy, please see pressure range table)	681(IS)-02 : 0.02% of full span	
	681(IS)-05 : 0.05% of full span	
	681(IS)-10 : 0.1% of full span	
	681(IS)-20 : 0.2% of full span	
	681(IS)-RD: 0% to 20% of Range: 0.02% of full span 20% to 110% of Range: 0.1% of reading Vacuum: 0.25% of full span ^{[1][2]}	
Gauge Types	Gauge pressure, compound pressure, absolute pressure, differential pressure and barometric pressure	
Fan-shaped Graph Scale	Similar to analog dials, including pressure swing, % indication with fan-shaped graph scale for visual reference, low/high alarm.	
Display	Description: 5 full digit FSTN LCD	
	Display rate: 3 readings per second (Default setting).	
	Adjustable from 10 readings per second to 1 reading every ten seconds	
	Numeral display height: 16.5 mm (0.65")	
Pressure Units	Pa, kPa, MPa, psi, bar, mbar, kgf/cm ² , inH ₂ O@4°C mmH ₂ O@4°C, inHg@0°C, mmHg@0°C	
Environmental	Compensated Temperature: 14°F to 122°F (-10°C to 50°C)	
	Operating Temperature: 14°F to 122°F (-10°C to 50°C)	
	Storage Temperature: -4°F to 158°F (-20°C to 70°C)	
	Humidity: <95%	
Pressure Port	≤ 15,000 psi: 1/4NPT male, 1/2NPT male, 1/4BSP male, 1/2BSP male, M20×1.5 male	
	>15,000 psi: 1/4HP female or 1/4HP male	
	*1/4HP female: Autoclave F-250-C, 9/16" - 18 UNF-2B	
	*1/4HP male: Autoclave M-250-C, 9/16" - 18 UNF-2A	
	Differential Pressure: 0.236 inch (Ø6 mm) test hose	
Power	Other connections available per request	
	Battery: One 9 V alkaline battery (included)	
	Battery life:	
	1. High power mode: 320 hours	
	2. Low power mode: 300 hours (10 readings/s), 600 hours (3 reading/s), or 4000 hours (1 reading/10s)	
Enclosure	Power auto-off: 120, 90, 60, 45, 30, 15, 10, 5 and 1 minute auto-off options	
	External power: 110/220 V external power adapter (optional)	
	Case material: Aluminum alloy	
	Wetted parts: 316L SS	
	Dimension: Ø110 mm X 35 mm depth X 176 mm height (panel mount gauge: Ø140 mm X 86 mm depth)	
Compliance	Weight: 0.6 kg	
	Protection Level: IP67(available for 681IS GP15-60K)	
	Vibration: 5 g (20-2000 Hz)	
Data Logging (Available on with data logging option ADT681-...-DL)	Shock Resistance: 100 g/11 ms	
	Data storage: 21,843 records (each record includes date, time, pressure and temperature)	
Communication	Rate: user-selectable from 1 to 99,999 second intervals	
Warranty	RS232 *(Do not use the RS-232 connector in a hazardous atmosphere)	
	1 year	

[1] FS = -14.5 psi

[2] Applicable to ADT681-RD-CPX

PRESSURE RANGE

Gauge Pressure ^[1]						
P/N	Pressure Range		Media ^[2]	Accuracy		Burst Pressure
	(psi)	(bar)		%FS	%RD	
V15	-15	-1.0	G, L [3]	0.02 (0.05, 0.1, 0.2)	N/A	3x
GP2	2	0.16	G, L	0.05 (0.1, 0.2)	N/A	3x
GP5	5	0.35	G, L	0.05 (0.1, 0.2)	0.1	3x
GP10	10	0.7	G, L ^[3]	0.02 (0.05, 0.1, 0.2)	0.1	3x
GP15	15	1.0	G, L ^[3]	0.02 (0.05, 0.1, 0.2)	0.1	3x
GP30	30	2.0	G, L ^[3]	0.02 (0.05, 0.1, 0.2)	0.1	3x
GP50	50	3.5	G, L	0.02 (0.05, 0.1, 0.2)	0.1	3x
GP100	100	7.0	G, L	0.02 (0.05, 0.1, 0.2)	0.1	3x
GP150	150	10	G, L	0.02 (0.05, 0.1, 0.2)	0.1	3x
GP300	300	20	G, L	0.02 (0.05, 0.1, 0.2)	0.1	3x
GP500	500	35	G, L	0.02 (0.05, 0.1, 0.2)	0.1	3x
GP600	600	40	G, L	0.02 (0.05, 0.1, 0.2)	0.1	3x
GP1K	1,000	70	G, L	0.02 (0.05, 0.1, 0.2)	0.1	3x
GP1.5K	1,500	100	G, L	0.02 (0.05, 0.1, 0.2)	0.1	3x
GP2K	2,000	140	G, L	0.02 (0.05, 0.1, 0.2)	0.1	3x
GP3K	3,000	200	G, L	0.02 (0.05, 0.1, 0.2)	0.1	3x
GP5K	5,000	350	G, L	0.02 (0.05, 0.1, 0.2)	0.1	3x
GP10K	10,000	700	G, L	0.02 (0.05, 0.1, 0.2)	0.1	3x
GP15K	15,000	1,000	G, L	0.05 (0.1, 0.2)	0.1	2x
GP20K	20,000	1,400	G, L	0.05 (0.1, 0.2)	N/A	1.5x
GP25K	25,000	1,600	G, L	0.05 (0.1, 0.2)	N/A	1.5x
GP30K	30,000	2,000	G, L	0.05 (0.1, 0.2)	N/A	1.5x
GP36K	36,000	2,500	G, L	0.05 (0.1, 0.2)	N/A	1.5x
GP40K	40,000	2,800	G, L	0.05 (0.1, 0.2)	N/A	1.35x
GP50K	50,000	3,500	G, L	0.1 (0.2)	N/A	1.2x
GP60K	60,000	4,200	G, L	0.1 (0.2)	N/A	1.1x

[1] Sealed gauge pressure for above 1,000 psi

[2] G=Gas, L=Liquid

[3] 0.02% FS for gas media only

Now Offering
0.05% Accuracy
Up to 40K PSI

Barometric Pressure					
P/N	Pressure Range		Media	Accuracy	Burst Pressure
	Low	High			
BP	60 kPa	110 kPa	G	40 Pa	3x



Absolute Pressure					
P/N	Pressure Range		Media ^[1]	Accuracy(%FS)	Burst Pressure
	(psi)	(bar)			
AP5	5	0.35	G	0.1 (0.2)	3x
AP10	10	0.7	G	0.1 (0.2)	3x
AP15	15	1.0	G	0.1 (0.2)	3x
AP30	30	2.0	G	0.1 (0.2)	3x
AP50	50	3.5	G	0.1 (0.2)	3x
AP100	100	7.0	G, L	0.05 (0.1, 0.2)	3x
AP300	300	20	G, L	0.05 (0.1, 0.2)	3x
AP500	500	35	G, L	0.05 (0.1, 0.2)	3x
AP1K	1,000	70	G, L	0.05 (0.1, 0.2)	3x
AP3K	3,000	200	G, L	0.05 (0.1, 0.2)	3x
AP5K	5,000	350	G, L	0.05 (0.1, 0.2)	3x

[1] G=Gas, L=Liquid

Differential Pressure						
P/N	Pressure Range		Media	Accuracy (%FS) ^[1]	Burst Pressure	Static Pressure Range
	(inH ₂ O)	(mbar)				
DP1	±1	±2.5	G	0.05 ^[2]	100x	±10 psi
DP2	±2	±5.0	G	0.05 ^[2]	100x	±10 psi
DP5	±5	±10	G	0.05 ^[2]	50x	±10 psi
DP10	±10	±25	G	0.05 ^[2]	20x	±10 psi
DP20	±20	±50	G	0.05	20x	±10 psi
DP30	±30	±75	G	0.05	20x	±10 psi
DP50	±50	±160	G	0.05	3x	±10 psi
DP100	±100	±250	G	0.02	3x	±15 psi
DP150	±150	±350	G	0.02 (0.05)	3x	50 psi
DP300	±300	±700	G	0.02 (0.05)	3x	50 psi

[1] FS specification applies to the span of the range. Accuracy includes one year stability.

[2] 0.05%FS accuracy (incl 6 months stability). One year accuracy is 0.05%FS calibration accuracy combined with 0.05%FS one year stability.

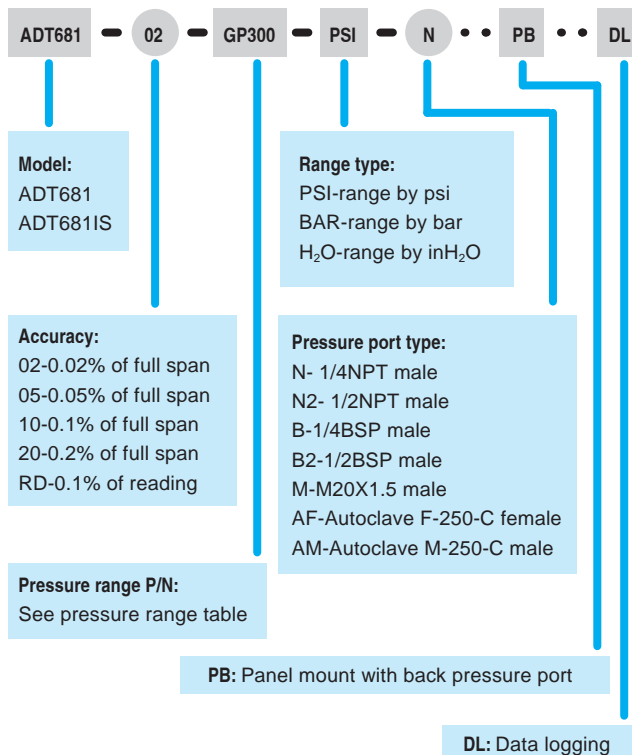
Compound Pressure						
P/N	Pressure Range		Media [1]	Accuracy		Burst Pressure
	(psi)	(bar)		%FS ^[2]	%RD	
CP2	±2	±0.16	G	0.05 (0.1,0.2)	N/A	3x
CP5	±5	±0.35	G	0.02 (0.05,0.1,0.2)	0.1	3x
CP10	±10	±0.7	G	0.02 (0.05,0.1,0.2)	0.1	3x
CP15	±15	±1	G	0.02 (0.05,0.1,0.2)	0.1	3x
CP30	-15 to 30	-1 to 2	G	0.02 (0.05,0.1,0.2)	0.1	3x
CP100	-15 to 100	-1 to 7	G, L	0.02 (0.05,0.1,0.2)	0.1	3x
CP300	-15 to 300	-1 to 20	G, L	0.02 (0.05,0.1,0.2)	0.1	3x
CP500	-15 to 500	-1 to 30	G, L	0.02 (0.05,0.1,0.2)	0.1	3x
CP600	-15 to 600	-1 to 40	G, L	0.02 (0.05,0.1,0.2)	0.1	3x
CP1K	-15 to 1K	-1 to 70	G, L	0.02 (0.05,0.1,0.2)	0.1	3x

[1] G=Gas, L=Liquid

[2] FS specification applies to the span of the range.

ORDERING INFORMATION

Model Number



Accessories Included

Rubber boot (Except panel mount)
9 V alkaline battery (1 pc)
ISO 17025 accredited calibration certificate

Optional Accessories

Model number	Description
9812	110V/220V external power adapter (DC 9 V) for 681 digital pressure gauge.
9502	Additel/Log II real time data logging and graphical software for 681 and 672.
9530-BASIC	Additel/Acal Automated calibration software with asset management, basic version
9530-NET	Additel/Acal Automated calibration software with asset management, network version, Includes server installation and 1 user license
9050	USB to RS232 (DB9/M) Adapter
9050-EXT	RS 232 (DB9/M) extension cable, 9 feet
9900-681	Carrying Case for one 681 digital pressure gauge
9902	Carrying case for 4 gauges
9251	Rubber boot for ADT681
9200-681	Certified O ₂ Cleaning for ADT681 gauges (some limitations apply)

Note: For oil-free applications contact Additel.

Additel 680 Series Digital Pressure Gauges



- Pressure ranges to 60,000 psi (4,200 bar)
- Now offering 0.05% accuracy up to 40K psi
- 0.05%, 0.1% or 0.25%FS accuracy
- Fully temperature compensated accuracy
- IP67
- Data logging and wireless (680W)



680 with data logging and wireless (optional)

OVERVIEW

We designed the 680 series digital pressure gauges with two main objectives in mind. First, to provide an affordable digital gauge to replace mechanical gauges. If you're looking to move from dial gauges to a digital gauge, you'll find the 680 standard version gauge to be of high quality and suited for your need in terms of price and performance. With advanced microprocessor technology and state-of-the-art silicon pressure sensors, the 680 series digital pressure gauges provide an accurate, reliable, and economic solution for a wide range of pressure applications. They are loaded with functionality and remarkably easy to use. To reach the best performance, every silicon pressure sensor is specially aged, tested and screened before assembly.

The second objective was to provide a high-precision pressure gauge capable of wireless communication and data logging. Our 680W series provides just this along with several accuracy and pressure range options to meet your need. This wireless unit is compatible with the Additel/Land Wireless software, which is available for a free download from our website. Data can be recorded standalone with the 680W and then downloaded wirelessly to Additel/Land Wireless. For more advanced logging and data analysis, Additel/Log II Wireless is specially designed to communicate with the 680W. Each unit can store up to 140,000 readings which consist of date, time, pressure, and internal temperature. The 680 series digital pressure gauges are unmatched in performance and reliability. Best of all they are very affordable.

FEATURES

- Pressure ranges to 60,000 psi (4,200 bar)
- 0.05%, 0.1% or 0.25% full span accuracy
- Fully temperature compensated accuracy from 14°F to 122°F (-10°C to 50°C)
- Up to 13 user-selectable pressure units, 6 selectable engineering units
- Large, easy to read display with 5-digit resolution
- Backlit display
- Icon-based menu
- Display flash warning when pressure exceeds 120% of FS
- Stainless wetted surface construction
- IP67 (submersible in 1 meter of water)
- Drop-tested from 1 meter
- 2 AA alkaline batteries
- CE R&TTE, FCC ID, IC ID Certificates
- ISO 17025 accredited calibration with data(included)

SPECIFICATIONS

Model	ADT680	ADT680W
Description	Digital Pressure Gauge	Wireless Digital Pressure Gauge with Data Logging
Pressure Type	Gauge Pressure, compound Pressure	
Accuracy	0.05%, 0.1% or 0.25%FS	
Update Rate	10 times/Sec ,3 times /Sec (default), 1 time /Sec ,1 time/15 Sec	
Operating Temperature	14°F to 122°F (-10°C to 50°C)	
Compensated Temperature	14°F to 122°F (-10°C to 50°C), accuracy guaranteed	
Storage Temperature	-4°F to 158°F (-20°C to 70°C)	
Overload Pressure	1.2X	
Dimensions	100mm x 40mm, total height:157mm	
Weight	500g	

Look us up on www.additel.com or call today (1)714-998-6899

SPECIFICATIONS

Model	ADT680	ADT680W
Wireless Communication (ADT680W only)	N/A	Wireless Frequency: 2.4 G ISM Bands, 20 meter range
		Number of wireless Channels : Chanel 1-15
		Software: Wireless network demo software included read up to 20 gauges.
Data Logging (ADT680W only)	N/A	Storage Capacity: 140,000 readings (time, pressure, and temperature)
		Storage Interval: Adjustable from 1-9999 Sec
		Single-button-press data logging enabled
		Key Lockout: When the gauge is in auto-storing mode, the front panel buttons will be automatically locked.
Filtering	Averaging (3 to 10 samples) or low-pass first-order filter.	
Max/Min data capture	Saves Max and Min data during pressure measurement.	
Pressure units	Pa, kPa, MPa, bar, mba, psi, kgf/cm ² , mmH ₂ O, mmHg, inH ₂ O, inHg, ozf/in, %, °C, °F Engineering units: inH ₂ O(20°C), inH ₂ O(60°F), mmH ₂ O(20°C), mmH ₂ O(15°C), ftH ₂ O(60°F), or ftH ₂ O(4°C)	
Display	LCD Specification: FSTN-LCD, Visual scope 36x61 mm	
	Full 5 digits, 15.2 mm High	
	7 segment analog bar graph scaled from 0-100% of FS	
	Backlight: White	
	Backlight Duration: Not auto off, 15, 30, 45, 60 seconds optional	
Auto off	Disabled, 15, 30, 45, 60, 90, or 120 Minutes	
Compliance	Certificates: CE R&TTE, FCC ID, IC ID	
	Protection Level: IP67	
	Vibration: 5 g (20-2000Hz)	
	Shock resistance: 100 g/11 ms	
Pressure Port	≤ 15,000 PSI: 1/4NPT male, 1/2NPT male, 1/4BSP male, 1/2BSP male, M20x1.5 male	
	>15,000 PSI: 1/4HP female or 1/4HP male	
	*1/4HP female: Autoclave F-250-C, 9/16" - 18 UNF-2B	
	*1/4HP male: Autoclave M-250-C, 9/16" - 18 UNF-2A	
	Other connections available per request.	
Overpressure Alarm	Display will flash over 120%FS	
Battery voltage Indicator	Displays the battery life remaining. When the battery voltage is too low, the gauge will power-off automatically.	
Battery Life	1500 hours (10 readings/sec), 3000 hours (3 readings/sec), 6000 hours (1 readings/sec), 12000 hours (1 readings/15 s) (100 hours when wireless communication is on)	
Overpressure Record	Gauge will record max pressure data when the gauge is over pressured by 120% of FS.	
Leakage test	In leak test mode, the gauge will record beginning pressure, ending pressure, and show the difference ΔP.	
Factory Reset	Resets all settings back to factory default, except the calibration parameters.	
Warranty	1 year	

PRESSURE RANGE

Compound Pressure					
P/N	Pressure Range		Accuracy(FS%) ^[2]	Media ^[3]	Burst Pressure
	(psi) ^[1]	(bar)			
CP15	±15	±1	0.05(0.1, 0.25)	G,L	3x
CP30	-15 to 30	-1 to 2	0.05(0.1, 0.25)	G,L	3x

[1] Sealed gauge pressure for above 1,000 psi.

[2] FS specification applies to the span of the range.

[3] G=Gas, L=Liquid

SPECIFICATIONS

Gauge Pressure					
P/N	Pressure Range		Accuracy(FS%)	Media ^[3]	Burst Pressure
	(psi) ^[1]	(bar)			
V15	-15	-1.0	0.05 (0.1, 0.25)	G	3x
GP15	15	1.0	0.05 (0.1, 0.25)	G,L	3x
GP30	30	2.0	0.05 (0.1, 0.25)	G,L	3x
GP100	100	7.0	0.05 (0.1, 0.25)	G,L	3x
GP150	150	10	0.05 (0.1, 0.25)	G,L	3x
GP300	300	20	0.05 (0.1, 0.25)	G,L	3x
GP500	500	35	0.05 (0.1, 0.25)	G,L	3x
GP1K	1,000	70	0.05 (0.1, 0.25)	G,L	3x
GP1.5K	1,500	100	0.05 (0.1, 0.25)	G,L	3x
GP3K	3,000	200	0.05 (0.1, 0.25)	G,L	3x
GP5K	5,000	350	0.05 (0.1, 0.25)	G,L	3x
GP10K	10,000	700	0.05 (0.1, 0.25)	G,L	3x
GP15K	15,000	1,000	0.05 (0.1, 0.25)	G,L	2x
GP20K	20,000	1,400	0.05 (0.1, 0.25)	G,L	1.5x
GP25K	25,000	1,600	0.05 (0.1, 0.25)	G,L	1.5x
GP30K	30,000	2,000	0.05 (0.1, 0.25)	G,L	1.5x
GP36K	36,000	2,500	0.05 (0.1, 0.25)	G,L	1.5x
GP40K	40,000	2,800	0.05 (0.1, 0.25)	G,L	1.35x
GP50K	50,000	3,500	0.1 (0.25)	G,L	1.2x
GP60K	60,000	4,200	0.1 (0.25)	G,L	1.1x

[1] Sealed gauge pressure for above 1,000 psi.

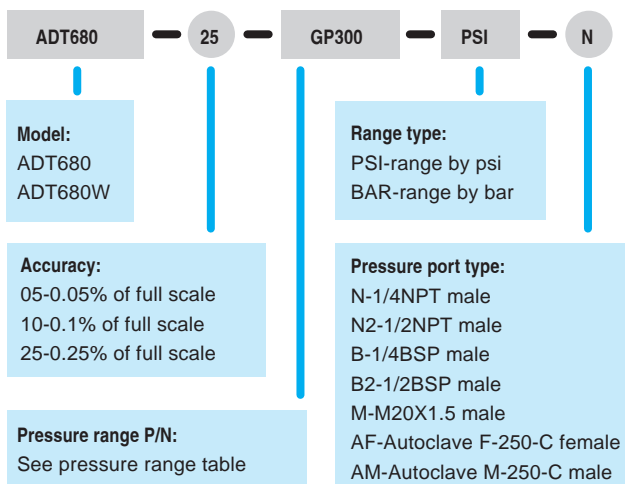
[2] FS specification applies to the span of the range.

[3] G=Gas, L=Liquid



ORDERING INFORMATION

Model Number



Accessories Included

AA battery (2 pcs)
Rubber boot for Additel 680 gauge;
Additel/Land Wireless software for 680W - includes USB dongle (free download at www.additel.com)
ISO 17025 accredited calibration certificate

Optional Accessories

Model number	Description
9502	Additel/Log II real time data logging and graphical software for 680W
9030	Spare wireless master device (USB dongle) for ADT680W gauge.
9900-681	Carrying case (1 gauge)
9253	Rubber boot
9902	Carrying case (4 gauges)
9200-680	Certified O ₂ cleaning

Note: For O₂ applications contact Additel.



Metrology Made Simple

ADT875 Series Dry Well Calibrator

More than just a stable heat source!



- *Three models ranging from -40°C to 660°C*
- *Portable, rugged, and quick to temperature*
- *Metrology-level performance in stability, uniformity, accuracy and loading effect*
- *Dual-zone control*
- *Process calibrator option provides a multi-channel readout for a reference thermometer, RTDs and TCs, task documentation, and HART communication*
- *Color touch screen display*
- *Choose your own range option*
- *Set point control by reference*
- *Self-calibration feature*

Phone: 714-998-6899

Fax: 714-998-6999

E-mail: sales@additel.com

Corporate Headquarters

2900 Saturn Street #B

Brea, CA 92821, USA

Salt Lake City Office

1364 West State Rd. Suite 101

Pleasant Grove, UT 84062, USA

* See page #113 for details

Application Note



Why Temperature Compensation Really Matters for Pressure Measurement

Have you ever wondered how much impact environmental temperature has on your pressure sensors? Nearly every pressure sensor has some sort of environmental temperature specification on its data sheet. This technical note explains the environmental temperature effects on pressure sensors, quantifying the impact, and ways to minimize the impact.

Why pressure sensors are impacted by environmental temperature changes

Much like anything else in the physical measurement world, pressure sensors are subject to changes in environmental conditions. Temperature effects tend to have the largest impact on pressure measurement accuracy. Temperature effects directly influence the pressure sensor and the circuitry used to measure the sensor. Digital pressure sensors use electronic circuits which provide an analog output proportional to the inlet pressure. There are three factors of a sensor's circuitry that are affected by environmental temperature changes: zero pressure output voltage, pressure sensitivity span and bridge resistance. Temperature-compensated sensors employ some techniques to correct for and minimize the impact of temperature changes on these factors.

To understand the environmental temperature effect on your sensor, it is helpful to first understand some common terms you may see on a pressure sensor specification sheet.

Operating Temperature Range: This is the temperature range over which the sensor can be used without causing damage.

Temperature Compensated Accuracy Range: This refers to the environmental temperature range over which the accuracy of the sensor is applicable.

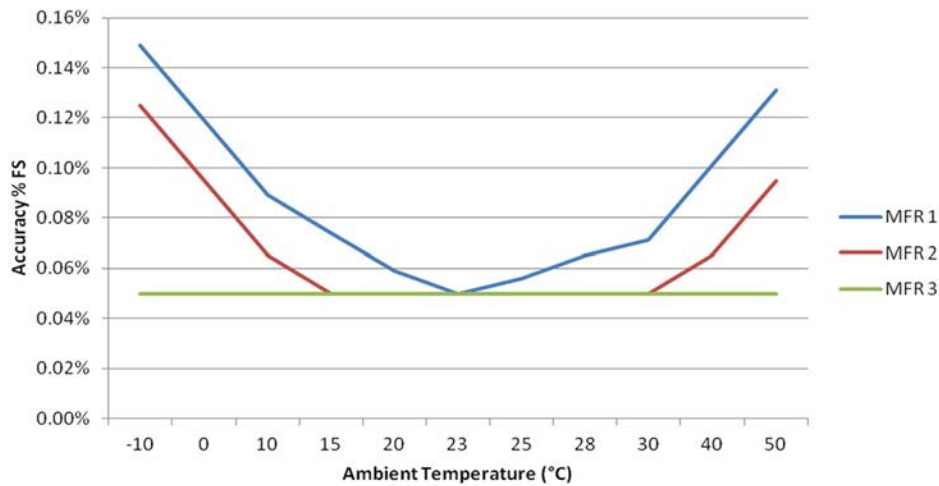
Temperature Coefficient: An additional error that needs to be considered when used outside of the temperature compensated accuracy range. Many sensors are only tested and calibrated at laboratory temperatures. In this case, the temperature coefficient will need to be considered in the measurement accuracy when using the sensor outside of laboratory temperatures.

Quantifying the environmental temperature effect

So how much will the ambient temperature impact your measurement accuracy? Well, this will depend on the temperature compensated accuracy range and the temperature coefficient. To demonstrate this, let's consider three different gauges. As you can see from the specifications below (figure 1), they all have the same accuracy specification of 0.05% FS. However, as you consider the temperature compensated accuracy range and the temperature coefficient you'll see a fairly large variation between the three gauges.

Figure 1	Manufacturer 1	Manufacturer 2	Manufacturer 3
Accuracy	0.05% FS	0.05% FS	0.05% FS
Temperature Compensated Accuracy Range	N/A	15°C to 35°C	-10°C to 50°C
Temperature Coefficient	Add 0.003% FS/°C from 23°C	Add 0.003% FS/°C: -10°C to 15°C, 35°C to 50°C	N/A

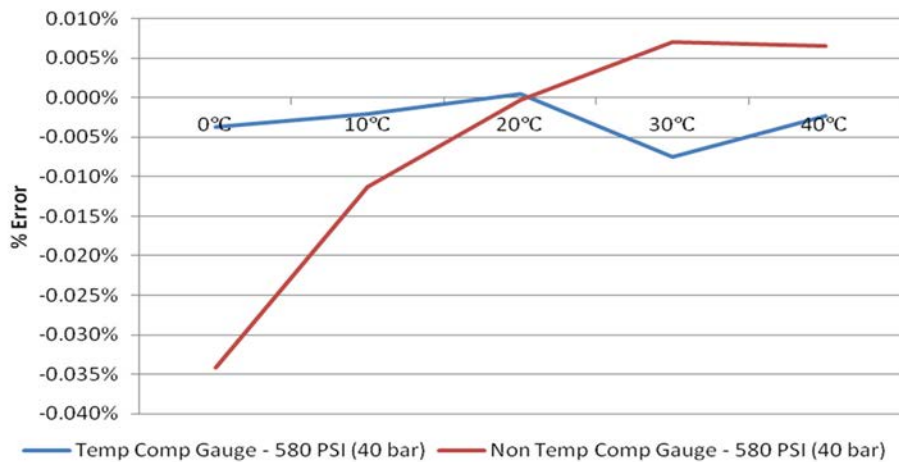
The graph below shows the total specified accuracy when considering the temperature effects on the pressure gauges. As you can see in one case here, the lack of temperature compensation and inclusion of the temperature coefficient specification more than triple the 0.05% FS accuracy specification



Temperature compensation test results

To further show temperature compensation has real effect, we placed a non-temperature compensated pressure gauge in a temperature chamber and pressure tested it from 0 to 580 psi (0 to 40 bar) and over the environmental temperature range of 0°C to 40°C. We then performed the same test on a temperature compensated gauge. As you may expect—the higher the pressure, the larger the impact from the environmental temperature. Below is a chart comparing the non-temperature compensated gauge with the temperature compensated gauge.

Temperature Compensation Effect



Minimizing environmental temperature error

The temperature effect on a pressure sensor will be negligible when used at the same laboratory temperature in which it was calibrated. This, however, is often not practical for your measurements.

With sensor technology advances, we have found a variety of ways to minimize the temperature effect on pressure sensors and with confidence define a large temperature compensated accuracy range. First, regularly zero your digital pressure gauges. By zeroing the pressure gauge, you are aligning the zero pressure output voltage to the current environmental conditions. You should only zero the pressure gauge when you do not have any inlet pressure on the gauge.

Because each sensor is unique and performs differently due to environmental temperature changes, at Additel, we pressure test every sensor in a thermal chamber at different temperatures so we understand its pressure performance relative to environmental changes. Each sensor contains a temperature-compensated circuit which we load coefficients representing the temperature testing of the gauge. This allows for you to confidently use our sensors over the range -10°C to 50°C without having to add a temperature coefficient error to the accuracy.

Look us up on www.additel.com or call today (1)714-998-6899

Pressure Test / Calibration Pumps

Selection Guide



Metrology Made Simple

Model	Photo	Type	Range in psi	Range in bar	Media	Adjustment Resolution	Weight	See Page
Additel 901B		Pneumatic	(-6 to 6) psi	(-0.4 to 0.4) bar	Air	0.001 mbar	3.5 lb	P48
Additel 912A		Pneumatic	(-14 to 60) psi	(-0.95 to 4) bar	Air	0.001 mbar	6.2 lb	P49
Additel 914A		Pneumatic	(-14 to 375) psi	(-0.95 to 25) bar	Air	0.1 mbar	3.3 lb	P50
Additel 916A		Pneumatic	(-14 to 600) psi	(-0.95 to 40) bar	Air	0.1 mbar	5.9 lb	P51
Additel 917		Pneumatic	(-14 to 1,000) psi	(-0.95 to 70) bar	Air	0.1 mbar	5.7 lb	P52
Additel 918		Pneumatic	(-14 to 1,500) psi	(-0.95 to 100) bar	Air	0.1 mbar	5.7 lb	P53
Additel 919A		Pneumatic	(-14 to 2,000) psi	(-0.95 to 140) bar	Air	0.1 mbar	14.3 lb	P54
Additel 920, 920HV		Pneumatic	(-14 to 3,000) psi	(-0.95 to 200) bar	Air	0.1 mbar	14.3 lb	P56
Additel 925		Hydraulic	(-12.5 to 6,000) psi	(-0.85 to 400) bar	Oil/ Water ^[1]	1 mbar	3.7 lb	P57
Additel 927		Hydraulic	(-12.5 to 10,000) psi	(-0.85 to 700) bar	Oil/ Water ^[1]	1 mbar	7 lb	P59
Additel 928		Hydraulic	(0 to 15,000) psi	(0 to 1,000) bar	Oil/ Water ^[1]	1 mbar	8.6 lb	P60
Additel 936		Hydraulic	(-12.5 to 15,000) psi	(-0.85 to 1,000) bar	Oil	1 mbar	35.2 lb	P61
Additel 937					Oil ^[2]			P62
Additel 938					Water			P63
Additel 946A		Hydraulic	(0 to 15,000) psi	(0 to 1,000) bar	Oil	1 mbar	28.7 lb	P64
Additel 949		Hydraulic	(-12.5 to 40,000) psi	(-0.85 to 2,800) bar	Oil	1 mbar	35.2 lb	P65
Additel 959A		Hydraulic	(0 to 40,000) psi	(0 to 2,800) bar	Oil	1 mbar	28.7 lb	P66
Additel 960		Hydraulic	(0 to 60,000) psi	(0 to 4,200) bar	Oil	1 mbar	28.7 lb	P67

[1] Oil is default media liquid. Pump with water as media to be ordered optionally (ADT9XXW).

[2] Oil, compatible to phosphoric acid fluid or skydrol oil.

Additel 901B

Low Pressure Test Pump



- Generate 6 psi (0.4 bar) vacuum to 6 psi (0.4 bar) pressure
- Portable, only 3.5 lb
- Great stability and high resolution
- Minimal maintenance
- Hand-tight quick connectors



OVERVIEW

The 901B Low Pressure Test Pump is a hand operated pressure pump designed to generate pressures from -6 psi (-0.4 bar) to 6 psi (0.4 bar). A high-quality screw press is designed for fine pressure adjustment, with an adjustment resolution up to 0.1 Pa (0.001 mbar). The 901B is a very stable low pressure calibrator. It makes use of an isothermal bellows chamber which is designed for reducing the possible effects of environmental temperature change. Most pumps make use of a check valve (non-returning valve) and are not well insulated which will cause large fluctuations in pressure with a change in ambient temperature or when the unit is touched. The 901B does not use a check valve and is remarkably stable. Two hand-tight connectors installed on the pump allow easy connecting and disconnecting to the test pump without the need for PTFE tape or wrenches. The 901B is an ideal comparison test pump for low pressure applications.

FEATURES

- **Portable:** Only 3.5 lb (1.6 kg)
- **Adjustment Resolution**
0.1Pa (0.001 mbar); Specially designed screw press for fine pressure adjustment.
- **Great Stability**
Isothermal chamber: the pressure chamber is insulated to reduce the influence from environmental temperature changes.
Specially designed bellows minimize leakage to guarantee excellent stability.
- **Durable and Minimal Maintenance**
Without non-returning valve that is usually used on troublesome hand pump.
- **Easy-to-use**
Pressure could be set and adjusted precisely and quickly through a simple turn of the handle.
- **Hand-tight Quick Connectors**
Allows easy connecting and disconnecting to the test pump without the need for PTFE tape or wrenches.

SPECIFICATIONS

- **Media:** Air.
- **Generated Pressure Range**
6 psi (0.4 bar) vacuum to 6 psi (0.4 bar) positive pressure.
- **Adjustment Resolution:** 0.1 Pa (0.001 mbar).
- **Material:**
Ram/adapters: SS
Body: SS, aluminum
Seals: Buna-N, PTFE, Copper Alloy
- **Connection**
Hand-tight connectors for both test gauge and reference gauge.
1/4NPT female, 1/2NPT female, 1/4BSP female, 1/2BSP female, or M20X1.5 female
- **Dimensions:** Height: 5.7" (145mm)
Base: 9.65" (245 mm) x 6.50" (165mm)
- **Weight:** 3.5 lb (1.6 kg)
- **Warranty:** 1 year

ORDERING INFORMATION

Model Number



Model

Pressure port type:
N - 1/4NPT female
N2 - 1/2NPT female
B - 1/4BSP female
B2 - 1/2BSP female
M-M20X1.5 female

SET: Pump and carrying case included

Accessories included

O-ring: 20 pcs
Carrying case (901B-X-SET models only)

Optional Accessories

Model number	Description
ADT901B-X-kit	Test kit for ADT901B (barb fitting, connection hoses, and adapters). X=connection type e.g. N-1/4NPTM, N2-1/2NPTM, B-1/4BSPM, B2-1/2BSPM, M-M20X1.5M.
ADT102	Adapters and fittings, 1/4NPT male to various male and female connection (25 pcs). More information shown on page 69
ADT103	Adapters and fittings, 1/4NPT (1/2NPT, 1/4BSP, 1/2BSP, or M20X1.5) male to various female hand-tight quick connectors (10 pcs). More information shown on page 70
9901-901	Carrying Case for one ADT901B pump and two ADT681 gauges or ADT672 calibrators
ADT901B-MK	Maintenance kit for Additel 901B pump
9240	Differential pressure gauge holder

Note: For oil free applications contact Additel.

Additel 912A

Low Pressure Test Pump



- **Generate 95% vacuum to 60 psi (4 bar) pressure**
- **Portable**
- **Great stability and high resolution**
- **Minimal maintenance**
- **Hand-tight quick connectors**



OVERVIEW

The 912A Pneumatic Pressure Test Pump is a hand operated pressure pump designed to generate pressure from 95% vacuum to 60 psi (4 bar). A high-quality screw press is designed for fine pressure adjustment, with an adjustment resolution up to 0.1 Pa (0.001 mbar). The 912A is a very stable low pressure calibrator. It makes use of an isothermal bellows chamber which is designed for reducing the possible effects of environmental temperature change. Most pumps make use of a check valve (non-returning valve) and are not well insulated which will cause large fluctuations in pressure with a change in ambient temperature or when the unit is touched. The 912A does not use a check valve and is remarkably stable. Two hand-tight connectors installed on the pump allow easy connecting and disconnecting to the test pump without the need for PTFE tape or wrenches. The 912A is an ideal comparison test pump for low pressure application.

FEATURES

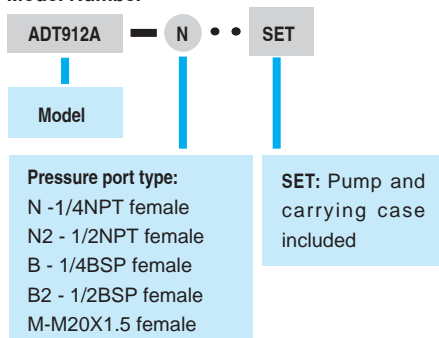
- **Portable:** Only 6.2 lb (2.8 kg)
- **Adjustment Resolution**
0.1 Pa (0.001 mbar)
High-quality screw press for fine pressure adjustment
- **Great Stability**
Isothermal chamber: the pressure chamber is insulated to reduce the influence from environmental temperature changes
Specially designed bellows minimize leakage to guarantee excellent stability
Shut-off valve closes the air in the isothermal chamber during calibration
- **Durable and Minimal Maintenance**
Built-in gas-liquid isolator protects the pump from moisture and dirt
- **Easy-to-use**
- **Hand-tight Quick Connectors**
Allows easy connecting and disconnecting to the test pump without the need for PTFE tape or wrenches

SPECIFICATIONS

- **Media:** Air.
- **Generated Pressure Range**
95% vacuum to 60 psi (4 bar) positive pressure
- **Adjustment Resolution:** 0.1 Pa (0.001 mbar).
- **Material:** Ram/adapters: SS
Body: SS, aluminum
Seals: Buna-N, PTFE, Copper Alloy
- **Piston volume:** 21 ml (1.3 in³)
- **Connection**
Hand-tight connectors for both test gauge and reference gauge.
1/4NPT female, 1/2NPT female, 1/4BSP female, 1/2BSP female, or M20X1.5 female
- **Dimensions**
Height: 5.51" (140 mm)
Base: 10.75" (273 mm) x 10.16" (258 mm)
- **Weight:** 6.2 lb (2.8 kg)
- **Warranty:** 1 year

ORDERING INFORMATION

Model Number



Accessories included

- O-ring: 20 pcs
- Carrying case (912A-X-SETmodels only)

Optional Accessories

Model number	Description
ADT912A-X-kit	Test kit for ADT912A (barb fitting, connection hoses, and adapters). X=connection type e.g. N-1/4NPTM, N2-1/2NPTM, B-1/4BSPM, B2-1/2BSPM, M-M20X1.5M.
ADT102	Adapters and fittings, 1/4NPT male to various male and female connection (25 pcs). More information shown on page 70.
ADT103	Adapters and fittings, 1/4NPT (1/2NPT, 1/4BSP, 1/2BSP, or M20X1.5) male to various female hand-tight quick connectors (10 pcs). More information shown on page 71.
ADT100-HTK-8K	Hose test kit, 5 feet flexible hose, 8,000 psi, user selectable male (1/4NPT, 1/2NPT, 1/4BSP, 1/2BSP, M20) to user selectable female hand tight quick connector.
9904-912	Carrying Case for one 912A pump and two 681 gauges or 672 calibrators.
ADT912A-MK	Maintenance kit for Additel 912A pump
9240	Differential pressure gauge holder

Note: For oil free applications contact Additel.

Look us up on www.additel.com or call today (1)714-998-6899

Additel 914A

Handheld Pneumatic Pressure Test Pump



- **Generate 95% vacuum to 375 psi (25 bar) pressure**
- **Portable, only 3.3 lb**
- **Great stability and high resolution**
- **Minimal maintenance**
- **Hand-tight quick connectors**



OVERVIEW

The 914A Pneumatic Pressure Test Pump is a hand operated pressure pump designed to generate pressure from 95% vacuum to 375 psi (25 bar). A high-quality screw press is designed for fine pressure adjustment, with an adjustment resolution up to 10 Pa (0.1 mbar). A specially designed shut-off valve makes the pressure as stable as possible during calibration. A built-in gas-liquid isolator protects the pump from moisture and dirt to reduce the need for maintenance. Two hand-tight quick connectors installed on the pump allow easy connecting and disconnecting to the test pump without the need for PTFE tape or wrenches. The 914A is an ideal comparison test pump for pressure instruments calibration.

FEATURES

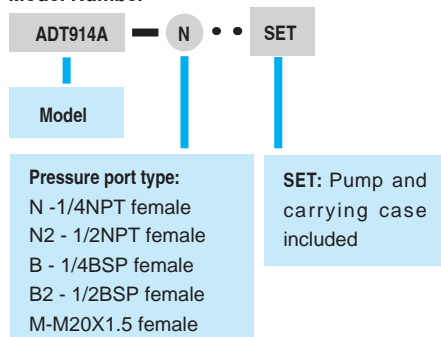
- **Portable:**
Only 3.3 lb (1.5 kg)
- **Adjustment Resolution**
10 Pa (0.1 mbar)
High-quality screw press for fine pressure adjustment
- **Great Stability**
A specially designed shut-off valve makes the pressure as stable as possible during calibration
- **Durable and Minimal Maintenance**
Built-in gas-liquid isolator protects the pump from moisture and dirt
- **Easy-to-use**
- **Hand-tight Quick Connectors**
Allows easy connecting and disconnecting to the test pump without the need for PTFE tape or wrenches

SPECIFICATIONS

- **Media:** Air.
- **Generated Pressure Range:** 95% vacuum to 375 psi (25 bar) positive pressure
- **Adjustment Resolution:** 10 Pa (0.1 mbar).
- **Material:** Ram/adapters: SS
Body: SS, aluminum
Seals: Buna-N, PTFE, Copper Alloy
- **Piston volume:** 21 ml (1.3 in³)
- **Connection**
Hand-tight connectors for both test gauge and reference gauge.
1/4NPT female, 1/2NPT female, 1/4BSP female, 1/2BSP female, or M20X1.5 female
- **Dimensions**
Height: 5.12" (130 mm)
Base: 9.45" (240 mm) x 4.72" (120 mm)
- **Weight:** 3.3 lb (1.5 kg).
- **Warranty:** 1 year

ORDERING INFORMATION

Model Number



Accessories included

O-ring: 20 pcs
Carrying case (914A-X-SET models only)

Optional Accessories

Model number	Description
ADT102	Adapters and fittings, 1/4NPT male to various male and female connection (25 pcs). More information shown on page 70.
ADT103	Adapters and fittings, 1/4NPT (1/2NPT, 1/4BSP, 1/2BSP, or M20X1.5) male to various female hand-tight quick connectors (10 pcs). More information shown on page 71.
ADT100-HTK-8K	Hose test kit, 5 feet flexible hose, 8,000 psi, user selectable male (1/4NPT, 1/2NPT, 1/4BSP, 1/2BSP, M20) to user selectable female hand tight quick connector.
9901-914	Carrying Case for one 914A pump and two 681 gauges or 672 calibrators
ADT914A-MK	Maintenance kit for Additel 914A pump

Note: For oil free applications contact Additel.

Additel 916A

Pneumatic Pressure Test Pump



- **Generate 95% vacuum to 600 psi (40 bar) pressure**
- **Portable, only 5.9 lb**
- **Great stability and high resolution**
- **Minimal maintenance**
- **Hand-tight quick connectors**



OVERVIEW

The 916A Pneumatic Pressure Test Pump is a hand operated pressure pump designed to generate pressure from 95% vacuum to 600 psi (40 bar). A high-quality screw press is designed for fine pressure adjustment, with an adjustment resolution up to 10 Pa (0.1 mbar). A specially designed shut-off valve makes the pressure as stable as possible during calibration. A built-in gas-liquid isolator protects the pump from moisture and dirt to reduce the need for maintenance. Two hand-tight quick connectors installed on the pump allow easy connecting and disconnecting to the test pump without the need for PTFE tape or wrenches. The 916A is an ideal comparison test pump for pressure instruments calibration.

FEATURES

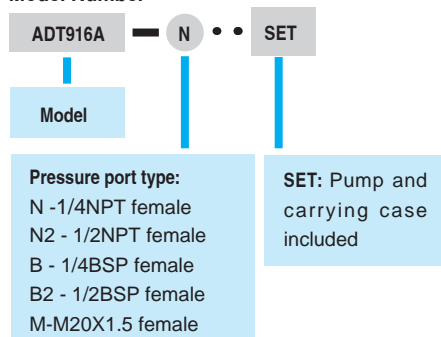
- **Portable**
Only 5.9 lb (2.7 kg)
- **Adjustment Resolution**
10 Pa (0.1 mbar)
High-quality screw press for fine pressure adjustment
- **Great Stability**
A specially designed shut-off valve makes the pressure as stable as possible during calibration.
- **Durable and Minimal Maintenance**
Built-in gas-liquid isolator protects the pump from moisture and dirt.
- **Easy-to-use**
- **Hand-tight Quick Connectors**
Allows easy connecting and disconnecting to the test pump without the need for PTFE tape or wrenches.

SPECIFICATIONS

- **Media:** Air.
- **Generated Pressure Range**
95% vacuum to 600 psi (40 bar) positive pressure
- **Pressure Resolution:** 10 Pa (0.1 mbar).
- **Material**
Ram/adapters: SS
Body: SS, aluminum
Seals: Buna-N, PTFE, Copper Alloy
- **Piston volume:** 21 ml (1.3 in³)
- **Connection**
Hand-tight connectors for both test gauge and reference gauge.
1/4NPT female, 1/2NPT female, 1/4BSP female, 1/2BSP female, or M20X1.5 female
- **Dimensions**
Height: 5.5" (140 mm)
Base: 12.4" (315 mm) x 7.8" (198 mm)
- **Weight:** 5.9 lb (2.7 kg).
- **Warranty:** 1 year

ORDERING INFORMATION

Model Number



Accessories included

- O-ring: 20 pcs
- Carrying case (916A-X-SET models only)

Optional Accessories

Model number	Description
ADT102	Adapters and fittings, 1/4NPT male to various male and female connection (25 pcs). More information shown on page 70.
ADT103	Adapters and fittings, 1/4NPT (1/2NPT, 1/4BSP, 1/2BSP, or M20X1.5) male to various female hand-tight quick connectors (10 pcs). More information shown on page 71.
ADT100-HTK-8K	Hose test kit, 5 feet flexible hose, 8,000 psi, user selectable male (1/4NPT, 1/2NPT, 1/4BSP, 1/2BSP, M20) to user selectable female hand tight quick connector.
9904-916	Carrying Case for one ADT916A pump and two ADT681 gauges or ADT672 calibrators
ADT916A-MK	Maintenance kit for Additel 916A pump

Note: For oil free applications contact Additel.

Additel 917

Pneumatic Pressure Test Pump



- Generate 95% vacuum to 1,000 psi (70 bar) pressure
- Portable, only 5.7 lb
- Great stability and high resolution
- Minimal maintenance
- Hand-tight quick connectors



OVERVIEW

The 917 Pneumatic Pressure Test Pump is a hand operated pressure pump designed to generate pressure from 95% vacuum to 1,000 psi (70 bar). A high-quality screw press is designed for fine pressure adjustment, with an adjustment resolution up to 10 Pa (0.1 mbar). A specially designed shut-off valve makes the pressure as stable as possible during calibration. A built-in gas-liquid isolator protects the pump from moisture and dirt to reduce the need for maintenance. The 917 can be special ordered to comply with oxygen free applications. Two hand-tight quick connectors installed on the pump allow easy connecting and disconnecting to the test pump without the need for PTFE tape or wrenches. The 917 is an ideal comparison test pump for pressure instruments calibration.

FEATURES

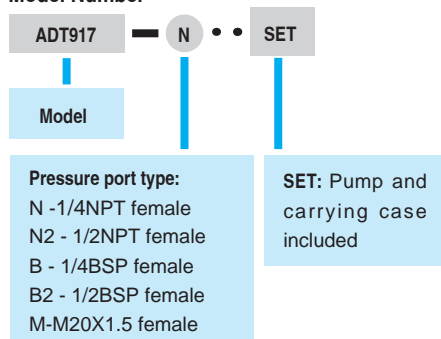
- **Portable**
Only 5.7 lb (2.6 kg)
- **High Resolution**
10 Pa (0.1 mbar)
High-quality screw press for fine pressure adjustment
- **Great Stability**
A specially designed shut-off valve makes the pressure as stable as possible during calibration.
- **Durable and Minimal Maintenance**
Built-in gas-liquid isolator protects the pump from moisture and dirt.
- **Easy-to-use**
Pressurized to desired pressure by the lever directly and make fine adjustment. No high-pressurized valve needed.
- **Hand-tight Quick Connectors**
Allows easy connecting and disconnecting to the test pump without the need for PTFE tape or wrenches.

SPECIFICATIONS

- **Media:** Air.
- **Generated Pressure Range**
95% vacuum to 1,000 psi (70 bar) positive pressure
- **Adjustment Resolution:** 10 Pa (0.1 mbar).
- **Material:** Ram/adapters: SS
Body: SS, aluminum
Seals: Buna-N, PTFE, Copper Alloy
- **Piston volume:** 27 ml (1.6 in³)
- **Connection:**
Hand-tight connectors for both test gauge and reference gauge.
1/4NPT female, 1/2NPT female, 1/4BSP female, 1/2BSP female, or M20X1.5 female
- **Dimensions:**
Height: 5.5" (140 mm)
Base: 12.4" (315 mm) x 7.8" (198 mm)
- **Weight:** 5.7 lb (2.6 kg).
- **Warranty:** 1 year

ORDERING INFORMATION

Model Number



Accessories included

O-ring: 20 pcs
Carrying case (917-X-SET models only)

Optional Accessories

Model number	Description
ADT102	Adapters and fittings, 1/4NPT male to various male and female connection (25 pcs). More information shown on page 70.
ADT103	Adapters and fittings, 1/4NPT (1/2NPT, 1/4BSP, 1/2BSP, or M20X1.5) male to various female hand-tight quick connectors (10 pcs). More information shown on page 71.
ADT100-HTK-8K	Hose test kit, 5 feet flexible hose, 8,000 psi, user selectable male (1/4NPT, 1/2NPT, 1/4BSP, 1/2BSP, M20) to user selectable female hand tight quick connector.
9904-917	Carrying Case for one 917 pump and two 681 gauges or 672 calibrators
ADT917-MK	Maintenance kit for Additel 917 pump

Note: For oil free applications contact Additel.

Additel 918

Pneumatic Pressure Test Pump



- **Generate 95% vacuum to 1,500 psi (100 bar) pressure**
- **Portable, only 5.7 lb**
- **Great stability and high resolution**
- **Minimal maintenance**
- **Hand-tight quick connectors**



OVERVIEW

The 918 Pneumatic Pressure Test Pump is a hand operated pressure pump designed to generate pressure from 95% vacuum to 1,500 psi (100 bar). A high-quality screw press is designed for fine pressure adjustment, with an adjustment resolution up to 10 Pa (0.1 mbar). A specially designed shut-off valve makes the pressure as stable as possible during calibration. A built-in gas-liquid isolator protects the pump from moisture and dirt to reduce the need for maintenance. The 918 can be special ordered to comply with oxygen free applications. Two hand-tight quick connectors installed on the pump allow easy connecting and disconnecting to the test pump without the need for PTFE tape or wrenches. The 918 is an ideal comparison test pump for pressure instruments calibration.

FEATURES

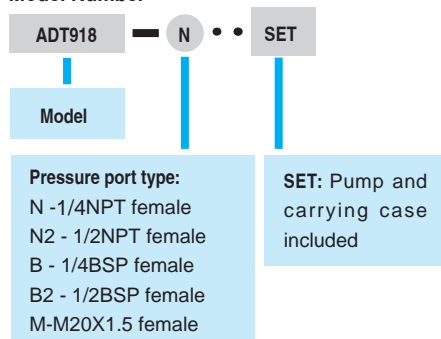
- **Portable**
Only 5.7 lb (2.6 kg)
- **High Resolution**
0.001psi (10 Pa , 0.1 mbar)
High-quality screw press for fine pressure adjustment
- **Great Stability**
A specially designed shut-off valve makes the pressure as stable as possible during calibration.
- **Durable and Minimal Maintenance**
Built-in gas-liquid isolator protects the pump from moisture and dirt.
- **Easy-to-use**
Pressurize to desired pressure by the pump lever directly, and then make fine adjustment. No high-pressure valve needed.
- **Hand-tight Quick Connectors**
Allows easy connection and disconnection to the test pump without the need for PTFE tape or wrenches.

SPECIFICATIONS

- **Media:** Air.
- **Generated Pressure Range**
95% vacuum to 1,500 psi (100 bar) positive pressure
- **Adjustment Resolution:** 0.001 psi (10 Pa , 0.1 mbar).
- **Material:** Ram/adapters: SS
Body: SS, aluminum
Seals: Buna-N, FTM, PTFE, Copper Alloy
- **Piston volume:** 27 ml (1.6 in³)
- **Connection:** Hand-tight connectors for both test gauge and reference gauge.
1/4NPT female, 1/2NPT female, 1/4BSP female, 1/2BSP female, or M20X1.5 female
- **Dimensions:**
Height: 5.5" (140 mm)
Base: 12.4" (315 mm) x 7.8" (198 mm)
- **Weight:** 5.7 lb (2.6 kg).
- **Warranty:** 1 year

ORDERING INFORMATION

Model Number



Accessories included

- O-ring: 20 pcs
- Carrying case (918-X-SET models only)

Optional Accessories

Model number	Description
ADT102	Adapters and fittings, 1/4NPT male to various male and female connection (25 pcs). More information shown on page 70.
ADT103	Adapters and fittings, 1/4NPT (1/2NPT, 1/4BSP, 1/2BSP, or M20X1.5) male to various female hand-tight quick connectors (10 pcs). More information shown on page 71.
ADT100-HTK-8K	Hose test kit, 5 feet flexible hose, 8,000 psi, user selectable male (1/4NPT, 1/2NPT, 1/4BSP, 1/2BSP, M20) to user selectable female hand tight quick connector.
9904-918	Carrying Case for one 918 pump and two 681 gauges or 672 calibrators
ADT918-MK	Maintenance kit for Additel 918 pump

Note: For oil free applications contact Additel.

Additel 919A

High Pressure Test Pump



- Generate 95% vacuum to 2,000 psi (140 bar) pressure
- Generate 2,000 psi (140 bar) in 30 seconds
- Minimal maintenance
- Hand-tight quick connectors
- First one in the world



OVERVIEW

The 919A High Pressure Test Pump is a hand operated pressure pump designed to generate pressure from 95% vacuum to 2,000 psi (140 bar). With a long lever, it just takes 30 seconds to reach 2,000 psi (140 bar). A high-quality screw press is designed for fine pressure adjustment, with an adjustment resolution up to 0.001 psi (10 Pa , 0.1 mbar). A specially designed shut-off valve makes the pressure as stable as possible during calibration. A built-in gas-liquid isolator protects the pump from moisture and dirt to reduce the need for maintenance. The residual liquid in the pump introduced from the devices under test will be collected and then pushed out during pressure release. Two hand-tight quick connectors installed on the pump allow easy connecting and disconnecting to the test pump without the need for PTFE tape or wrenches. The 919A is an ideal comparison test pump for pressure instruments calibration.

FEATURES

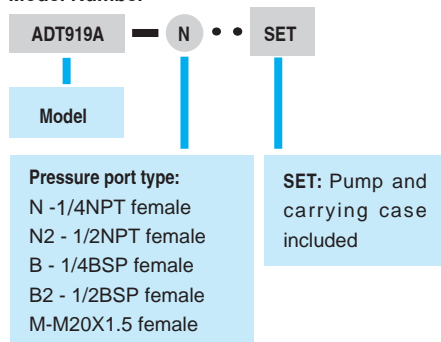
- **High Efficiency**
Generate 2,000 psi (140 bar) in 30 seconds.
- **Adjustment Resolution**
0.001 psi (10 Pa , 0.1 mbar).
High-quality screw press for fine pressure adjustment.
- **Great Stability**
A specially designed shut-off valve makes the pressure as stable as possible during calibration.
- **Durable and Minimal Maintenance**
Built-in gas-liquid isolator protects the pump from moisture and dirt.
The residual liquid in the pump introduced from devices under test will be collected and then pushed out and collected during pressure release.
Anticorrosive and wear resistant material are used to improve the reliability further.
- **Hand-tight Quick Connectors**
Allows easy connecting and disconnecting to the test pump without the need for PTFE tape or wrenches.

SPECIFICATIONS

- **Media:** Air.
- **Generated Pressure Range:** 95% vacuum to 2,000 psi (140 bar) positive pressure
- **Adjustment Resolution:** 10 Pa (0.1 mbar/0.0015 psi)
- **Material:** Ram/adapters: SS
Body: SS, aluminum
Seals: Buna-N, PTFE, Copper Alloy
- **Piston volume:** 60 ml (3.7 in³)
- **Connection**
Hand-tight connectors for both test gauge and reference gauge.
1/4NPT female, 1/2NPT female, 1/4BSP female, 1/2BSP female, or M20X1.5 female
- **Dimensions:**
Height: 7.00" (178 mm);
Base: 21.26" (540 mm) x 10.63" (270 mm).
- **Weight:** 14.3 lb (6.5 kg).
- **Warranty:** 1 year

ORDERING INFORMATION

Model Number



Accessories included

O-ring: 20 pcs
Carrying case (919A-X-SET models only)

Optional Accessories

Model number	Description
ADT102	Adapters and fittings, 1/4NPT male to various male and female connection (25 pcs). More information shown on page 70.
ADT103	Adapters and fittings, 1/4NPT (1/2NPT, 1/4BSP, 1/2BSP, or M20X1.5) male to various female hand-tight quick connectors (10 pcs). More information shown on page 71.
ADT100-HTK-8K	Hose test kit, 5 feet flexible hose, 8,000 psi, user selectable male (1/4NPT, 1/2NPT, 1/4BSP, 1/2BSP, M20) to user selectable female hand tight quick connector.
9909-919	Carrying Case for one 919A pump and two 681 gauges or 672 calibrators
ADT919A-MK	Maintenance kit for Additel 919A pump

Note: For oil free applications contact Additel.

Application Note



Improved Methods for High Pressure Pneumatic Calibrations in the Field

Are you tired of dragging a nitrogen bottle and dead weight tester out to the field to perform pneumatic high pressure calibrations? Does it trouble you to use a hydraulic pump or dead weight tester for your gas gauges every time you have to go above 600 psi? This application note details the limitations to traditional methods and provides a solution to calibration of gas gauges up to 3,000 psi (200 bar) with a field-ready calibration tool.

Limitations with Traditional Methods

Traditional methods for performing high pressure gas gauge calibrations in the field require the use of a controller or comparison systems and a nitrogen bottle. This solution typically provides the performance needed to do the job but adds a considerable inconvenience in having to transport several pieces of heavy equipment to the calibration site. Not to mention the time and effort in setting up the system. Dead weight testers and hydraulic pumps have also been used as a solution. Hydraulic pumps are problematic for this application as the liquid can damage the gas gauge you are attempting to calibrate. It is common that these hydraulic comparison pumps also lack the stability and resolution required to calibrate many gas gauges. Dead weight testers typically have the accuracy required but will require a gas supply for high pressure pneumatic applications. If the dead weight tester uses hydraulic fluid as the medium it will achieve much higher pressures but has similar drawbacks as hydraulic pumps.

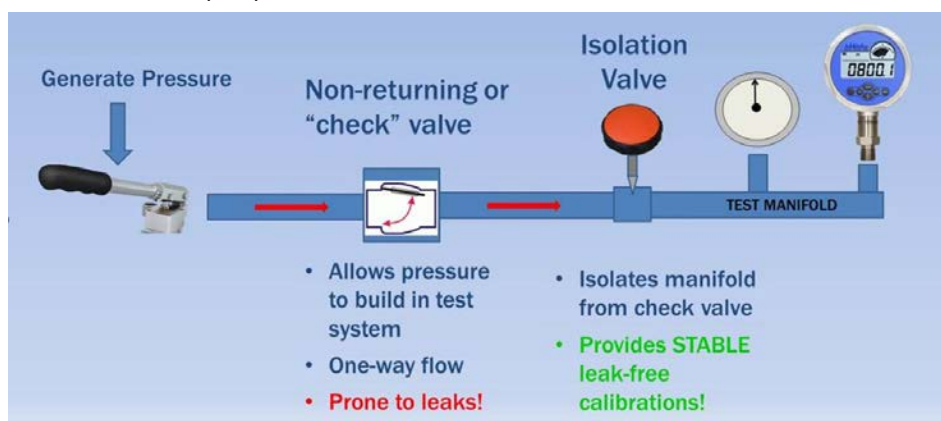
A More Practical Solution

Additel developed their high pressure pneumatic pumps specifically to address high pressure gas calibrations in the field. The Additel 919A goes to 2,000 psi (140 bar) and the 920 goes to 3,000 psi (200 bar) without the use of hydraulic fluids or the need for a gas supply. Each pump can also generate to 95% of vacuum. The ADT920 will generate 3,000 psi (200 bar) in 40 seconds and the pump weighs about 14 lbs (6.5 kg) which makes it easy to take to the field.



The high pressure range, portability, and speed to pressure are not the only things that make this series of pumps unique. The Additel pneumatic pump design allows for high stability and resolution to 0.001 psi (0.1 mbar). Like many pumps on the market, the ADT919A and the ADT920 use a check valve, also referred to as a non-returning valve, to protect the pump from contaminants that could cause damage. However, we've seen with most pumps on the market that the check valve tends to lose its seal over time which causes unstable measurements. The Additel design incorporates a high-quality isolation valve and screw press which allows for you to isolate the calibration volume from the check valve and achieve very stable measurements and resolution to 0.001 psi (0.1 mbar).

The diagram below illustrates the pump construction.



The method of operation is as follows: To generate pressure, use the pump handle on top of the unit. When you've generated 70% - 80% of the desired pressure with the pump handle, then close the isolation valve (this isolates the calibration volume from the pump handle and check valve). Next, use the fine-adjust screw press to generate the remaining pressure. Each pump comes with two hand-tight, quick-connect pressure ports that do not require the use of PTFE tape or wrenches. Combine this pump with any of our digital pressure gauges and you have an accurate, portable and practical field calibration solution for gas calibrations up to 3,000 psi (200 bar).

Conclusion

Traditional solutions for high pressure gas calibrations are not convenient or practical for field applications or they require the use of hydraulic fluids which could damage the sensor being tested. The Additel 919A and 920 pneumatic pressure pumps solve many of the problems that exist with traditional solutions and provide a reliable, field-ready, accurate and affordable solution to meet your needs!

Look us up on www.additel.com or call today (1)714-998-6899

Additel 920, 920HV Series High Pressure Test Pump

- Generate 95% vacuum to 3,000 psi (200 bar) pressure
- Generate 3,000 psi (200 bar) in 40 seconds
- Minimal maintenance
- Hand-tight quick connectors
- High volume model available



OVERVIEW

The 920 and 920HV High Pressure Test Pump are hand operated pressure pumps designed to generate pressure from 95% vacuum to 3,000 psi (200 bar). With a long lever, it takes just 40 seconds to reach 3,000 psi (200 bar). The high volume (HV) model has been outfitted with a higher volume pump to provide added capacity. A quality screw press is designed for fine pressure adjustment, with an adjustment resolution up to 10 Pa (0.1 mbar).

A specially designed shut-off valve makes the pressure as stable as possible during calibration. A built-in gas-liquid isolator protects the pump from moisture and dirt to reduce the need for maintenance. The residual liquid in the pump introduced from devices under test will be pushed out and collected during pressure release. Two hand-tight quick connectors installed on the pump allow easy connecting and disconnecting to the test pump without the need for PTFE tape or wrenches. The 920 is an ideal comparison test pump for pressure instruments calibration.

FEATURES

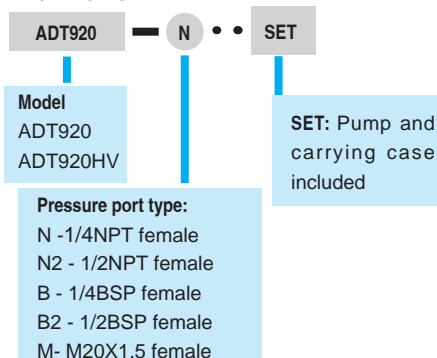
- **High Efficiency**
Generate 3,000 psi (200 bar) in 40 seconds.
- **Adjustment Resolution**
0.001 psi (10 Pa, 0.1 mbar).
High-quality screw press for fine pressure adjustment.
- **Great Stability**
A specially designed shut-off valve makes the pressure as stable as possible during calibration.
- **Durable and Minimal Maintenance**
Built-in gas-liquid isolator protects the pump from moisture and dirt.
The residual liquid in the pump introduced from devices under test will be collected and then pushed out and collected during pressure release.
Anticorrosive and wear resistant material are used to improve the reliability further.
- **Hand-tight Quick Connectors**
Allows easy connecting and disconnecting to the test pump without the need for PTFE tape or wrenches.

SPECIFICATIONS

- **Media:** Air.
- **Generated Pressure Range**
95% vacuum to 3,000 psi (200 bar) positive pressure
- **Adjustment Resolution:** 10 Pa (0.1 mbar/0.0015 psi)
- **Material:** Ram/adapters: SS
Body: SS, aluminum
Seals: Buna-N, F357, PTFE, Copper Alloy
- **Piston volume:** 60 ml (3.7 in³) for 920,
115 ml (7.02 in³) for 920 HV
- **Connection**
Hand-tight connectors for both test gauge and reference gauge.
1/4NPT female, 1/2NPT female, 1/4BSP female, 1/2BSP female, or M20X1.5 female
- **Dimensions:**
Height: 7.00" (178 mm);
Base: 21.26" (540 mm) x 10.63" (270 mm).
- **Weight:** 14.3 lb (6.5 kg) for 920,
15.9 lb (7.2 kg) for 920HV
- **Warranty:** 1 year

ORDERING INFORMATION

Model Number



Accessories included

O-ring: 20 pcs
Carrying case (920-X-SET models only)

Optional Accessories

Model number	Description
ADT102	Adapters and fittings, 1/4NPT male to various male and female connection (25 pcs).
ADT103	Adapters and fittings, 1/4NPT (1/2NPT, 1/4BSP, 1/2BSP, or M20X1.5) male to various female hand-tight quick connectors (10 pcs).
ADT100-HTK-8K	Hose test kit, 5 feet flexible hose, 8,000 psi, user selectable male (1/4NPT, 1/2NPT, 1/4BSP, 1/2BSP, M20) to user selectable female hand tight quick connector.
9909-920	Carrying Case for one 920 pump and two 681 gauges or 672 calibrators
9909-920HV	Carrying Case for one 920HV pump and two 681 gauges or 672 calibrators
ADT920-MK	Maintenance kit for Additel 920 pump
ADT920HV-MK	Maintenance kit for Additel 920HV pump

Note: For oil free applications contact Additel.

Look us up on www.additel.com or call today (1)714-998-6899



Additel 925

Handheld Hydraulic Pressure Test Pump

- Generate 85% vacuum to 6,000 psi (400 bar) pressure
- Portable, only 3.7 lb
- Minimal maintenance
- Increase and decrease pressure smoothly
- Hand-tight quick connectors



OVERVIEW

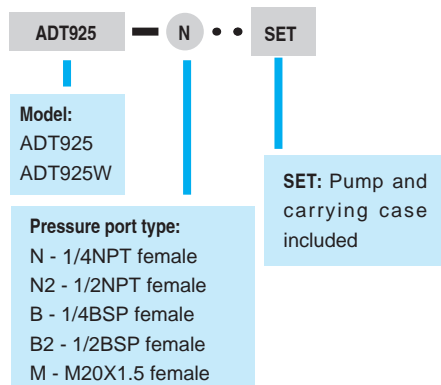
The 925 Hydraulic Pressure Test Pump is a hand operated pressure pump designed to generate pressure from 85% vacuum to 6,000 psi (400 bar). With the patented screw press technology, the high pressure can be easily generated, as well as increased and decreased smoothly. With no check valve (non-returning valve), the 925 avoids the troublesome leakage issues that is usually experienced with most hand pumps and allows for minimal maintenance. Two hand-tight quick connectors installed on the pump allow easy connecting and disconnecting to the test pump without the need for PTFE tape or wrenches. The 925 is an ideal comparison test pump for calibrating pressure measuring instruments such as test gauges, indicators or transducers in the field or laboratory.

FEATURES

- **Portable**
Only 3.7 lb (1.7 kg)
- **Durable and Minimal Maintenance**
Patented screw press technology, without non-returning valve inside that is usually used on troublesome hand pumps.
- **Easy-to-use**
The high pressure can be generated easily, as well as increased and decreased smoothly.
- **Extremely Low Leakage**
Patented screw press technology, replaces troublesome check valves (non-returning valve) used in most hand pumps which practically eliminates leakage.
- **Hand-tight Quick Connectors**
Allows easy connecting and disconnecting to the test pump without the need for PTFE tape or wrenches.

ORDERING INFORMATION

Model Number



Accessories included

Mineral oil, 1 bottle (250 ml)*
O-ring: 20 pcs
Carrying case (925-X-SET models only)

* When water media is not requested

SPECIFICATIONS

- **Media:** Oil or deionized water.
(Oil is default media liquid. Pump with water as media to be ordered as ADT925W. Pump stability is best when used with oil. Performance may decrease when used with water as the media.)
- **Reservoir capacity:** 200 ml (12.2 in³)
- **Pressure Range**
85% vacuum to 6,000 psi (400 bar) positive pressure.
- **Material:** Ram/adapters: SS
Body: SS, aluminum
Seals: Buna-N, PTFE, Copper Alloy
- **Connection**
Hand-tight connectors for both test gauge and reference gauge.
1/4NPT female, 1/2NPT female, 1/4BSP female, 1/2BSP female, or M20X1.5 female
- **Dimensions:** Height: 4.72" (120 mm)
Base: 9.84" (250 mm) x 5.51" (140 mm)
- **Weight:** 3.7 lb (1.7 kg).
- **Warranty:** 1 year
- **Piston volume**
Low pressure piston: 18 ml (1.1 in³)
High pressure piston: 0.9 ml (0.05 in³)

Optional Accessories

Model number	Description
9201	Oil, Diethylhexyl Sebacate, 1 liter (1 quart)
9202	Oil, Mineral Oil, 1 liter (1 quart)
ADT102	Adapters and fittings, 1/4NPT male to various male and female connection (25 pcs). More information shown on page 70.
ADT103	Adapters and fittings, 1/4NPT (1/2NPT, 1/4BSP, 1/2BSP, or M20X1.5) male to various female hand-tight quick connectors (10 pcs). More information shown on page 71.
ADT100-HTK-8K	Hose test kit, 5 feet flexible hose, 8,000 psi, user selectable male (1/4NPT, 1/2NPT, 1/4BSP, 1/2BSP, M20) to user selectable female hand tight quick connector.
9901-925	Carrying Case for one 925 pump and two 681 gauges or 672 calibrators
ADT925-MK	Maintenance kit for Additel 925 pump

Application Note


Considerations for Hydraulic High Pressure Calibrations

If you are doing high pressure, hydraulic calibrations there are a few things that you'll need to consider which will make your life a little easier and help you produce stable measurements. This application note focuses on considerations for pressure calibrations using a high pressure hydraulic pump to generate the pressure.

Getting Started

To produce stable and high pressure measurements using a hydraulic calibration pump, the gas within the calibration system needs to be removed. Hydraulic test pumps use various types of fluids to generate high pressures. Because gas is much more compressible than liquid, purging most if not all the gas out of the system will allow for maximum pressures to be generated. The following steps describe the procedure to purge the gas from an Additel test pump:

1. Ensure the pump, reference standard, and device under test (DUT) are securely connected to the calibration pump.
2. Close the vent valve and screw out the main screw press. You should see a vacuum being pulled on your reference and DUT (assuming the reference and the DUT are able to be used for vacuum measurement).
3. Open the vent valve, wait for the pressure to settle to zero, and screw in the main screw press. As you do this, you may see bubbles emerge in the medium reservoir which is a good indication that gas is being pushed out of the system.
4. Close the vent valve and repeat steps 2 and 3 one or two more times.
5. Close the vent valve and unscrew the main screw press half way out. Then open the vent valve to zero the measurement.
6. Now, you are ready to close the vent valve and generate pressure.



Stable Measurements

As pressures are generated to the desired test point it is common to initially observe a fairly rapid decrease in pressure. Initially, you may conclude that this is a pressure leak but what you are likely observing is called the adiabatic effect. This effect is defined as a gain or loss of heat within a system and its environment. When a gas is compressed under adiabatic conditions, its pressure increases and its temperature rises without the gain or loss of any heat. This happens when the screw press of a pump compresses the fluid volume, thus resulting in an increase in pressure but also an increase in the temperature. As the increase in pressure stops the temperature generated from the screw press dissipates. If the volume is held constant and the temperature decreases so also will the pressure decrease. So this initial decrease of pressure is in fact a result of the temperature settling from the adiabatic heating effect generated from the screw press of the pump.

Other sources of instability that also impact the pressure measurement are instabilities in room temperature and changes in volume. Because temperature is a factor of pressure as the entire pressure system changes temperature due to the room temperature changing the true pressure value will also change. The same can also be said of the pressure volume. With an increase or decrease of pressure volume the true pressure value will see a correlated change. Volume changes with pressure systems are usually not very noticeable except at high pressures. At high pressures, the materials where the pressurized volume is contained will slightly expand causing the volume to expand and the pressure will decrease. This is particularly evident when using flexible hoses at high pressures.

Conclusion

So we can't change the laws of physics—so what can be done? As pressures are generated, time must be given to allow for the adiabatic effects to settle. In other words, you need to let the measurement stabilize for a few minutes. As you allow this stabilization period to happen, you'll find the measurement stability of the pump to be very reliable for your calibration applications. Room temperature will also have an impact on the measurement and it is best if calibrations are performed in a controlled, stable environment. Lastly, careful consideration of hoses, manifolds, and tubing will help produce stable results at high pressures. Using metal tubing as opposed to flexible hoses will yield higher stability as metal is less likely to allow for the volume to expand when under high pressure.

Additel 927

Hydraulic Pressure Test Pump

- Generate 85% vacuum to 10,000 psi (700 bar) pressure
- Portable, only 7 lb
- Minimal maintenance
- Increase and decrease pressure smoothly
- Hand-tight quick connectors



OVERVIEW

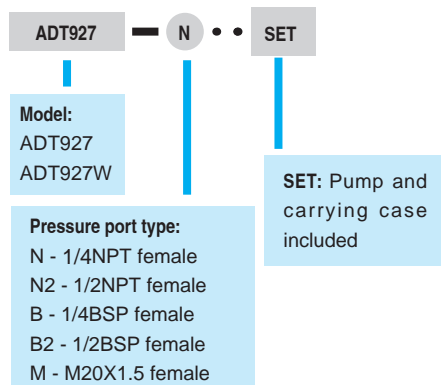
The 927 Hydraulic Pressure Test Pump is a hand operated pressure pump designed to generate pressure from 85% vacuum to 10,000 psi (700 bar). With the patented screw press technology, high pressures can be easily generated, as well as increased and decreased smoothly. With no check valve (non-returning valve), the 927 avoids the troublesome leakage issues that is usually experienced with most hand pumps and allows for minimal maintenance. Two hand-tight quick connectors installed on the pump allow easy connecting and disconnecting to the test pump without the need for PTFE tape or wrenches. The 927 is an ideal comparison test pump for calibrating pressure measuring instruments such as test gauges, indicators or transducers in the field or laboratory.

FEATURES

- **Portable**
Only 7 lb
- **Durable and Minimal Maintenance**
Patented screw press technology, without non-returning valve inside that is usually used on troublesome hand pumps.
- **Easy-to-use**
The high pressure can be generated easily, as well as increased and decreased smoothly.
- **Extremely Low Leakage**
Patented screw press technology, replaces troublesome check valves (non-returning valve) used in most hand pumps which practically eliminates leakage.
- **Hand-tight Quick Connectors**
Allows easy connecting and disconnecting to the test pump without the need for PTFE tape or wrenches.

ORDERING INFORMATION

Model Number



Accessories included

Mineral oil, 1 bottle (250 ml)*
O-ring: 20 pcs
Carrying case (927-X-SET models only)

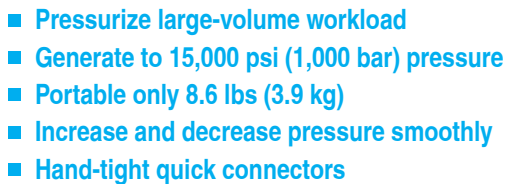
* When water media is not requested

SPECIFICATIONS

- **Media:** Oil or deionized water.
(Oil is default media liquid. Pump with water as media to be ordered as 927W. Pump stability is best when used with oil. Performance may decrease when used with water as the media.)
- **Reservoir capacity:** 245 ml (15 in³)
- **Generated Pressure Range**
85% vacuum to 10,000 psi (700 bar) positive pressure.
- **Material:** Ram/adapters: SS
Body: SS, aluminum
Seals: Buna-N, PTFE, Copper Alloy
- **Connection**
Hand-tight connectors for both test gauge and reference gauge.
1/4NPT female, 1/2NPT female, 1/4BSP female, 1/2BSP female, or M20X1.5 female
- **Dimensions:** Height: 5.31" (135 mm)
Base: 11.42" (290 mm) x 7.80" (198 mm).
- **Weight:** 7 lb (3.2 kg).
- **Warranty:** 1 year
- **Piston volume**
Low pressure piston: 19 ml (1.2 in³)
High pressure piston: 0.9 ml (0.05 in³)

Optional Accessories

Model number	Description
9201	Oil, Diethylhexyl Sebacate, 1 liter (1 quart)
9202	Oil, Mineral Oil, 1 liter (1 quart)
ADT102	Adapters and fittings, 1/4NPT male to various male and female connection (25 pcs). More information shown on page 70.
ADT103	Adapters and fittings, 1/4NPT (1/2NPT, 1/4BSP, 1/2BSP, or M20X1.5) male to various female hand-tight quick connectors (10 pcs). More information shown on page 71.
ADT100-HTK-15K	Hose test kit, 5 feet flexible hose, 15,000 psi, 1/4NPT male to 1/4NPT (1/8NPT, 1/2NPT, 1/4BSP, 1/2BSP, or M20X1.5) female hand-tight quick connector.
9904-927	Carrying Case for one 927 pump and two 681 gauges or 672 calibrators
ADT927-MK	Maintenance kit for Additel 927 pump



Additel 936

Hydraulic High Pressure Calibration Pump



- **Generate 85% vacuum to 15,000 psi (1,000 bar) pressure**
- **Minimal maintenance**
- **Increase and decrease pressure smoothly**
- **Three pressure ports**
- **Hand-tight quick connectors**



OVERVIEW

The 936 Hydraulic High Pressure Test Pump is a hand operated pressure pump designed to generate pressure from 85% vacuum to 15,000 psi (1,000 bar). With the patented screw press technology, high pressures can be easily generated, as well as increased and decreased smoothly. A specially designed shut-off valve makes the pressure as stable as possible during calibration. With no check valve (non-returning valve), the 936 avoids the troublesome leakage issues that is usually experienced with hand pumps and allows for minimal maintenance. Three hand-tight quick connectors installed on the pump allow easy connecting and disconnecting to the test pump without the need for PTFE tape or wrenches. The 936 is an ideal comparison test pump for calibrating pressure measuring instruments such as test gauges, indicators or transducers in the laboratory.

FEATURES

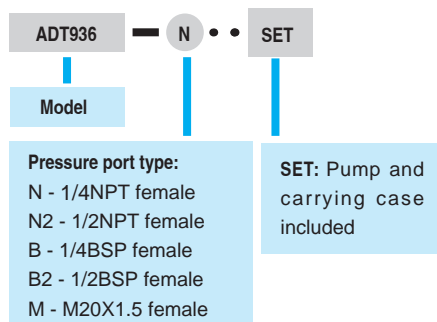
- **High Pressure**
Generates pressure up to 15,000 psi (1000 bar)
- **Durable and Minimal Maintenance**
Patented screw press technology, without non-returning valve inside that is usually used on troublesome hand pumps.
- **Easy-to-use**
High pressures can be generated easily, as well as increased and decreased smoothly.
- **Extremely Low Leakage**
Patented screw press technology replaces troublesome check valves (non-returning valve) in most hand pumps which practically eliminates leakage.
- **Hand-tight Quick Connectors**
Allows easy connecting and disconnecting to the test pump without the need for PTFE tape or wrenches.

SPECIFICATIONS

- **Media:** Oil
- **Reservoir capacity:** 420 ml (25.6 in³)
- **Pressure Range**
85% vacuum to 15,000 psi (1,000 bar) positive.
- **Material**
Ram/adapters: SS
Body: SS/aluminum
Seals: Buna-N, PTFE, Copper Alloy, SS
- **Connection**
Hand-tight connectors for both test gauge and reference gauge(s).
1/4NPT female, 1/2NPT female, 1/4BSP female, 1/2BSP female, or M20X1.5 female
- **Dimensions**
Height: 9.1" (230 mm)
Base: 20.5" (520 mm) x 14.2" (360 mm)
- **Weight:** 35.2 lb (16 kg).
- **Warranty:** 1 year
- **Piston volume**
Low pressure piston: 30 ml (1.8 in³)
High pressure piston: 2.5 ml (0.15 in³)

ORDERING INFORMATION

Model Number



Accessories included

- Mineral oil, 1 bottle (250 ml)
- O-ring: 20 pcs
- Carrying case (936-X-SET models only)

Optional Accessories

Model number	Description
9201	Oil, Diethylhexyl Sebacate, 1 liter (1 quart)
9202	Oil, Mineral Oil, 1 liter (1 quart)
ADT102	Adapters and fittings, 1/4NPT male to various male and female connection (25 pcs). More information shown on page 70.
ADT103	Adapters and fittings, 1/4NPT (1/2NPT, 1/4BSP, 1/2BSP, or M20X1.5) male to various female hand-tight quick connectors (10 pcs). More information shown on page 71.
9908	Carrying case for 936, 937, 938 or 949.
ADT936-MK	Maintenance kit for Additel 936 pump

Look us up on www.additel.com or call today (1)714-998-6899

Additel 937

Hydraulic High Pressure Calibration Pump



- Generate 85% vacuum to 15,000 psi (1,000 bar) pressure
- Compatible to phosphoric acid ester fluid and Skydrol Oil
- Increase and decrease pressure smoothly
- Three pressure ports
- Hand-tight quick connectors



OVERVIEW

The 937 Hydraulic High Pressure Calibration Pump is a hand operated pressure pump designed for calibrating pressure measuring instruments with phosphoric acid ester fluid and Skydrol oil in the range from 85% vacuum to 15,000 psi (1000 bar). With the patented screw press technology, high pressures can be easily generated, increased and decreased smoothly. A specially designed shut-off valve makes the pressure as stable as possible during calibration. With no check valve (non-returning valve), the 937 avoids the troublesome leakage issues that is usually experienced with hand pumps and allows for minimal maintenance. Three hand-tight quick connectors installed on the pump allow easy connecting and disconnecting to the test pump without the need for PTFE tape or wrenches. The 937 is an ideal comparison test pump for calibrating pressure measuring instruments such as test gauges, indicators or transducers in the laboratory.

FEATURES

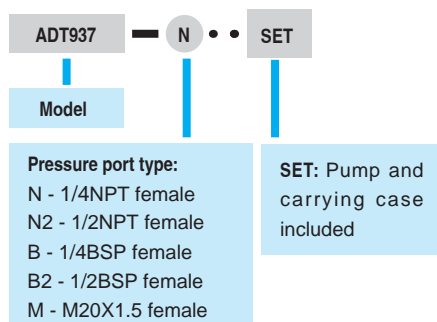
- **High Pressure**
Generates pressure up to 15,000 psi (1,000 bar)
- **Durable and Minimal Maintenance**
Patented screw press technology, with no check valve (non-returning valve) inside that is usually used on troublesome hand pumps causing leakage.
- **Easy-to-use**
High pressures can be generated easily, as well as increased and decreased smoothly.
- **Hand-tight Quick Connectors**
Allows easy connecting and disconnecting to the test pump without the need for PTFE tape or wrenches.

SPECIFICATIONS

- **Media:** Compatible to phosphoric acid ester fluid and Skydrol Oil (should not be used for mineral oil)
- **Reservoir capacity:** 420 ml (25.6 in³)
- **Pressure Range**
85% vacuum to 15,000 psi (1,000 bar) positive.
- **Material:** Ram/adapters: SS
Body: SS, aluminum
Seals: EPDM, PTFE, Copper Alloy
- **Connection**
Hand-tight connectors for both test gauge and reference gauge(s).
1/4NPT female, 1/2NPT female, 1/4BSP female, 1/2BSP female, or M20X1.5 female
- **Dimensions**
Height: 9.1" (230 mm)
Base: 20.5" (520 mm) x 14.2" (360 mm)
- **Weight:** 35.2 lb (16 kg).
- **Warranty:** 1 year
- **Piston volume**
Low pressure piston: 30 ml (1.8 in³)
High pressure piston: 2.5 ml (0.15 in³)

ORDERING INFORMATION

Model Number



Accessories included

O-ring: 20 pcs
Carrying case (937-X-SET models only)

Optional Accessories

Model number	Description
ADT102	Adapters and fittings, 1/4NPT male to various male and female connection (25 pcs). More information shown on page 70.
ADT103	Adapters and fittings, 1/4NPT (1/2NPT, 1/4BSP, 1/2BSP, or M20X1.5) male to various female hand-tight quick connectors (10 pcs). More information shown on page 71.
9908	Carrying case for 936, 937, 938 or 949.
ADT937-MK	Maintenance kit for Additel 937 pump

Additel 938

Hydraulic High Pressure Calibration Pump



- Generate 85% vacuum to 15,000 psi (1,000 bar) pressure
- Oil-free pressure instruments
- Minimal maintenance
- Easy-to-use
- Three pressure ports
- Hand-tight quick connectors



OVERVIEW

The 938 Hydraulic High Pressure Test Pump is specially designed for calibrating oil-free pressure measuring instruments in the range of 85% vacuum to 15,000 psi (1,000 bar). All parts used in the pump have been carefully cleaned to remove oil. The pump uses water as the media. With the patented screw press technology, high pressures can be easily generated, as well as increased and decreased smoothly. A specially designed shut-off valve makes the pressure as stable as possible during calibration. With no check valve (non-returning valve), the 938 avoids the troublesome leakage issues that is usually experienced with hand pumps and allows for minimal maintenance. Three hand-tight connectors installed on the pump allow easy connecting and disconnecting to the test pump without the need for PTFE tape or wrenches. The 938 is an ideal comparison test pump for calibrating oil-free pressure measuring instruments such as test gauges, indicators or transducers in the laboratory.

FEATURES

- **High Pressure**
Generates pressure up to 15,000 psi (1,000 bar)
- **Durable and Minimal Maintenance**
Patented screw press technology, without non-returning valve inside that is usually used on troublesome hand pumps.
- **Easy-to-use**
With the patented screw press technology, high pressures can be generated easily, as well as increased and decreased smoothly
- **Extremely Low Leakage**
Patented screw press technology replaces troublesome check valves (non-returning valve) in most hand pumps which practically eliminates leakage.
- **Hand-tight Quick Connectors**
Allows easy connecting and disconnecting to the test pump without the need for PTFE tape or wrenches.

SPECIFICATIONS

- **Media:** Deionized water
- **Reservoir capacity:** 420 ml (25.6 in³)
- **Pressure Range**
85% vacuum to 15,000 psi (1,000 bar) positive pressure.
- **Material**
Ram/adapters: SS
Body: SS, aluminum
Seals: Buna-N, PTFE, Copper Alloy
- **Reservoir capacity:** 420 ml (25.6 in³)
- **Connection**
Hand-tight connectors for both test gauge and reference gauge.
1/4NPT female, 1/2NPT female, 1/4BSP female, 1/2BSP female, or M20X1.5 female
- **Dimensions**
Height: 9.1" (230 mm)
Base: 20.5" (520 mm) x 14.2" (360 mm)
- **Weight:** 35.2 lb (16 kg).
- **Warranty:** 1 year
- **Piston volume**
Low pressure piston: 30 ml (1.8 in³)
High pressure piston: 2.5 ml (0.15 in³)

ORDERING INFORMATION

Model Number

ADT938 — N • • SET

Model

Pressure port type:
N - 1/4NPT female
N2 - 1/2NPT female
B - 1/4BSP female
B2 - 1/2BSP female
M - M20X1.5 female

SET: Pump and carrying case included

Optional Accessories

Accessories included

O-ring: 20 pcs
Carrying case (938-X-SET models only)

Model number	Description
ADT102	Adapters and fittings, 1/4NPT male to various male and female connection (25 pcs). More information shown on page 70.
ADT103	Adapters and fittings, 1/4NPT (1/2NPT, 1/4BSP, 1/2BSP, or M20X1.5) male to various female hand-tight quick connectors (10 pcs). More information shown on page 71.
9908	Carrying case for 936, 937, 938 or 949.
ADT938-MK	Maintenance kit for Additel 938 pump

Additel 946A

Hydraulic High Pressure Calibration Pump



- Pressurize large-volume workload
- Generate pressure to 15,000 psi (1,000 bar)
- Increase and decrease pressure smoothly
- Three pressure ports
- Hand-tight quick connectors



OVERVIEW

The new Additel 946A Hydraulic Pressure Test Pump is a benchtop pressure pump designed to generate pressure to 15,000 psi (1,000 bar). This pump incorporates a dual-piston system which is ideal for filling large volume workload with the hand pump and providing smooth increase and decrease of pressure with the high pressure, fine adjust screw press. The 946A test pump incorporates an isolation valve which isolates the calibration volume from the check valve associated with the hand pump. Because the check valve can often be a source of leaks and maintenance, the isolation valve provides more stable measurements and reduces potential maintenance of the pump. Three hand-tight quick connectors installed on the pump allow easy connecting and disconnecting to the test pump without the need for PTFE tape or wrenches. The Additel 946A is an ideal comparison test pump for calibrating pressure measuring instruments such as test gauges, indicators or transducers.

FEATURES

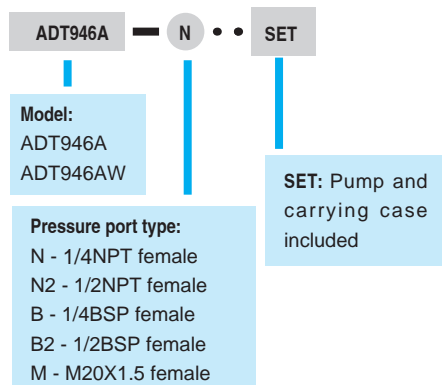
- **Hand pump to fill large volume systems**
- **Durable and Minimal Maintenance**
Isolation valve provides stable pressures while reducing maintenance on the hand pump check valve.
- **Easy-to-use**
15,000 psi (1,000 bar) can be generated easily with the dual-piston system.
- **Three hand-tight quick connectors**
Allows easy connection and disconnection to the test pump without the need for PTFE tape or wrenches.

SPECIFICATIONS

- **Media:** Mineral oil or deionized water. (Oil is default media liquid. Pump with water as media to be ordered as ADT946W. Pump stability is best when used with oil. Performance may decrease when used with water as the media.)
- **Reservoir capacity:** 420 ml (25.6 in³)
- **Generated Pressure Range**
0 to 15,000 psi (1,000bar) gauge pressure
- **Material:** Ram/adapters: SS
Body: SS, aluminum, Copper
Seals: Buna-N
- **Connection**
Hand-tight connectors for both test gauge and reference gauge(s)
1/4NPT female, 1/2NPT female, 1/4BSP female, 1/2BSP female, or M20X1.5 female
- **Dimensions:** Height: 7.8" (200 mm)
Base: 18.1" (460 mm) x 14.3" (365 mm)
- **Weight:** 26.5 lb (12 kg).
- **Piston volume:** Fine adjust piston: 1.5ml (0.09 in³)
- **Volume Per Stroke:** 3.72 ml
- **Warranty:** 1 year

ORDERING INFORMATION

Model Number



Accessories included

Mineral oil, 1 bottle (250 ml)*
O-ring: 20 pcs
Carrying case (946-X-SET models only)

* When water media is not requested

Optional Accessories

Model number	Description
9201	Oil, Diethylhexyl Sebacate, 1 liter (1 quart)
9202	Oil, Mineral oil, 1 liter (1 quart)
ADT102	Adapters and fittings, 1/4HP male to various male and female connectors (25 pcs). More information shown on page 70.
ADT103	Adapters and fittings, 1/4NPT (1/4BSP, or M20X1.5) male to various female hand-tight quick connectors (10 pcs). More information shown on page 71.
ADT-HTK	Hose test kit, 5 feet flexible hose, 15,000 psi, 1/4NPT male to 1/4NPT (1/8NPT, 1/2NPT, 1/4BSP, or M20X1.5) female hand-tight quick connector.
ADT946A-MK	Maintenance kit for Additel 946 pump
ADT100-946-HK	Hose Kit, External Reservoir Expansion Hose Kit for ADT946A
9910	Carrying case for Additel 946A, Additel 959A or Additel 960

Look us up on www.additel.com or call today (1)714-998-6899

Additel 949

Hydraulic Ultra-high Pressure Test Pump



- **Generate 85% vacuum to 40,000 psi (2,800 bar) pressure**
- **Minimal maintenance**
- **Easy-to-use**
- **Three pressure ports**



OVERVIEW

The 949 Hydraulic Ultra-high Pressure Test Pump is a hand operated pressure pump designed to generate pressure up to 40,000 psi (2800 bar). With the patented screw press technology, high pressures can be easily generated, increased and decreased smoothly. A specially designed shut-off valve makes the pressure as stable as possible during calibration. With no non-returning valve, the 949 avoids the troublesome leakage issues that is usually experienced with hand pumps and allows for minimal maintenance. The 949 is an ideal comparison test pump for calibrating ultra-high pressure measuring instruments such as test gauges, indicators or transducers in the laboratory.

FEATURES

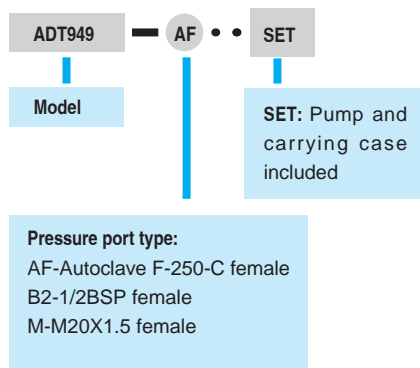
- **Generate Ultra-high Pressure**
Generate pressure up to 40,000 psi (2,800 bar)
- **Durable and Minimal Maintenance**
Patented screw press technology, without non-returning valve inside that is usually used on troublesome hand pumps.
- **Easy-to-use**
With the patented screw press technology, high pressures can be generated easily, as well as increased and decreased smoothly.
- **Extremely Low Leakage**
Patented screw press technology replaces troublesome, check valves (non-returning valve) found in most hand pumps which practically eliminates leakage.

SPECIFICATIONS

- **Media:** Diethylhexyl Sebacate
- **Pressure Range**
85% vacuum to 40,000psi (2,800bar) positive pressure.
- **Material**
Ram/adapters: SS
Body: SS, aluminum
Seals: Buna-N, PTFE, Copper Alloy
- **Reservoir capacity:** 420 ml (25.6 in³)
- **Connection**
Test Gauge Connection: Positional Autoclave F-250-C, 9/16" - 18 UNF female
Reference Gauge Connection: Positional Autoclave F-250-C, 9/16" - 18 UNF female
1/2BSP female and M20X1.5 female connections are available upon request.
- **Dimensions:** Height: 9.1" (230 mm)
Base: 20.5" (520 mm) x 14.2" (360 mm)
- **Weight:** 35.2 lb (16 kg).
- **Warranty:** 1 year
- **Piston volume**
Low pressure piston: 30 ml (1.8 in³)
High pressure piston: 2.5 ml (0.15 in³)

ORDERING INFORMATION

Model Number



Accessories included

Diethylhexyl Sebacate: 1 bottle (250 ml)
Carrying case (949-X-SET models only)

Optional Accessories

Model number	Description
9201	Diethylhexyl Sebacate, 1 liter (1 quart)
ADT104	Adapters and fittings, 1/4HP male to various male and female connectors (17 pcs). More information shown on page 72.
9908	Carrying case for 936, 937, 938 or 949.
ADT949-MK	Maintenance kit for Additel 949 pump

Additel 959A

Hydraulic Ultra-high Pressure Test Pump



- Pressurize large-volume workload
- Generate pressure to 40,000 psi (2,800 bar)
- Increase and decrease pressure smoothly
- Three pressure ports



OVERVIEW

The new Additel 959A Hydraulic Pressure Test Pump is a benchtop pressure pump designed to generate pressure to 40,000 psi (2,800 bar). This pump incorporates a dual-piston system which is ideal for filling large volume workload with the hand pump and providing smooth increase and decrease of pressure with the high pressure, fine adjust screw press. The 959A test pump incorporates an isolation valve which isolates the calibration volume from the check valve associated with the hand pump. Because the check valve can often be a source of leaks and maintenance, the isolation valve provides more stable measurements and reduces potential maintenance of the pump. The Additel 959A is an ideal comparison test pump for calibrating pressure measuring instruments such as test gauges, indicators or transducers.

FEATURES

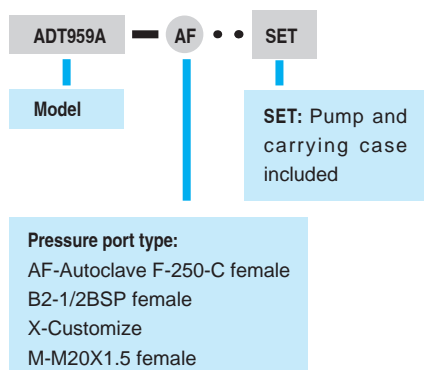
- **Generate Ultra-high Pressure**
Generate pressure up to 40,000 psi (2,800 bar)
- **Hand pump to fill large volume systems**
- **Durable and Minimal Maintenance**
Isolation valve provides stable pressures while reducing maintenance on the hand pump check valve
- **Easy-to-use**
40,000 psi (2,800 bar) can be generated easily with the dual-piston system

SPECIFICATIONS

- **Media:** Diethylhexyl Sebacate
- **Pressure Range**
0 to 40,000 psi (2,800 bar) gauge pressure.
- **Material**
Ram/adapters: SS
Body: SS, aluminum, Copper
Seals: Buna-N, PTFE, Copper Alloy, Aluminum Alloy
- **Reservoir capacity:** 420 ml (25.6 in³)
- **Connection**
Test Gauge Connection: Autoclave F-250-C, 9/16" - 18 UNF female
Reference Gauge Connection: Autoclave F-250-C, 9/16" - 18 UNF female
1/2BSP female and M20X1.5 female connections are available upon request
- **Dimensions:** Height: 6.9" (175 mm)
Base: 17.9" (455 mm) x 15.0" (380 mm)
- **Weight:** 28.7 lb (13 kg).
- **Volume Per Stroke:** 3.72 ml
- **Piston volume:** Fine adjust piston: 1.5 ml (0.09 in³)
- **Warranty:** 1 year

ORDERING INFORMATION

Model Number



Accessories included

Diethylhexyl Sebacate: 1 bottle (250 ml)
Carrying case (959-X-SET models only)

Optional Accessories

Model number	Description
9201	Diethylhexyl Sebacate, 1 liter (1 quart)
ADT104	Adapters and fittings, 1/4HP male to various male and female connectors (17 pcs). More information shown on page 72.
ADT959A-MK	Maintenance kit for Additel 959A pump
ADT100-959-HK	Hose Kit, External Reservoir Expansion Hose Kit for ADT959
9910	Carrying case for Additel 946A, Additel 959A or Additel 960

Look us up on www.additel.com or call today (1)714-998-6899

Additel 960

Hydraulic Ultra-high Pressure Test Pump



- **Pressurize large-volume workload**
- **Generate pressure to 60,000 psi (4,200 bar)**
- **Increase and decrease pressure smoothly**
- **Two pressure ports**



OVERVIEW

The new Additel 960 Hydraulic Pressure Test Pump is a benchtop pressure pump designed to generate pressure to 60,000 psi (4,200 bar). This pump incorporates a dual-piston system which is ideal for filling large volume workload with the hand pump and providing smooth increase and decrease of pressure with the high pressure, fine adjust screw press. The 960 test pump incorporates an isolation valve which isolates the calibration volume from the check valve associated with the hand pump. Because the check valve can often be a source of leaks and maintenance, the isolation valve provides more stable measurements and reduces potential maintenance of the pump. The Additel 960 is an ideal comparison test pump for calibrating pressure measuring instruments such as test gauges, indicators or transducers.

FEATURES

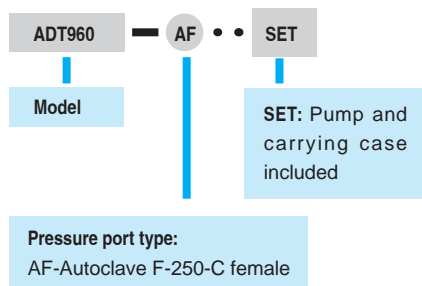
- **Generate Ultra-high Pressure**
Generate pressure up to 60,000 psi (4,200 bar)
- **Hand pump to fill large volume systems**
- **Durable and Minimal Maintenance**
Isolation valve provides stable pressures while reducing maintenance on the hand pump check valve
- **Easy-to-use**
60,000 psi (4,200 bar) can be generated easily with the dual-piston system

SPECIFICATIONS

- **Media:** Diethylhexyl Sebacate
- **Pressure Range**
0 to 60,000psi (4,200 bar) gauge pressure.
- **Material**
Ram/adapters: SS
Body: SS, aluminum, Copper
Seals: Buna-N, PTFE, Copper Alloy, Aluminum Alloy
- **Reservoir capacity:** 420 ml (25.6 in³)
- **Connection**
Test Gauge Connection: Autoclave F-250-C female
Reference Gauge Connection: Autoclave F-250-C female
- **Dimensions:** Height: 6.9" (175 mm)
Base: 17.9" (455 mm) x 15.0" (380 mm)
- **Weight:** 33.1 lb (15 kg).
- **Volume Per Stroke:** 3.72 ml
- **Piston volume:** Fine adjust piston: 1.5 ml (0.09 in³)
- **Warranty:** 1 year

ORDERING INFORMATION

Model Number



Accessories included

Diethylhexyl Sebacate: 1 bottle (250 ml)
Carrying case (960-X-SET models only)

Optional Accessories

Model number	Description
9201	Diethylhexyl Sebacate, 1 liter (1 quart)
ADT960-MK	Maintenance kit for Additel 960 pump
ADT100-960-HK	Hose Kit, External Reservoir Expansion Hose Kit for ADT960
9910	Carrying case for Additel 946A, Additel 959A or Additel 960

Pressure Manifolds

Additel ADT121 & ADT123 Series



The Additel 121 and 123 series pressure manifolds are designed for expanding pressure test ports during pressure calibration. The Additel 121 pressure manifold is used for pneumatic pressure calibration up to 3,000 psi (200 bar), while the Additel 123 manifold is compatible to hydraulic pressure applications up to 15,000 psi (1,000 bar). A filter is built-in with the 121 pneumatic pressure manifold to prevent contamination introduced by devices under test. There are four hand-tight quick connectors pre-installed on each manifold. Additel 121 and 123 series pressure manifolds allow you to connect without the use of wrenches or Teflon tape which increases your productivity when using calibration pumps, pressure controllers, dead weight testers, or piston gauges.

121 Series Pressure Manifolds

Pneumatic, -15 psi to 3,000 psi (-1 to 200 bar)



Model	Description
ADT121-N	1/4NPT male hose to four 1/4NPT female hand-tight quick connectors
ADT121-N2	1/2NPT male hose to four 1/2NPT female hand-tight quick connectors
ADT121-M	M20x1.5 male hose to four M20x1.5 female hand-tight quick connectors
ADT121-B	1/4BSP male hose to four 1/4BSP female hand-tight quick connectors
ADT121-B2	1/2BSP male hose to four 1/2BSP female hand-tight quick connectors

123 Series Pressure Manifolds

Hydraulic, -15 to 15,000 psi (-1 to 1,000 bar)



Model	Description
ADT123-N	1/4NPT male hose to four 1/4NPT female hand-tight quick connectors
ADT123-N2	1/2NPT male hose to four 1/2NPT female hand-tight quick connectors
ADT123-M	M20x1.5 male hose to four M20x1.5 female hand-tight quick connectors
ADT123-B	1/4BSP male hose to four 1/4BSP female hand-tight quick connectors
ADT123-B2	1/2BSP male hose to four 1/2BSP female hand-tight quick connectors

Note: A test hose is included with Additel 121 and 123 series pressure manifold.

Filters

Additel 100 Series Filters



ADT100-FLT-1K

1000 psi (70 bar) Pneumatic Filter Specifications

Pressure range	-15 to 1000 psi (-1.0 to 70 bar)
Filtering resolution	0.04 mm
Operation temperature	-10°C to 50°C
Safety pressure	<1200 psi (83 bar)
Size	1.18 dia x 5 in (30 dia x 127 mm) (size will vary based on adapters)
Outlet/Inlet port	See ordering information
Storage temperature	-20°C to 70°C
Material	304 SS



ADT100-FLT-10K

10,000 psi (700 bar) Hydraulic Filter Specifications

Pressure range	-15 to 10,000 psi (-1.0 to 700 bar)
Filtering resolution	0.07 mm
Operation temperature	-10°C to 50°C
Safety pressure	<12,000 psi (827 bar)
Size	0.87 x 0.98 x 4 in (22 x 25 x 100 mm) (size will vary based on adapters)
Outlet/Inlet port	Comes with removable male and removable female adapter
Storage temperature	-20°C to 70°C
Material	304 SS



ORDERING INFORMATION

ADT100

—

1K

—

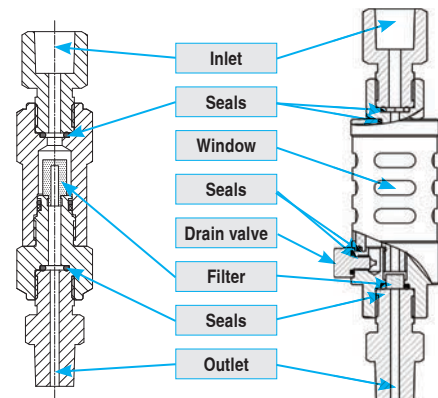
N

Range:

1K -1,000 psi (70 bar)
10K-10,000 psi (700 bar)

Port type:

N-1/4NPT male and 1/4NPT female
N2-1/2NPT male and 1/2NPT female
B-1/4BSP male and 1/4BSP female
B2-1/2BSP male and 1/2BSP female
M-M20x1.5 male and M20x1.5 female



ADT100-FLT-10K

ADT100-FLT-1K

Pressure Hoses, Adapters and Fittings

■ **Additel 102** (Designed for all pumps except Additel 949 pump)



Additel 102

ADT102

1/4NPT male to various connectors as follows (25 pcs, case included)

**1/2NPT male, 1/4BSP male, 1/2BSP male, M20X1.5 male are available per request.*

Model	Description	Max Pressure	Picture
ADT100-NPTM4-BSPM8	Adapter, 1/4NPT male to 1/8BSP male	15,000 psi	
ADT100-NPTM4-BSPM4	Adapter, 1/4NPT male to 1/4BSP male	15,000 psi	
ADT100-NPTM4-BSPM2	Adapter, 1/4NPT male to 1/2BSP male	15,000 psi	
ADT100-NPTM4-BSPM3	Adapter, 1/4NPT male to 3/8BSP male	15,000 psi	
ADT100-NPTM4-M10M	Adapter, 1/4NPT male to M10X1.0 male	15,000 psi	
ADT100-NPTM4-M14M	Adapter, 1/4NPT male to M14X1.5 male	15,000 psi	
ADT100-NPTM4-M20M	Adapter, 1/4NPT male to M20X1.5 male	15,000 psi	
ADT100-NPTM4-NPTM8	Adapter, 1/4NPT male to 1/8NPT male	15,000 psi	
ADT100-NPTM4-NPTM4	Adapter, 1/4NPT male to 1/4NPT male	15,000 psi	
ADT100-NPTM4-NPTM2	Adapter, 1/4NPT male to 1/2NPT male	15,000 psi	
ADT100-NPTM4-NPTM3	Adapter, 1/4NPT male to 3/8NPT male	15,000 psi	
ADT100-NPTM4-BSPF8	Adapter, 1/4NPT male to 1/8BSP female	15,000 psi	
ADT100-NPTM4-BSPF4	Adapter, 1/4NPT male to 1/4BSP female	15,000 psi	
ADT100-NPTM4-BSPF2	Adapter, 1/4NPT male to 1/2BSP female	15,000 psi	
ADT100-NPTM4-BSPF3	Adapter, 1/4NPT male to 3/8BSP female	15,000 psi	
ADT100-NPTM4-M10F	Adapter, 1/4NPT male to M10X1.0 female	15,000 psi	
ADT100-NPTM4-M14F	Adapter, 1/4NPT male to M14X1.5 female	15,000 psi	
ADT100-NPTM4-M20F	Adapter, 1/4NPT male to M20X1.5 female	15,000 psi	
ADT100-NPTM4-NPTF8	Adapter, 1/4NPT male to 1/8NPT female	15,000 psi	
ADT100-NPTM4-NPTF4	Adapter, 1/4NPT male to 1/4NPT female	15,000 psi	
ADT100-NPTM4-NPTF2	Adapter, 1/4NPT male to 1/2NPT female	15,000 psi	
ADT100-NPTM4-NPTF3	Adapter, 1/4NPT male to 3/8NPT female	15,000 psi	
ADT100-HTK-15K-NPTM4-NPTF4Q	Hose Test Kit, 5 feet flexible hose, 15,000 psi, 1/4NPT male to 1/4NPT female hand tight quick connector	15,000 psi	
ADT100-NPTM4-NPTF4RQ	Adapter, 1/4NPT male to right angle 1/4NPT female hand-tight quick connector	15,000 psi	
ADT100-NPTM4-BARB	Adapter, 1/4NPT male to hose barb	150 psi	

Don't need the entire kit? Order individual adapters with the above part numbers.

Pressure Hoses, Adapters and Fittings

Additel 103 Series (Designed for all pumps except Additel 949 pump)



ADT103-NPT (Hand-tight quick connectors)

1/4NPT male to various hand-tight quick connectors (10pcs, case included)



Additel 103-NPT

Model	Description	Max Pressure	Picture
ADT100-NPTM4-NPTF8Q	Adapters, 1/4NPT male to 1/8NPT female	15,000 psi	
ADT100-NPTM4-NPTF4Q	Adapters, 1/4NPT male to 1/4NPT female	15,000 psi	
ADT100-NPTM4-NPTF2Q	Adapters, 1/4NPT male to 1/2NPT female	15,000 psi	
ADT100-NPTM4-BSPF8Q	Adapters, 1/4NPT male to 1/8BSP female	15,000 psi	
ADT100-NPTM4-BSPF4Q	Adapters, 1/4NPT male to 1/4BSP female	15,000 psi	
ADT100-NPTM4-BSPF3Q	Adapters, 1/4NPT male to 3/8BSP female	15,000 psi	
ADT100-NPTM4-BSPF2Q	Adapters, 1/4NPT male to 1/2BSP female	15,000 psi	
ADT100-NPTM4-M10FQ	Adapters, 1/4NPT male to M10x1.0 female	15,000 psi	
ADT100-NPTM4-M14FQ	Adapters, 1/4NPT male to M14x1.5 female	15,000 psi	
ADT100-NPTM4-M20FQ	Adapters, 1/4NPT male to M20x1.5 female	15,000 psi	

ADT103-BSP (Hand-tight quick connectors)

1/4BSP male to various hand-tight quick connectors (10 pcs, case included)



Additel 103-BSP

Model	Description	Max Pressure	Picture
ADT100-BSPM4-NPTF8Q	Adapter, 1/4BSP male to 1/8NPT female	15,000 psi	
ADT100-BSPM4-NPTF4Q	Adapter, 1/4BSP male to 1/4NPT female	15,000 psi	
ADT100-BSPM4-NPTF2Q	Adapter, 1/4BSP male to 1/2NPT female	15,000 psi	
ADT100-BSPM4-BSPF8Q	Adapters, 1/4BSP male to 1/8BSP female	15,000 psi	
ADT100-BSPM4-BSPF4Q	Adapters, 1/4BSP male to 1/4BSP female	15,000 psi	
ADT100-BSPM4-BSPF3Q	Adapters, 1/4BSP male to 3/8BSP female	15,000 psi	
ADT100-BSPM4-BSPF2Q	Adapters, 1/4BSP male to 1/2BSP female	15,000 psi	
ADT100-BSPM4-M10FQ	Adapters, 1/4BSP male to M10x1.0 female	15,000 psi	
ADT100-BSPM4-M14FQ	Adapters, 1/4BSP male to M14x1.5 female	15,000 psi	
ADT100-BSPM4-M20FQ	Adapters, 1/4BSP male to M20x1.5 female	15,000 psi	

ADT103-M20 (Hand-tight quick connectors)

M20x1.5 Male to various hand-tight quick connectors (10pcs, case included)



Additel 103-M20

Model	Description	Max Pressure	Picture
ADT100-M20M-NPTF8Q	Adapters, M20x1.5 Male to 1/8NPT female	15,000 psi	
ADT100-M20M-NPTF4Q	Adapters, M20x1.5 Male to 1/4NPT female	15,000 psi	
ADT100-M20M-NPTF2Q	Adapters, M20x1.5 Male to 1/2NPT female	15,000 psi	
ADT100-M20M-BSPF8Q	Adapters, M20x1.5 Male to 1/8BSP female	15,000 psi	
ADT100-M20M-BSPF4Q	Adapters, M20x1.5 Male to 1/4BSP female	15,000 psi	
ADT100-M20M-BSPF3Q	Adapters, M20x1.5 Male to 3/8BSP female	15,000 psi	
ADT100-M20M-BSPF2Q	Adapters, M20x1.5 Male to 1/2BSP female	15,000 psi	
ADT100-M20M-M10FQ	Adapters, M20x1.5 Male to M10x1.0 female	15,000 psi	
ADT100-M20M-M14FQ	Adapters, M20x1.5 Male to M14x1.5 female	15,000 psi	
ADT100-M20M-M20FQ	Adapters, M20x1.5 Male to M20x1.5 female	15,000 psi	

Don't need the entire kit? Order individual adapters with the above part numbers.

Pressure Hoses, Adapters and Fittings

■ **Additel 104** ■ **Hose Test Kits**



ADT104-HP

1/4HP male (Autoclave M-250-C) to various connectors as follows (17pcs, case included);
(Designed for Additel 949 and Additel 959 pumps)

Model	Description	Max Pressure	Picture
ADT100-HPM-M14F	Adapter, 1/4HP male to M14X1.5 female	15,000 psi	
ADT100-HPM-M20F	Adapter, 1/4HP male to M20X1.5 female	15,000 psi	
ADT100-HPM-BSPF4	Adapter, 1/4HP male to 1/4BSP female	15,000 psi	
ADT100-HPM-BSPF3	Adapter, 1/4HP male to 3/8BSP female	15,000 psi	
ADT100-HPM-BSPF2	Adapter, 1/4HP male to 1/2BSP female	15,000 psi	
ADT100-HPM-NPTF4	Adapter, 1/4HP male to 1/4NPT female	15,000 psi	
ADT100-HPM-NPTF2	Adapter, 1/4HP male to 1/2NPT female	15,000 psi	
ADT100-HPM-M14M	Adapter, 1/4HP male to M14X1.5 male	40,000 psi	
ADT100-HPM-M20M	Adapter, 1/4HP male to M20X1.5 male	40,000 psi	
ADT100-HPM-BSPM4	Adapter, 1/4HP male to 1/4BSP male	15,000 psi	
ADT100-HPM-BSPM3	Adapter, 1/4HP male to 3/8BSP male	40,000 psi	
ADT100-HPM-BSPM2	Adapter, 1/4HP male to 1/2BSP male	40,000 psi	
ADT100-HPM-NPTM4	Adapter, 1/4HP male to 1/4NPT male	15,000 psi	
ADT100-HPM-NPTM2	Adapter, 1/4HP male to 1/2NPT male	15,000 psi	
ADT100-HPM-HPM	Adapter, 1/4HP male to 1/4HP male (3 pcs)	60,000 psi	



Additel 104

Additel Hose Test Kits

Low Pressure Hose Test Kits

The Additel 100 series Low Pressure Hose Test Kits are designed to extend your pressure calibrations to a convenient location to adapt from one pressure connection to another. Each test kit has 5 feet of flexible hose rated to 1,000 psi (70 bar) which connects a male NPT, BSP, or Metric connector to a variety of female quick connectors. Additel's specially designed quick connectors allow for hand-tight connection without the need for wrenches or Teflon tape. The Additel 100 series Hose Test Kits are a great accessory to any pressure pump or controller.

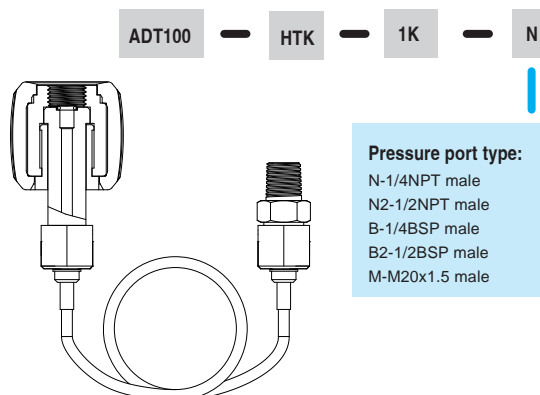
SPECIFICATIONS

- Max pressure: 1,000 psi (70 bar)
- Hose length: 5 ft (1.5 m)
- Connection: Each hose test kit is fitted with a female quick connect adapter on one end and a corresponding male adapter on the other. (e.g. ADT100-HTK-1K-N has a 1/4 NPT female quick connect on one end and a 1/4 NPT male adapter on the other).

Note: Custom lengths available by request.

ORDERING INFORMATION

■ Model Number



Don't need the entire kit? Order individual adapters with the above part numbers.

Additel Hose Test Kits



Additel 100-HTK Series

- Hand-tight quick connectors
- Conveniently extend pressure calibrations
- 5 ft hose length

OVERVIEW

The Additel 100 series High Pressure Hose Test Kits are designed to extend your pressure calibrations to a convenient location to adapt from one pressure connection to another. Each test kit has 5 feet of flexible hose rated to 8,000 psi (550 bar) or 15,000 psi (1,000 bar) which connects a male NPT, BSP, or Metric connector to a variety of female quick connectors. Additel's specially designed quick connectors allow for hand-tight connection without the need for wrenches or Teflon tape. The Additel 100 series Hose Test Kits are a great accessory to any pressure pump or controller.

ADT100-HTK-8K

- Maximum pressure: 8,000 psi (550 bar)
- Hose length: 5 ft (1.5 m)
- Burst pressure: 15,900 psi
- Internal hose material: Polyamide



ADT100-HTK-15K

- Maximum pressure: 15,000 psi (1,000 bar)
- Hose length: 5 ft (1.5 m)
- Burst pressure: 43,500 psi
- Internal hose material: Polyoxymethylene



ORDERING INFORMATION

■ Model Number

ADT100 — HTK — 8K — NPTM4 — NPTF4Q

Pressure Range:

8K - 8,000 psi (550 bar)
15K - 15,000 psi (1,000 bar)

Pressure Port Type:

NPTM4 - 1/4NPT male
NPTM2 - 1/2NPT male
BSPM4 - 1/4BSP male
BSPM2 - 1/2BSP male
M20M - M20x1.5 male

Pressure Port Type:

NPTF2Q - 1/2NPT female quick connect
NPTF3Q - 3/8NPT female quick connect
NPTF4Q - 1/4NPT female quick connect
NPTF8Q - 1/8NPT female quick connect
BSPF2Q - 1/2BSP female quick connect
BSPF3Q - 3/8BSP female quick connect
BSPF4Q - 1/4BSP female quick connect
BSPF8Q - 1/8BSP female quick connect
M20FQ - M20x1.5 female quick connect

Additel 286

Multifunction Reference Thermometer Readout



- Measure and calibrate SPRTs, RTDs, thermistors and thermocouples
- 1 PPM resistance ratio accuracy (channel 1)
- 8 1/2-digit DC multimeter
- Measure up to 82 channels
- Sample rates up to 10 channels per second
- Bluetooth, WIFI, USB& Ethernet (RJ-45) capable
- Auto temperature control of Additel and other manufacture's heat sources
- Built-in automatic temperature control, data collection, and coefficient generation
- Support for creating custom control of heat sources with RS-232
- Auto - zero power feature (self heating compensation)
- 10.1 in. touch screen display
- Supports fully automated temperature calibrations with data collection and report generation (no software required)

OVERVIEW

The Additel 286 Multifunction Reference Thermometer Readout is an industry first! We have combined the capabilities of a high-end reference thermometer with a highly capable data acquisition system and 8.5 digit multimeter. The ADT286 is capable of scanning and recording up to 82 channels at 10 channels per second. Users can easily configure the ADT286 to perform field calibrations and uniformity studies as well as use the unit in the lab as a precision thermometer and 8.5 digit multimeter. Get more for less with this newest game changer from Additel!

ADT286 Multifunction Reference Thermometer Readout Scanner Modules

If you're in need of a precision reference thermometer for your laboratory, then look no further than the Additel 286. The base unit comes with two precision readout channels that can be used to measure your SPRT. Need to calibrate RTDs, PRTs, thermistors or thermocouples? Add a scanner module and you now have the ability to measure 10 RTDs, PRTs, or thermistors and 20 thermocouples. Expand up to 82 channels with our unique easy to use scanner modules. Each 20 channel module is outfitted with our proprietary universal terminals with an industries best cold junction capability second to none. Utilize the module docked atop the ADT286, or connect remotely with cables to suit nearly any unique setup/configuration. Additel also has a process module specifically designed to measure process instrumentation like transmitters and switches. This scanner will also supply loop power for the transmitters.

Designed to make your job easier, the ADT286 has a large sensor library supporting 15 TC types, both standard and special limits, 18 different thermal resistors, CVD, ITS-90, and a large variety of standard curves for RTDs and thermistors. The ADT286 is loaded with special applications such as probe calibration, SPRT calibration, chamber mapping and more. And we continue to add applications on a regular basis!



Automatic Temperature Control and Probe Calibration

The Additel 286 Multifunction Reference Thermometer Readout has preinstalled drivers to control Additel and other manufacturer's heat sources. Simply connect to one or more heat sources via a communication cable, Ethernet or wireless and now it will automatically control to the set point and desired stability. If your heat source is not on the list, you can easily add the driver yourself so you can run automated calibrations with any heat source.

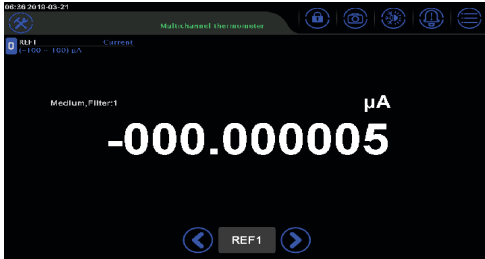
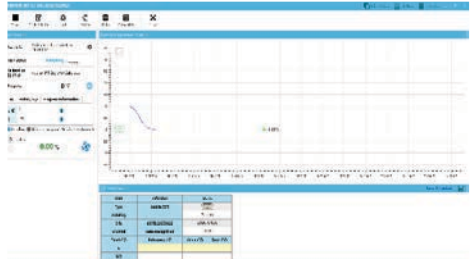

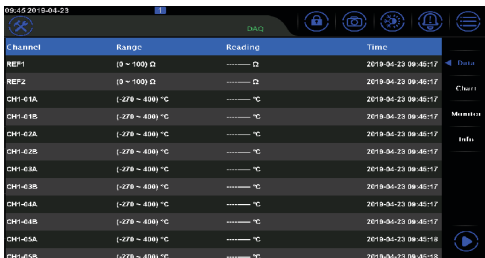

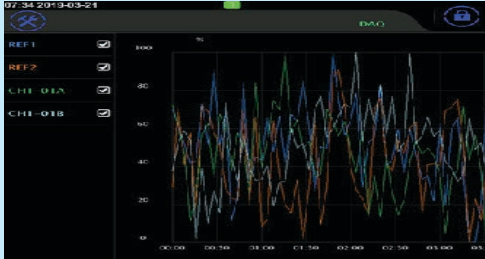



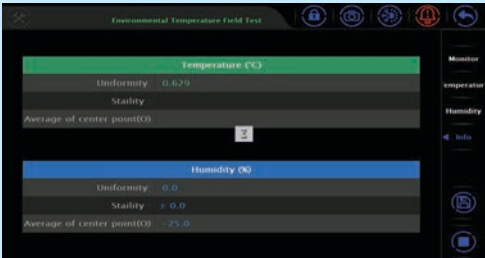

Now combine the heat source control feature with our probe calibration application and you have a very powerful automatic calibration solution. The probe calibration app allows you to automatically setup and run calibration routines with multiple set points and multiple heat sources, collect data, and develop calibration coefficients — all with one device and without the need of software! Simply place a batch of sensors of any mix and type into your heat source, connect it to the ADT286, run the probe calibration app and come back to a completed test. All that is left to do is generate and export all the calibration data. There's no need to work with complicated software for communication, set up or coefficient generation. There is no reason to have a calibration technician manually monitor the process and record the data. This Multifunction Reference Thermometer Readout will do all the work for you.

ADT280-RS Resistance Standards

Available in 25 & 100 Ohm values, users can enjoy improved resistance ratio performance by easily plugging one of our reference resistors into channel 2 on the new ADT286. Perfect for calibrating your SPRT's and high end PRT's. Each ADT280-RS resistor comes with adaptive binding posts to help facilitate utilization of the resistor in other applications as needed.



FEATURES

Specification	Display	Application
Multi-Channel		
Smart Connection		
DAQ Mode		
Temperature Mapping Mode		
Probe Calibration		
Environmental Temperature Field Test		

APPLICATIONS

Specification	Display	Application
SPRT Mode		
Switch Testing		
Thermostatic Source Test		
DMM		
Heat Source Control		
Snapshot		

SPECIFICATIONS

General Specifications

Specification	Description
Voltage	100V Setting 90V to 110V 120V Setting 108V to 132V 220V Setting 198V to 242V 240V Setting 216V to 264V
Frequency	47Hz to 440Hz. Automatically sensed at power-on
Power Consumption	40VA peak (30Watt average)
Temperature	Operating : 0°C to 50°C Full accuracy : 18°C to 28°C Storage : -20°C to 70°C
Warm-up	60 mins for full uncertainty specifications
Relative Humidity (non-condensing)	Operating : 0°C to 28°C < 90% 28°C to 40°C < 75% 40°C to 50°C < 50% Storage : -20°C to 70°C < 95%
Altitude	Operating : 2000 m Storage : 12000 m
Vibration and Shock	Complies with MIL-28800F Class 3
Input Protection	50V all functions, ranges and terminals
Communication	USB-A , USB-B , RJ45 , WiFi , Bluetooth
Memory	10G - All data stored with time stamps
Localization	English , Chinese
Display	10.1 in (256 mm) TFT color display
Size (H x W x D)	9.8 in (250 mm) x 16.5 in (420 mm) x 7.9 in (200 mm)
Weight	18.5 lb (8.39 kg)
Other Conformities	CE
Warranty	1 Year

Measurement Specifications

Specification Conditions: 60 mins Warm-Up Time / Environment Temperature (18 - 28) °C.

The following specifications apply for front panel, after at least 60 minutes warm-up.

24-hour specifications are relative to calibration standards and assume a controlled electromagnetic environment per EN 61326.

Resistance Ratio Accuracy (Rx/Rs) using External Rs

Range	Reference Resistance	Ratio (Rx/Rs)	1 Year (23 ± 5) °C ppm of Reading
100 Ω	25 Ω	2.00-4.00	1.5
		1.10-2.00	0.85
		0.90-1.10	0.6
		0.50-0.90	1.5
		0.25-0.50	2.5
400 Ω	100 Ω	2.00-4.00	2
		1.10-2.00	0.81
		0.90-1.10	0.26
		0.50-0.90	0.95
		0.25-0.50	1.2



SPRT/PRT Measurement Accuracy using External Rs

SPRT/PRT Type	External Reference Resistance	Temperature (°C)	Resistance Ratio (Rx/Rs)	1 Year(23 ± 5) °C ppm of reading	Equivalent to Temperature (mK)
PT25	25 Ω	-189.3442	0.22	2.5	0.13
		-38.8344	0.84	1.5	0.32
		0.01	1	0.6	0.15
		231.928	1.89	0.85	0.44
		419.527	2.57	1.5	1.11
		660.323	3.37	1.5	1.58
PT100	100 Ω	-189.3442	0.22	1.2	0.07
		-38.8344	0.84	0.95	0.20
		0.01	1	0.26	0.07
		231.928	1.89	0.81	0.42
		419.527	2.57	2	1.47
		660.323	3.37	2	2.11

[1] The PT25 indicator is based on a nominal resistance of 25 Ω for Rx.

[2] The PT100 indicator is based on a nominal resistance of 100 Ω for Rx.

[3] The uncertainty of external Rs is not included. The user may choose the ADT280-RS-25/100 standard resistor as external Rs, which has an accuracy of 5 ppm at (23±2) °C.

Resistance Accuracy using Internal Rs

Measurement Range	Scanning Speed	Resolution	24 Hour (23 ± 1) °C	90 Days (23 ± 5) °C	1 year (23 ± 5) °C	Excitation Current	Temperature Coefficient
(0~100) Ω	Slow Speed	0.01 mΩ	3 ppm or 0.2 mΩ	12 ppm or 0.35 mΩ	15 ppm or 0.35 mΩ	±1 mA/±12 V	3 ppm + 0.01 mΩ
	Medium Speed	0.01 mΩ	3 ppm or 0.55 mΩ	12 ppm or 0.7 mΩ	15 ppm or 0.7 mΩ		
	Fast Speed	0.1 mΩ	3.6 ppm or 1.7 mΩ	12.6 ppm or 1.85 mΩ	15.6 ppm or 1.85 mΩ		
(0~400) Ω	Slow Speed	0.01 mΩ	3 ppm or 0.3 mΩ	12 ppm or 0.4 mΩ	15 ppm or 0.4 mΩ	±1 mA/±12 V	3 ppm + 0.02 mΩ
	Medium Speed	0.01 mΩ	3 ppm or 0.7 mΩ	12 ppm or 0.8 mΩ	15 ppm or 0.8 mΩ		
	Fast Speed	0.1 mΩ	3.6 ppm or 1.9 mΩ	12.6 ppm or 2 mΩ	15.6 ppm or 2 mΩ		
(0~4000) Ω	Slow Speed	0.1 mΩ	3 ppm or 4 mΩ	12 ppm or 5 mΩ	15 ppm or 5 mΩ	±0.1 mA/±12 V	3 ppm + 0.2 mΩ
	Medium Speed	0.1 mΩ	3 ppm or 8 mΩ	12 ppm or 9 mΩ	15 ppm or 9 mΩ		
	Fast Speed	1 mΩ	3.6 ppm or 20 mΩ	12.6 ppm or 21 mΩ	15.6 ppm or 21 mΩ		

[1] Accuracy Index: ± (ppm of reading or xxmΩ, whichever is greater).

[2] Temperature coefficient index: exceeds (18-28) °C range, increase per degree (ppm reading +xxmΩ).

[3] Specifications are for 4-wire function. For 3-wire, add 0.005 Ω for internal resistance mismatch. For 2-wire, add 0.005 Ω for internal resistance

[4] Automatic current reversal.

PRT Measurement Accuracy using Internal Rs

Scanning Speed	Temperature	24 Hour / °C (23 ± 1) °C	90 Days / °C (23 ± 5) °C	1 year / °C (23 ± 5) °C	Temperature Coefficient °C/°C
Slow Speed	-200 °C	0.0005	0.0008	0.0008	0.0002
	0 °C	0.0008	0.0031	0.0038	0.0008
	300 °C	0.0018	0.0089	0.0089	0.0018
	600 °C	0.0029	0.0146	0.0146	0.0030
Medium Speed	-200 °C	0.0013	0.0016	0.0016	0.0002
	0 °C	0.0014	0.0031	0.0038	0.0008
	300 °C	0.0020	0.0089	0.0089	0.0018
	600 °C	0.0029	0.0146	0.0146	0.0030
Fast Speed	-200 °C	0.0039	0.0043	0.0043	0.0006
	0 °C	0.0044	0.0047	0.0047	0.0013
	300 °C	0.0053	0.0093	0.0093	0.0024
	600 °C	0.0059	0.0152	0.0152	0.0036

[1] The indicator is based on the electrical accuracy of the 4-wire PT100 PRT and does not include the accuracy of the PRT itself.

[2] Temperature maximum Resolution is 0.0001 °C.

Thermocouple Voltage Accuracy

Test Range	Scanning Speed	Resolution	24 hours (23 ± 1) °C	90 days (23 ± 5) °C	1 year (23 ± 5) °C	Input Resistance	Temperature Coefficient
(-100-100) mV	Slow Speed	0.01 µV	5 ppm + 2 ppm	10 ppm + 4 ppm	14 ppm + 4 ppm	10 MΩ or >10 GΩ	1 ppm + 0.1 µV
	Medium Speed	0.01 µV	5 ppm + 6 ppm	10 ppm + 8 ppm	14 ppm + 8 ppm		
	Fast Speed	0.1 µV	5 ppm + 22 ppm	10 ppm + 24 ppm	14 ppm + 24 ppm		

[1] Accuracy Index: ± (ppm of reading + ppm of FS).

[2] Temperature coefficient index: Exceed the range of (18-28) °C, increase (ppm of reading + xxµV)/ °C.

Thermocouple Cold Junction Accuracy

CJC Accuracy	±0.1 °C , 1 year, 23 °C ± 5°C
Environmental Coefficient	Beyond (18 ~ 28) °C, add 0.02 °C / °C
Other	Each signal scanner has 10 cold Junction temperature sensors

Thermocouple Temperature Accuracy

Type	Temperature	24 Hour/°C (23 ± 1) °C			90 days/°C (23 ± 5) °C			1 year /°C (23 ± 5) °C		
		Fast Speed	Medium Speed	Slow Speed	Fast Speed	Medium Speed	Slow Speed	Fast Speed	Medium Speed	Slow Speed
E	-200	0.089	0.038	0.022	0.099	0.047	0.031	0.100	0.049	0.033
	-100	0.049	0.021	0.012	0.054	0.026	0.017	0.055	0.026	0.017
	-40	0.041	0.017	0.009	0.045	0.021	0.013	0.045	0.021	0.014
	0	0.038	0.015	0.009	0.041	0.019	0.012	0.041	0.019	0.012
	155	0.031	0.013	0.008	0.035	0.017	0.011	0.036	0.017	0.012
	350	0.029	0.013	0.008	0.033	0.017	0.012	0.035	0.018	0.013
	660	0.031	0.014	0.009	0.036	0.020	0.015	0.039	0.022	0.017
	1000	0.034	0.017	0.012	0.042	0.025	0.019	0.046	0.029	0.024
J	-200	0.102	0.043	0.025	0.113	0.054	0.036	0.115	0.055	0.037
	-100	0.054	0.022	0.013	0.060	0.028	0.018	0.060	0.028	0.019
	-40	0.047	0.019	0.011	0.051	0.024	0.015	0.051	0.024	0.015
	0	0.044	0.018	0.010	0.048	0.022	0.014	0.048	0.022	0.014
	155	0.041	0.017	0.010	0.045	0.021	0.014	0.046	0.022	0.015
	350	0.042	0.018	0.011	0.047	0.023	0.016	0.048	0.025	0.018
	660	0.039	0.018	0.011	0.046	0.024	0.018	0.048	0.027	0.020
	1200	0.044	0.022	0.015	0.054	0.031	0.024	0.059	0.036	0.029
K	-200	0.146	0.061	0.035	0.161	0.076	0.050	0.163	0.077	0.051
	-100	0.073	0.030	0.017	0.080	0.037	0.024	0.080	0.038	0.025
	-40	0.060	0.025	0.014	0.066	0.030	0.020	0.066	0.031	0.020
	0	0.056	0.023	0.013	0.061	0.028	0.018	0.061	0.028	0.018
	155	0.056	0.023	0.013	0.061	0.029	0.019	0.062	0.030	0.020
	350	0.054	0.023	0.014	0.061	0.030	0.020	0.062	0.031	0.021
	660	0.055	0.025	0.015	0.063	0.033	0.023	0.066	0.035	0.026
	1372	0.073	0.035	0.023	0.087	0.049	0.037	0.093	0.055	0.043

Thermocouple Temperature Accuracy



Metrology Made Simple

Type	Temperature	24 Hour/°C (23 ± 1) °C			90 days/°C (23 ± 5) °C			1 year / °C (23 ± 5) °C		
		Fast Speed	Medium Speed	Slow Speed	Fast Speed	Medium Speed	Slow Speed	Fast Speed	Medium Speed	Slow Speed
T	-200	0.142	0.059	0.034	0.156	0.073	0.048	0.157	0.075	0.049
	-100	0.078	0.032	0.018	0.086	0.040	0.026	0.086	0.040	0.026
	-40	0.063	0.026	0.015	0.069	0.032	0.020	0.069	0.032	0.021
	0	0.057	0.023	0.013	0.062	0.028	0.018	0.062	0.028	0.018
	155	0.044	0.019	0.011	0.049	0.023	0.015	0.049	0.024	0.016
	350	0.038	0.016	0.010	0.043	0.021	0.015	0.044	0.022	0.016
R	400	0.037	0.016	0.010	0.042	0.021	0.015	0.044	0.023	0.016
	-40	0.543	0.222	0.124	0.593	0.272	0.173	0.593	0.272	0.173
	0	0.416	0.170	0.095	0.454	0.208	0.132	0.454	0.208	0.132
	155	0.266	0.109	0.061	0.290	0.134	0.086	0.291	0.134	0.086
	350	0.220	0.091	0.051	0.241	0.112	0.072	0.242	0.113	0.073
	660	0.192	0.080	0.046	0.212	0.100	0.066	0.214	0.102	0.068
S	1768	0.188	0.082	0.049	0.213	0.107	0.074	0.219	0.114	0.081
	-40	0.515	0.211	0.117	0.562	0.258	0.164	0.562	0.258	0.164
	0	0.407	0.167	0.093	0.444	0.204	0.130	0.444	0.204	0.130
	155	0.275	0.113	0.063	0.300	0.138	0.089	0.301	0.139	0.089
	350	0.236	0.098	0.055	0.259	0.120	0.078	0.260	0.122	0.079
	660	0.214	0.089	0.051	0.236	0.111	0.073	0.239	0.114	0.075
B	1768	0.222	0.096	0.057	0.250	0.124	0.086	0.257	0.132	0.093
	250	0.872	0.357	0.199	0.952	0.437	0.278	0.952	0.437	0.279
	350	0.619	0.254	0.141	0.676	0.311	0.198	0.676	0.311	0.199
	660	0.342	0.141	0.079	0.374	0.173	0.111	0.375	0.175	0.113
N	1820	0.199	0.085	0.050	0.222	0.108	0.073	0.227	0.113	0.078
	-200	0.224	0.093	0.052	0.246	0.115	0.075	0.247	0.116	0.076
	-100	0.106	0.044	0.024	0.116	0.054	0.035	0.116	0.054	0.035
	-40	0.089	0.036	0.020	0.097	0.045	0.029	0.097	0.045	0.029
	0	0.084	0.035	0.019	0.092	0.042	0.027	0.092	0.042	0.027
	155	0.070	0.029	0.017	0.077	0.036	0.024	0.078	0.037	0.024
	350	0.062	0.026	0.015	0.069	0.033	0.022	0.070	0.035	0.024
	660	0.059	0.026	0.016	0.067	0.034	0.024	0.069	0.036	0.026
	800	0.060	0.027	0.016	0.068	0.035	0.025	0.071	0.038	0.028
	1000	0.062	0.028	0.018	0.072	0.038	0.028	0.075	0.042	0.031
L	1200	0.065	0.030	0.019	0.076	0.041	0.031	0.081	0.046	0.035
	1300	0.068	0.032	0.020	0.080	0.044	0.033	0.085	0.049	0.038
	-200	0.069	0.029	0.017	0.076	0.036	0.024	0.077	0.037	0.025
	-100	0.053	0.022	0.013	0.059	0.028	0.018	0.059	0.028	0.018
	-40	0.045	0.019	0.010	0.049	0.023	0.015	0.050	0.023	0.015
	0	0.043	0.018	0.010	0.047	0.021	0.014	0.047	0.021	0.014
	155	0.040	0.017	0.010	0.044	0.021	0.014	0.045	0.022	0.015
	350	0.041	0.018	0.011	0.046	0.023	0.016	0.047	0.024	0.017
U	660	0.039	0.018	0.011	0.046	0.024	0.018	0.048	0.027	0.020
	900	0.035	0.017	0.011	0.042	0.023	0.017	0.045	0.026	0.021
	-80	0.072	0.030	0.017	0.079	0.037	0.024	0.079	0.037	0.024
	-40	0.062	0.026	0.014	0.068	0.031	0.020	0.068	0.032	0.020
	0	0.056	0.023	0.013	0.061	0.028	0.018	0.061	0.028	0.018
	155	0.045	0.019	0.011	0.049	0.023	0.015	0.050	0.024	0.016
	350	0.037	0.016	0.010	0.042	0.021	0.014	0.043	0.022	0.016
	600	0.034	0.015	0.010	0.039	0.021	0.015	0.041	0.023	0.017

[1] The index is based on the accuracy of the thermocouple electrical measurement of temperature scanner module, does not include the accuracy of the thermocouple itself and the fixed cold junction compensation at 0 °C.

[2] The highest temperature resolution is 0.0001 °C.

Thermistor Accuracy

Metrology Made Simple

Measurement Range	Scanning Speed	Resolution	24 Hour (23 ± 1) °C	90 Days (23 ± 5) °C	1 year (23 ± 5) °C	Excitation Current	Temperature Coefficient
(0-12) kΩ	Slow Speed	1 mΩ	10 ppm or 60 mΩ	30 ppm or 80 mΩ	40 ppm or 80 mΩ	10 μA	5 ppm + 10 mΩ
	Medium Speed	1 mΩ	10 ppm or 110 mΩ	30 ppm or 130 mΩ	40 ppm or 130 mΩ		
	Fast Speed	10 mΩ	10 ppm or 210 mΩ	30 ppm or 230 mΩ	40 ppm or 230 mΩ		
(10-120) kΩ	Slow Speed	10 mΩ	10 ppm	30 ppm	40 ppm	10 μA	5 ppm + 20 mΩ
	Medium Speed	10 mΩ	10 ppm + 80 mΩ	30 ppm + 80 mΩ	40 ppm + 80 mΩ		
	Fast Speed	100 mΩ	10.6 ppm + 200 mΩ	30.6 ppm + 200 mΩ	40.6 ppm + 200 mΩ		
(100-1000) kΩ	Slow Speed	0.1 Ω	50 ppm	80 ppm	100 ppm	1 μA	5 ppm + 1 Ω
	Medium Speed	0.1 Ω	50 ppm + 1 Ω	80 ppm + 1 Ω	100 ppm + 1 Ω		
	Fast Speed	1 Ω	51 ppm + 2 Ω	81 ppm + 2 Ω	101 ppm + 2 Ω		

[1] Accuracy Index: ± (ppm of reading or xxmΩ, whichever is greater).

[2] Temperature coefficient index: exceeds (18-28) °C range, increase (ppm reading + xxmΩ) / °C.

[3] Specifications are for 4-wire function.

Thermistor Temperature Accuracy

Type	Scanning Speed	Temperature	24 Hour / °C (23 ± 1) °C	90 Days / °C (23 ± 5) °C	1 year / °C (23 ± 5) °C
10 kΩ	Slow Speed	-40 °C	0.0007	0.0011	0.0014
		0 °C	0.0002	0.0006	0.0008
		50 °C	0.0004	0.0008	0.0011
		100 °C	0.0030	0.0039	0.0039
		150 °C	0.0130	0.0174	0.0174
	Medium Speed	-40 °C	0.0007	0.0011	0.0014
		0 °C	0.0002	0.0006	0.0008
		50 °C	0.0008	0.0010	0.0011
		100 °C	0.0054	0.0064	0.0064
		150 °C	0.0239	0.0282	0.0282
	Fast Speed	-40 °C	0.0007	0.0011	0.0014
		0 °C	0.0002	0.0006	0.0008
		50 °C	0.0016	0.0016	0.0016
		100 °C	0.0104	0.0104	0.0104
		150 °C	0.0456	0.0456	0.0456

[1] The indicator is based on the electrical accuracy of the 4-wire thermistor and does not include the accuracy of the thermistor itself.

[2] Temperature maximum Resolution is 0.0001 °C.

DC Voltage Accuracy

Test Range	Scanning Speed	Resolution	24 hours (23 ± 1) °C	90 days (23 ± 5) °C	1 year (23 ± 5) °C	Input Resistance	Temperature Coefficient
(-100-100) mV	Slow Speed	0.01 μV	5 ppm + 2 ppm	10 ppm + 4 ppm	14 ppm + 4 ppm	>10 GΩ or 10 MΩ	1 ppm + 0.1 μV
	Medium Speed	0.01 μV	5 ppm + 6 ppm	10 ppm + 8 ppm	14 ppm + 8 ppm		
	Fast Speed	0.1 μV	5 ppm + 22 ppm	10 ppm + 24 ppm	14 ppm + 24 ppm		
(-1-1) V	Slow Speed	0.1 μV	2 ppm + 0.3 ppm	8 ppm + 0.6 ppm	14 ppm + 0.6 ppm	>10 GΩ or 10 MΩ	1 ppm + 0.2 μV
	Medium Speed	0.1 μV	2 ppm + 1.3 ppm	8 ppm + 1.6 ppm	14 ppm + 1.6 ppm		
	Fast Speed	1 μV	2.6 ppm + 3.3 ppm	8.6 ppm + 3.6 ppm	14.6 ppm + 3.6 ppm		
(-10-10) V	Slow Speed	1 μV	2 ppm + 0.05 ppm	8 ppm + 0.08 ppm	14 ppm + 0.08 ppm	>10 GΩ or 10 MΩ	1 ppm + 0.3 μV
	Medium Speed	1 μV	2 ppm + 0.35 ppm	8 ppm + 0.38 ppm	14 ppm + 0.38 ppm		
	Fast Speed	10 μV	2.6 ppm + 1.05 ppm	8.6 ppm + 1.08 ppm	14.6 ppm + 1.08 ppm		
(-50-50) V	Slow Speed	10 μV	8 ppm + 1 ppm	32 ppm + 1 ppm	38 ppm + 1 ppm	10 MΩ	5 ppm + 5 μV
	Medium Speed	10 μV	8 ppm + 2 ppm	32 ppm + 2 ppm	38 ppm + 2 ppm		
	Fast Speed	100 μV	8.6 ppm + 7 ppm	32.6 ppm + 7 ppm	38.6 ppm + 7 ppm		

[1] Accuracy Index: ± (ppm of reading + ppm of FS).

[2] Temperature Coefficient index: Exceed the range of (18-28) °C, increase (ppm reading + xxμV) / °C.

[3] Any range, the maximum input voltage is 50 V.

DC Current Accuracy



Metrology Made Simple

Test Range	Scanning Speed	Resolution	24 hours (23 ±1) °C	90 days (23 ±5) °C	1 year (23 ±5) °C	Burden Voltage	Temperature Coefficient
(-100-100) µA	Slow Speed	0.01 nA	15 ppm + 3 ppm	50 ppm + 6 ppm	60 ppm + 6 ppm	<1 mV	8 ppm + 0.1 nA
	Medium Speed	0.01 nA	15 ppm + 7 ppm	50 ppm + 10 ppm	60 ppm + 10 ppm		
	Fast Speed	0.1 nA	15 ppm + 23 ppm	50 ppm + 26 ppm	60 ppm + 26 ppm		
(-1-1) mA	Slow Speed	0.1 nA	15 ppm + 0.6 ppm	50 ppm + 1 ppm	60 ppm + 1 ppm	<1 mV	8 ppm + 0.5 nA
	Medium Speed	0.1 nA	15 ppm + 1.6 ppm	50 ppm + 2 ppm	60 ppm + 2 ppm		
	Fast Speed	1 nA	15.6 ppm + 3.6 ppm	50.6 ppm + 4 ppm	60.6 ppm + 4 ppm		
(-10-10) mA	Slow Speed	1 nA	30 ppm + 3 ppm	75 ppm + 6 ppm	80 ppm + 6 ppm	<1 mV	8 ppm + 10 nA
	Medium Speed	1 nA	30 ppm + 7 ppm	75 ppm + 10 ppm	80 ppm + 10 ppm		
	Fast Speed	10 nA	30 ppm + 23 ppm	75 ppm + 26 ppm	80 ppm + 26 ppm		
(-100-100) mA	Slow Speed	10 nA	40 ppm + 0.6 ppm	75 ppm + 1 ppm	80 ppm + 1 ppm	<1 mV	8 ppm + 50 nA
	Medium Speed	10 nA	40 ppm + 1.6 ppm	75 ppm + 2 ppm	80 ppm + 2 ppm		
	Fast Speed	100 nA	40.6 ppm + 3.6 ppm	75.6 ppm + 4 ppm	80.6 ppm + 4 ppm		

[1] Accuracy Index: ± (ppm of reading + ppm of FS).

[2] Temperature Coefficient index: Exceed the range of range of (18-28) °C, increase (ppm reading + xx nA)/ °C.

[3] Input Protection 0.3A/600V Resettable PTC.

DC Resistance Accuracy

Test Range	Scanning Speed	Resolution	24 hours (23 ±1) °C	90 days (23 ±5) °C	1 year (23 ±5) °C	Excitation Current	Temperature Coefficient
(0-100) Ω	Slow Speed	0.01 mΩ	3 ppm + 1 ppm	13 ppm + 1.5 ppm	16 ppm + 1.5 ppm	1 mA	3 ppm + 0.01 mΩ
	Medium Speed	0.01 mΩ	3 ppm + 5 ppm	13 ppm + 5.5 ppm	16 ppm + 5.5 ppm		
	Fast Speed	0.1 mΩ	3 ppm + 21 ppm	13 ppm + 21.5 ppm	16 ppm + 21.5 ppm		
(0-1) kΩ	Slow Speed	0.1 mΩ	3 ppm + 0.2 ppm	12 ppm + 0.3 ppm	15 ppm + 0.3 ppm	1 mA	3 ppm + 0.02 mΩ
	Medium Speed	0.1 mΩ	3 ppm + 1.2 ppm	12 ppm + 1.3 ppm	15 ppm + 1.3 ppm		
	Fast Speed	1 mΩ	3.6 ppm + 3.2 ppm	12.6 ppm + 3.3 ppm	15.6 ppm + 3.3 ppm		
(0-10) kΩ	Slow Speed	1 mΩ	3 ppm + 0.3 ppm	12 ppm + 0.4 ppm	15 ppm + 0.4 ppm	0.1 mA	3 ppm + 0.2 mΩ
	Medium Speed	1 mΩ	3 ppm + 1.3 ppm	12.6 ppm + 1.3 ppm	15 ppm + 1.3 ppm		
	Fast Speed	10 mΩ	3.6 ppm + 3.3 ppm	12.6 ppm + 3.4 ppm	15.6 ppm + 3.4 ppm		
(0-100) kΩ	Slow Speed	10 mΩ	3 ppm + 0.2 ppm	12 ppm + 0.3 ppm	15 ppm + 0.3 ppm	0.1 mA	3 ppm + 20 mΩ
	Medium Speed	10 mΩ	3 ppm + 0.5 ppm	12 ppm + 0.6 ppm	15 ppm + 0.6 ppm		
	Fast Speed	100 mΩ	3.6 ppm + 1.3 ppm	12.6 ppm + 1.3 ppm	30.6 ppm + 1.3 ppm		
(0-1) MΩ	Slow Speed	0.1 Ω	10 ppm + 0.6 ppm	30 ppm + 1 ppm	40 ppm + 1 ppm	10 µA	5 ppm + 0.2 Ω
	Medium Speed	0.1 Ω	10 ppm + 1.2 ppm	30 ppm + 0.6 ppm	40 ppm + 0.6 ppm		
	Fast Speed	1 Ω	10 ppm + 2.6 ppm	30 ppm + 3 ppm	40 ppm + 3 ppm		
(0-10) MΩ	Slow Speed	1 Ω	50 ppm + 0.4 ppm	80 ppm + 1 ppm	100 ppm + 1 ppm	1 µA	10 ppm + 1 Ω
	Medium Speed	1 Ω	50 ppm + 1.4 ppm	80 ppm + 2 ppm	100 ppm + 2 ppm		
	Fast Speed	10 Ω	50 ppm + 4.4 ppm	80 ppm + 5 ppm	100 ppm + 5 ppm		
(0-100) MΩ	Slow Speed	10 Ω	150 ppm + 1 ppm	400 ppm + 4 ppm	500 ppm + 4 ppm	0.1 µA	50 ppm + 50 Ω
	Medium Speed	10 Ω	150 ppm + 6 ppm	400 ppm + 9 ppm	500 ppm + 9 ppm		
	Fast Speed	100 Ω	150 ppm + 11 ppm	400 ppm + 14 ppm	500 ppm + 14 ppm		

[1] Accuracy Index: ± (ppm of reading + ppm of FS).




[2] Temperature Coefficient index: Exceed the range of range of (18-28) °C, increase (ppm reading + xx Ω)/ °C.

[3] The above is a 4-wire measurement index.








[4] When the range is less than or equal to 10 kΩ, the default is automatic current reversal.








[5] Max Lead Resistance(4-wire ohms): 10 Ω per lead for 100 Ω & 1 kΩ ranges; 100 Ω per lead for 10 kΩ & 100 kΩ ranges; 1 kΩ per lead on all other ranges.

Ordering Information

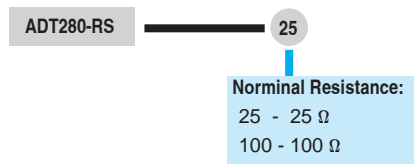
Model Number		
Model	Description	Picture
ADT286-110V ADT286-220V	Multifunction Reference Thermometer Readout base unit only	
ADT286-TS-PKG-110V ADT286-TS-PKG-220V	Multifunction Reference Thermometer Readout base unit with (1) Temperature Scanner Module (9051 cable not included)	
ADT286-PS-PKG-110V ADT286-PS-PKG-220V	Multifunction Reference Thermometer Readout base unit with (1) Process Scanner Module (9051 cable not included)	

Accessories

Accessories (Included)		
Standard Accessories	Quantity	Picture
Shorting Block (1210103531)	1 pc.	
USB Cable (UK-415) (1210200243)	1 pc.	
Test leads	4 sets (8 pcs)	
9026 4-Wire Test Leads (Only w/ ADT286-TS-PKG & ADT286-PS-PKG)	20 pcs	
Fuse (0213.315MXP) (for 110V units)	2 pcs	
Fuse (0218.160MXP) (for 220V units)	2 pcs	
9916-286 Carrying Case for ADT286,(2) scanner modules and reference probe w/wheels	1pc.	
ISO 17025 Accredited calibration	1 pc.	

Optional Accessories		
Model	Optional Accessories	Picture
9026	4-wire test leads(10-Pack)	
9051-10	Dsub Comm Cable=10 ft	
9051-33	Dsub Comm Cable=33 ft	
ADT286-DOCK	Remote Module Docking Station w/AC Adapter	
ADT286-TS	ADT286 Temperature Scanner Module	
ADT286-PS	ADT286 Process Scanner Module	
ADT280-RS-25	25 Ω Standard Reference Resistor	
ADT280-RS-100	100 Ω Standard Reference Resistor	

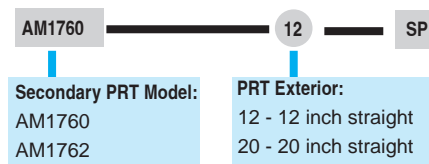
Standard Reference Resistor Ordering Information



ADT280-RS-X

Resistance Standards		
Specification	ADT280-RS-25	ADT280-RS-100
Nominal Resistance	25 Ω	100 Ω
Stability	5 ppm/year	5 ppm/year
Operating Temperature	23 °C±2 °C	23 °C±2 °C
Temperature Coefficient	0.5 ppm/°C	0.5 ppm/°C
Size	57 mm x 57 mm x 45 mm	57 mm x 57 mm x 45 mm
Weight	0.35 lb (160 g)	0.35 lb (160 g)
Excitation Current	1 mA	1 mA

Secondary Standard PRT Ordering Information



AM17XX-X-SP

■ Secondary Standard PRT Information

Specification	AM1760 Series	AM1762 Series
Temperature Range	-200 °C to 670 °C	-200 °C to 670 °C
Resistance at 0°C	Nominal 100 Ω	Nominal 25 Ω
Temperature Coefficient	0.003925 Ω / Ω / °C	
Accuracy	± 0.007 °C at -196 °C ± 0.006 °C at 0.01 °C ± 0.015 °C at 420 °C ± 0.025 °C at 660 °C	± 0.007 °C at -196 °C ± 0.006 °C at 0.01 °C ± 0.015 °C at 420 °C ± 0.025 °C at 660 °C
Drift	± 0.004 °C at TPW after 100 hours at 661 °C	
Short Term Stability	± 0.002 °C	
Thermal Shock	± 0.002 °C after 10 times thermal cycles from minimum to maximum temperatures	
Hysteresis	N/A	
Self-heating	0.0015 °C at 1 mA current	
Response Time	9 seconds for 63% response to step change in water moving at 3 feet per second	
Measurement Current	0.5 mA or 1 mA	
Sensor Length	42 mm	
Sensor Location	5 mm from tip	
Insulation Resistance	>1000 MΩ at room temperature	
Sheath Material	Inconel [™]	
Dimension	AM1760-12-SP 0.25 in dia X 12 in (6.35 mm X 305 mm) AM1760-20-SP 0.25 in dia X 20 in (6.35 mm X 500 mm)	AM1762-12-SP 0.25 in dia X 12 in (6.35 mm X 305 mm) AM1762-20-SP 0.25 in dia X 20 in (6.35 mm X 500 mm)
External Leads	Teflon [™] – insulated copper wire, 4 leads, 2.5 meters	
Handle Dimension	15 mm (OD) x 65 mm (L)	
Handle Temperature Range ^[1]	-50 °C to 160 °C	-50 °C to 180° C
Calibration	NIST traceable calibration w/ data included	

[1] Handle temperatures outside the usable will cause damage to the probe.

* PRT Information from www.accumac.com.

Additel 282

Dual-Channel Reference Thermometer Readout

- Reference Level Accuracies
- Dual Measurement Channels
- RTD and TC Inputs
- Smart Style Probe Connections
- Large Smartphone Like Touchscreen
- Differential Measurement Technology
- Bluetooth & USB Communications
- Built-in Sensor Library
- Datalogging
- IP67 Rated
- Rugged Handheld Construction
- Rechargeable Lithium Battery



OVERVIEW

Additel's 282 Reference Thermometer Readout delivers the best possible accuracies and features in the palm of your hand! With accuracy capabilities on par with laboratory grade thermometers, the ADT282 is capable of handling even your most critical measurements. This ultra-high precision readout features dual analog channels designed to facilitate comparison measurements and meet all of your temperature measurement needs. The easy to use touchscreen makes navigating the well-designed menus a time saving and enjoyable experience. The Lemo style smart connectors help to ensure that your probe calibration information is never in question. The ADT282 Reference Thermometer Readout helps makes metrology simple and will quickly become your new go-to when reliable temperature measurements are a must.

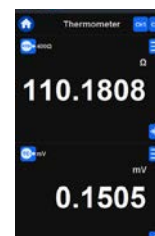


*Read up to two channels simultaneously

Main Features

1mk temperature resolution, 0.1mΩ/0.1uV electrical measurement resolution

Reliable temperature metrology requires a stable repeatable measurement device. The ADT282 supports stability and uniformity testing of liquid temperature baths, thermocouple calibration furnaces, and dry well calibrators. The highly accurate dual channels of the ADT282 support deviation and uniformity studies. A very capable standard is required for the measurement resolution of the thermometer readout in these situations. The ADT282's superior measurement performance and dual-channel configuration easily meet these measurement needs.



Main Features

Dual Channels

The model ADT282 includes dual inputs which provide support for a multitude of resistive type sensors (RTD's) as well as thermocouples (TC's). Both channels can be displayed simultaneously which allows for comparison measurements and a host of other statistical analysis capabilities. And the Additel 282 allows for easy differential measurement selection for T1-T2.



Reference Measurement Technology



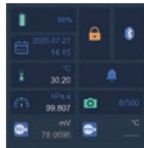
Additel's 282 Reference Thermometer Readout utilizes a ratio measurement technology which provides an unmatched performance in stability and drift. In order to ensure a very small temperature drift coefficient and reliable long-term stability, the ADT282 uses current reversal techniques to cancel EMF effects and a ratio technology to cancel the A/D converter offset. This highly advanced technology has not been available in a handheld device until now!

Smart Style Probe Connections

In order to facilitate quick and reliable probe connections, the ADT282 has been configured with smart connection ports for probes. Both channels atop the reference readout utilize 6 pin Lemo style smart connectors for RTD probes and mini-TC ports for thermocouple probes. The thermocouple connection points utilize an imbedded temperature sensor which allows for both internal and external cold junction compensation. With the smart probe connectors, the ADT282 utilizes a user-selectable probe lock feature to pair the probe with the channel it was calibrated with in a system calibration.



One Touch Control Center



In order to improve the user's experience and speed of use, we have designed a single touch menu option that navigates users to a control center panel. The functions from the control panel include: Date, Battery status, Screen lock, Bluetooth on/off, Speaker on/off, Snapshot, Smart diagnosis center button.

BlueTooth

The ADT282 comes with standard Bluetooth communications capabilities and is supported by Additel's Mobile Link App. This very useful feature will change the way you work as it provides a remote view of the ADT282 display at a distance, up to 20 meters on your personal mobile device.




Datalogging



Temperature sensors and instruments used in the field often require regular calibration. In many cases, the disassembly of equipment can impact productivity. Fixed sensors can be tested in process utilizing the ADT282 datalogging capabilities. In order to accurately monitor temperature changes, this process may take several minutes or even hours to complete. ADT282 has built-in powerful data logging function and supports multi-parameters data recording, trend curve display, partial curve observation, statistical result viewing, data storage capacity up to 8G to help with these applications.

Sensor Library

The ADT282 has an extensive built-in temperature sensor library, including ITS-90, CVD, Standard TC, 13 types of industrial RTDs and 15 types of industrial thermocouples, and also supports sensor customization. The user can also edit the probe coefficients according to the ITS-90, CVD formulas and the R0 parameter of the industrial RTDs. The extensive probe library capabilities also support coefficient input methods for standard thermocouple types.



SPECIFICATIONS

General Specifications

Technical Specifications	
Display	5.0 inch 480 x 800 TFT LCD capacitive screen
Size	16.97" x 4.13" x 2.04" (177 mm x 105 mm x 52 mm)
Weight	1.5 lbs. (0.65 Kg)
Power Supply	6600mAh, 23.8Wh lithium battery, charging time 4~6 hours, battery pack can be charged independent. Battery life typically 16 hours
Environment	Specification guaranteed temperature range: (10~30) °C Working Temperature: (-10~50) °C Storage temperature: (-20~70) °C Humidity: 0% ~ 95% RH, non-condensing
Warm-Up Time	10 minutes
Ports Protection Voltage	50V max
CE Certificate	TUV IEC61326, IEC61010
Rohs Compliance	Rohs II Directive 2011/65/EU, EN50581:2012
IP Protection Level	IP67, 1 meter drop test
Communication	Isolate USB-TYPEC (slave), Bluetooth BLE
Input Channels	CH1, CH2 analog channel, 6 pins smart lemo ports for RTD probe; MINI-TC ports for TC probe
Measurement Display	Single channel, dual channel, differential (e.g T1-T2)
Measuring Rates	CH1, CH2 analog channels alternately and cyclically measure RTD measuring rate: 1.6S/single channel, 1.6S/dual channel TC measuring rate: 0.8S/single channel, 0.8S/dual channel
Measurement Units	°C, °F, K
Statistics	Max, Min, Avg

Measurement Specifications

Specification		
PRT Measurement	RTD Types	ITS-90, CVD, Ohms, Pt100 (385), Pt10 (385), Pt25 (385), Pt50 (385), Pt100 (3916), Pt100 (3926), Pt100 (391), Cu100 (428), Cu50 (428), Cu10 (427), Ni100 (617), Ni100 (618), Ni120 (672), and custom RTD
	Resistance Accuracy	0~400Ω: ±0.5mΩ@ (0~20Ω), ±25ppm@ (20~400Ω)
	Measurement range	-200°C ~ 850°C
	Resolution	±0.1mΩ or 0.001°C
	Connection Type	4-wire smart connection
	Excitation Current	1 mA - alternating constant current
	Temperature Coefficient	±2ppm FS/°C (-10°C~10°C and 30°C~50°C)
TC Measurement	TC Types	mV, S, R, B, K, N, E, J, T, C, D, G, L, U, LR, A, 10uV/°C, 1mV/°C, Standard TC
	Electrical Measurement	-10~75mV: 50ppm RDG+2uV
	TC measurement range	-270°C ~ 1800°C
	Resolution	±0.1uV or 0.001°C
	Connection Type	Mini-TC
	CJC compensation methods	Internal, external or manual entry
	Temperature Coefficient	±5ppm FS/°C (-10°C~10°C and 30°C~50°C)
	Internal CJC Specification	±0.15°C (-10°C~50°C)

Accuracy Specifications

Accuracy (°C)										
T, °C	Rx, Ω	ADT282 readout only (°C)	Readout with selected Probe Accuracy (°C)*							
			AM1760	AM1751	AM1730	AM1640	AM1660	AM1710	AM1612-2	AM1612-1
-200	18	0.005	0.013	0.021	0.021	0.053	0.053	n/a	0.072	n/a
-40	84	0.005	0.013	0.018	0.018	0.042	0.042	0.018	0.051	0.051
0	100	0.006	0.009	0.014	0.014	0.036	0.036	0.014	0.051	0.051
100	140	0.009	[1]	[1]	[1]	[1]	[1]	0.019	0.051	0.051
160	163	0.011	[1]	[1]	[1]	[1]	[1]	0.023	0.052	0.052
232	190	0.013	0.019	0.024	0.024	0.059	0.059	n/a	n/a	n/a
420	257	0.018	0.027	0.033	0.033	0.077	0.077	n/a	n/a	n/a
660	338	0.026	0.040	0.046	n/a	n/a	0.109	n/a	n/a	n/a

Note: [1] - These are non-standard calibration points, some probes are not calibrated at 100°C and/or 160°C.

*Includes readout accuracy, probe calibration, and probe drift. (K=2)

Thermocouple Measurement

Thermocouple Measurement (Environment Temperature: 20±10°C)				
Type	Temperature Range (°C)		Accuracy (°C) External CJC compensation (1 year)	Accuracy (°C) Internal CJC compensation (1 year)
S	-50 to 1768	-50~0	0.51	0.53
		0~100	0.37	0.40
		100~1768	0.28	0.32
R	-50 to 1768	-50~0	0.54	0.56
		0~200	0.38	0.41
		200~1768	0.25	0.29
B	0 to 1820	200~300	1.01	1.02
		300~500	0.66	0.68
		500~800	0.41	0.44
		800~1820	0.28	0.32
K	-270 to 1372	-250 to -200	0.48	0.50
		-200 to -100	0.15	0.21
		-100 to 600	0.08	0.17
		600 to 1372	0.14	0.21
N	-270 to 1300	-250 to -200	0.76	0.77
		-200 to -100	0.22	0.27
		-100 to 1300	0.12	0.19
E	-270 to 1000	-250~-200	0.26	0.30
		-200~-100	0.10	0.18
		-100~700	0.06	0.16
		700~1000	0.08	0.17
J	-210~1200	-210~-100	0.13	0.20
		-100~700	0.06	0.16
		700~1200	0.10	0.18
T	-270 to 400	-250~-100	0.36	0.39
		-100~0	0.08	0.17
		0~400	0.05	0.16
C	0 to 2315	0 to 1000	0.16	0.22
		1000 to 1800	0.26	0.30
		1800 to 2315	0.42	0.45

SPECIFICATIONS

Thermocouple Measurement (Environment Temperature: 20±10°C)				
Type	Temperature Range (°C)		Accuracy (°C) External CJC compensation (1 year)	Accuracy (°C) Internal CJC compensation (1 year)
D	0~2315	0~100	0.21	0.26
		100~1200	0.16	0.22
		1200~2000	0.27	0.31
		2000~2315	0.42	0.45
G	0 to 2315	50~100	0.60	0.62
		100~200	0.38	0.41
		200~400	0.24	0.28
		400~1500	0.16	0.22
		1500~2315	0.32	0.35
L	-200 to 900	-200 to -100	0.07	0.17
		-100 to 400	0.06	0.16
		400 to 900	0.07	0.17
U	-200 to 600	-200 to 0	0.14	0.21
		0 to 600	0.05	0.16
LR	-200~800	-200~0	0.09	0.17
		0~800	0.06	0.16
A	0~2500	0~1200	0.20	0.25
		1200~2000	0.33	0.36
		2000~2500	0.48	0.50

Notes:

1. The index is based on the accuracy of the thermocouple electrical measurement, does not include the accuracy of the thermocouple itself and the fixed cold junction compensation at 0 °C.
2. Combined accuracy specifications of probe and readout are calculated using the RSS method.
3. Additel provides standard S-typeTC probe with MINI-TC connector.

Ordering Information

Model Number

ADT282

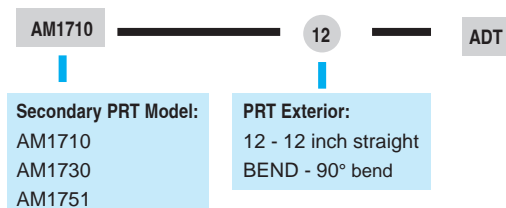
Accessories

Accessories (Included)		
Model	Description	QTY
9813-X	Power Adapter, external power adapter for Additel 282 Thermometer Readout	1 pc
9704	Chargeable Li-ion battery	1 pc
	ISO 17025 accredited calibration certificate	1 pc

Optional Accessories	
Model	Description
9052	USB Cable (TYPE - A to C)
9070	Smart connector for reference PRT used with ADT875, ADT878, and ADT282
9071	Connector Adapter from smart connector to 4-wire with gold-plated spades for AM17XX PRTs
9072	Smart connector with clamps
9080	Cable kits (including TC plug, compensation cable, S,R,K,J,T,E,N)
9918-SC	Soft carrying case, with space for instrument, test leads, and accessories
9905	Carrying case for handheld calibrators and readouts with space for two PRTs

*See next page for ordering info regarding common probes used with the ADT282.

Secondary PRT Ordering Information



AM17XX-12-ADT

Secondary PRT Information

Specification	AM1710 Series	AM1730 Series	AM1751 Series
Temperature Range	-60°C to 160°C	-200°C to 420°C	-200°C to 670°C
Resistance at 0°C	Nominal 100Ω		
Temperature Coefficient	0.003925 Ω / Ω / °C		
Accuracy	± 0.025°C at -40°C ± 0.015°C at 0.01°C ± 0.025°C at 160°C	± 0.025°C at -196°C ± 0.015°C at 0.01°C ± 0.035°C at 420°C	± 0.025°C at -196°C ± 0.015°C at 0.01°C ± 0.035°C at 420°C ± 0.05°C at 661°C
Drift	± 0.01°C at TPW after 100 hours at 160°C	± 0.01°C at TPW after 100 hours at 420°C	± 0.01°C at TPW after 100 hours at 661°C
Short Term Stability	± 0.007°C		
Thermal Shock	± 0.005°C after 10 times thermal cycles from minimum to maximum temperatures		
Hysteresis	<=0.005°C		
Self-heating	50 mW/°C		
Response Time	9 seconds for 63% response to step change in water moving at 3 feet per second		
Measurement Current	0.5 mA or 1 mA		
Sensor Length	32 mm		
Sensor Location	5 mm from tip		
Insulation Resistance	>1000 MΩ at room temperature		
Sheath Material	Stainless Steel	Inconel™	
Dimension	AM1710-12-ADT 0.25 in dia X 12 in (6.35 mm X 305 mm)	AM1730-12-ADT 0.25 in dia X 12 in (6.35 mm X 305 mm)	AM1751-12-ADT 0.25 in dia X 12 in (6.35 mm X 305 mm)
	AM1710-BEND-ADT 0.25 in dia X 12 in (6.35 mm X 305 mm), 90° bend at 7.4 inch (190 mm) from probe end	AM1730-BEND-ADT 0.25 in dia X 12 in (6.35 mm X 305 mm), 90° bend at 9.6 inch (245 mm) from probe end	AM1751-BEND-ADT 0.25 in dia X 12 in (6.35 mm X 305 mm), 90° bend at 9.6 inch (245 mm) from probe end
External Leads	Teflon™ –insulated copper wire, 4 leads, 2.5 meters		
Handle Dimension	15 mm (OD) x 65 mm (L)		
Handle Temperature Range ^[1]	-50°C to 160°C	-50°C to 180°C	
Optional Calibration	NIST traceable calibration and data available per request		

[1] Handle temperature outside this range will cause damage to the probe.

* PRT Information from www.accumac.com

Additel 878

Reference Dry Well Calibrators



- Three models ranging from -40°C to 700°C
- Reference level performance in accuracy, stability and uniformity
- Quick to temperature
- Two-channel readout measures RTDs and TCs, and provides task documentation
- Full HART communicator (PC Option)
- Optional external temperature control
- Wi-Fi and Bluetooth capable
- Color touch screen display
- Quick-Push connectors (PC Option)
- Set point control by reference
- Self-calibration feature
- Optional TPW kit for built-in automatic realization (ADT878-160 only)
- Built-in automatic PRT annealing feature (ADT878-700 only)

OVERVIEW

We are taking temperature calibration to the next level with the Additel 878 Reference Dry Well Calibrators. If you are looking for the best dry well on the market, then look no further! Additel's commitment to continuous improvement, quality and time saving features are on full display in the ADT878 series. With three models to choose from, ranging from -40 to 700°C, you will find the perfect fit for your calibration needs. The Process Calibrator option adds an external reference input, a two-channel readout for UUT's and a full complement of capabilities to help with everything from measuring temperature sensors, to calibrating thermocouples, self-calibrating the Reference Well and configuring HART transmitters. Each unit comes standard with a large touchscreen display, dual-zone control and Additel's commitment to the best customer service in the industry. We are certain that you will be blown away by the outstanding performance of these game-changing Reference Dry Wells!



Metrology Made Simple

Process Calibrator Option

Each model can be purchased with our Process Calibrator (PC) option. This option combines the many features found in a fully functional HART documenting process calibrator with the reference grade dry well. This option includes the ability to measure a reference PRT, with virtually any connection type, and two device under test channels which can measure, mA, voltage, switch, RTD or thermocouple. In addition to these measurement functions, this calibrator has full documenting capability of creating tasks, saving as found and as left results, as well as communication with HART-smart transmitters. The process calibrator option also has an on board full HART communicator which allows users to read, configure and calibrate HART transmitters. The snap shot feature allows you to capture all information displayed on the screen with the push of a button. This optional add-on allows for data logging of all channels on an auto step function. By utilizing the reference PRT, you can select to control to the dry well set point using the internal sensor or the external reference PRT.

Self-Calibration

We believe using an external reference probe as your standard is the best way to perform your temperature calibration. But we also recognize this method is not always necessary or convenient and depending on the application, using the internal control sensor would be preferred. Traditionally, the internal control sensor has a wide accuracy which can largely be contributed to its long-term drift. We've built-in a self-calibration feature allowing you to run an automated calibration of the internal control sensor using your external reference. With literally a few selections the calibration will run automatically giving you a fresh, traceable calibration of the control sensor which will improve its accuracy as you will not have to account for its long term drift when used as the reference.

Automation Features

Traditionally, dry wells were simply a stable heat source. To enhance the usability of our Reference Dry Wells, we've added automation features enabling you to utilize these amazing devices as a highly stable heat source, triple point of water maintenance apparatus, and annealing furnace.

Combined with the ADT878-TPW-KIT, the ADT878-160 Reference Dry Well can be used to automatically realize and maintain a triple point of water cell. Traditional methods take time and practice to realize the triple point of water. Additel has now simplified this process with an automatic TPW realization feature. Simply insert the cell and PRT into the Reference Dry Well and run the procedure. The automation in the firmware will alert when the cell is super cooled. Remove the cell and give it a shake and now you can maintain the triple point in the reference well. This is very useful to check the drift of your PRT. For more information, please see our ADT878-TPW-KIT data sheet.


When you purchase our 700°C Reference Dry Well, you will find our automatic annealing feature used to anneal PRTs. We have preconfigured annealing procedures that set the temperature annealing time and cool down rate. This feature, also lets you create your own annealing procedures.

FEATURES

Specification	Display
Task	<div> <div>Set point °C</div> <div>Standard °C</div> <div>Indication °C</div> <div>Error °C</div> </div> <div>Repeat 1</div> <div>20.0 19.968 22.019 2.051</div> <div>40.0 39.875 39.497 -0.378</div> <div>60.0 60.015 60.067 0.052</div> <div>80.0 80.081 81.070 0.989</div> <div>100.0 100.040 101.223 1.197</div>
mA Measurement	<div>19:54 2000-03-04</div> <div>CH1 (-30 ~ 30) mA</div> <div>5.0006 mA</div> <div>INT 10.000</div> <div>10.005 °C</div>



Non-PC version PC version



Process Calibrator
Optional Electronics

FEATURES

Specification	Display 1	Display 2
Auto Step		
Remote Control		
Data Logging		
HART Communicator		
TPW Cell Realization		

SPECIFICATIONS



Metrology Made Simple

Reference Dry Well Specifications

Specification	878-160	878-425	878-700
Temperature Range at 23°C	-40°C to 160°C	33°C to 425°C	33°C to 700°C
Display Accuracy	±0.1°C at Full Range	±0.2°C at Full Range	±0.20°C at 33°C
			±0.20°C at 425°C
			±0.25°C at 660°C
Stability (30 min)	±0.005°C at Full Range	±0.010°C at 100°C	±0.010°C at 100°C
		±0.015°C at 225°C	±0.020°C at 425°C
		±0.020°C at 425°C	±0.030°C at 700°C
Axial Uniformity at 60 mm (2.4 in)	±0.035°C at -40°C	±0.10°C at 100°C	±0.10°C at 100°C
	±0.020°C at 0°C	±0.15°C at 225°C	±0.25°C at 425°C
	±0.050°C at 160°C	±0.25°C at 425°C	±0.40°C at 700°C
Axial Uniformity at 80 mm (3.15 in)	±0.050°C at -40°C	±0.15°C at 100°C	±0.15°C at 100°C
	±0.040°C at 0°C	±0.20°C at 225°C	±0.30°C at 425°C
	±0.050°C at 160°C	±0.30°C at 425°C	±0.60°C at 700°C
Radial Uniformity	±0.01°C at Full Range	±0.025°C at 100°C	±0.025°C at 100°C
		±0.030°C at 225°C	±0.040°C at 425°C
		±0.040°C at 425°C	±0.060°C at 700°C
Loading Effect	±0.08°C (Display Sensor)	±0.05°C (Display Sensor)	±0.02°C at 100°C
			±0.05°C at 425°C
			±0.15°C at 700°C
	±0.010°C (External Sensor)	±0.01°C (External Sensor)	±0.01°C at 100°C
			±0.02°C at 425°C
±0.03°C at 700°C			
Hysteresis (Display Sensor)	0.025°C	0.04°C	0.07°C
Environmental Conditions	8°C to 38°C guaranteed accuracy		
	0°C to 50°C, 0% to 90% RH non-condensing		
Storage Conditions	-20°C to 60°C		
IP Rating	IP20		
Immersion Depth	160 mm (6.30 in)	193 mm (7.60 in)	
Insert OD	31.9 mm (1.26 in)	30.8 mm (1.21 in)	
Heating Time	4 min: -40°C to 23°C	15 min: 23°C to 425°C	25 min: 23°C to 700°C
	10 min: 23°C to 160°C		
Cooling Time	8 min: 160°C to 23°C	24 min: 425°C to 100°C	30 min: 700°C to 100°C
	15 min: 23°C to -40°C	15 min: 100°C to 50°C	15 min: 100°C to 50°C
Typical Time to Stability	10 min		
Resolution	0.001°C		
Units	°C, °F, and K		
Display	6.5 in (165 mm) color touch screen		
Size (H x W x D)	170 x 345 x 330 mm (6.69 x 13.58 x 13.0 in)		
Weight	11.2 kg (24.7 lbs)	9.7 kg (21.4 lbs)	
Power Requirements	90-254 VAC, 45-65 Hz, 580 W	90-254 VAC, 45-65 Hz, 1400 W	
Communication	USB A, USB B, RJ45, WiFi, Bluetooth		
Localization	English, Chinese, Japanese, Russian, German, French, Italian, and Spanish		
Warranty	1 year		

Input Specifications (Process Calibrator [PC] Option)

Specification	Description
Readout Accuracy for 100 ohm PRT (Probe Accuracy Not Included)	±0.005°C at -40°C
	±0.006°C at 0°C
	±0.008°C at 50°C
	±0.009°C at 100°C
	±0.011°C at 160°C
	±0.015°C at 300°C
	±0.019°C at 425°C
	±0.026°C at 660°C
	±0.028°C at 700°C
Readout Resolution	0.1 mΩ
Reference Resistance Temperature Measurement Range	-200°C to 962°C
Reference Resistance Accuracy	0Ω to 50Ω: ±1.25mΩ
	50Ω to 400Ω: ±0.0025% RD
Reference Characterizations	ITS-90, CVD, IEC-751
Reference Measurement Capability	4-wire PRT
Reference Probe Connection	6-pin lemo smart connector and Quick-Push connectors to accept banana, mini-banana, large & small spade lug and bare wire connections
RTD Channels	2 channels. Both accept 2, 3, or 4-wire RTDs
RTD Measurement Accuracy (excl sensor)	0Ω - 25Ω: ±0.002Ω
	25Ω - 400Ω: 0.004% RD
	400Ω - 4kΩ: 0.005% RD
RTD Measurement Resolution	0.1mΩ
RTD Measurement Resistance Range	0Ω to 4KΩ
RTD Characterizations	PT10, PT25, PT50, PT100, PT200, PT500, PT1000, CU10, CU50, CU100, NI100, NI120
RTD Connection	Quick-Push connectors accept banana, mini-banana, large & small spade lug and bare wire connections
TC Channel	2
TC Measurement Channels	Accepting S, R, K, B, N, E, J, T, C, D, G, L, and U
TC Range	-75 mV to 75 mV
TC Resolution	0.1 μV
TC Voltage Accuracy	0.01% RD + 5 μV
Internal CJC Accuracy	±0.2°C (ambient from 0°C to 50°C)
Current Range	-30 mA to 30 mA
Current Accuracy	0.01% RD + 2 μA
Current Resolution	0.1 μA, Input Impedance: < 10Ω



Specification	Description
Voltage Ranges	-12 V to 12 V and -30 V to 30 V
Voltage Accuracy	±0.01% RD + 0.6 mV
Voltage Resolution	0.1 mV; Input impedance: >1MΩ
Switch Test	Mechanical or Electrical
DC 24V Output	24 V ±0.5 V, MAX 60 mA
Hart Communicator	Read, configure and calibrate HART devices - DD files updated periodically Optional - (order ADT875PC)
Documentation	Up to 1,000 tasks which store up to 10 results each containing as found and as left data. Snap shot feature allows for screen captures. Records auto step and ramp functions.
Temperature Coefficient 0°C to 13°C and 33°C to 50°C	ADT878 (PC)-160: ±0.005°C/°C
	ADT878 (PC)-425/700: ±0.005°C/°C
	Ref Readout: ±1 ppm FS/°C
	RTD Readouts: ±1 ppm FS/°C
	TC Readouts: ±5 ppm FS/°C
	Current: ±5 ppm FS/°C
	Voltage: ±5 ppm FS/°C

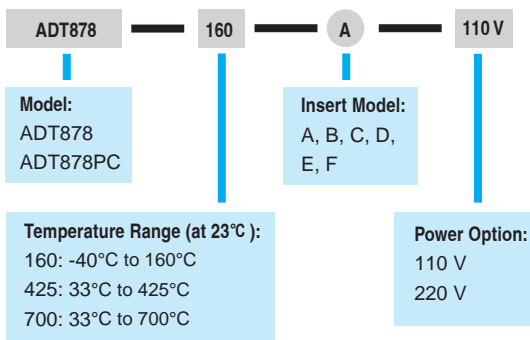
TC Measurement Specification and Calculation (Process Calibrator [PC] Option)

TC Type	Temperature (°C)	Error (°C) ^[1]	TC Type	Temperature (°C)	Error (°C) ^[1]
B	250	±1.99	T	-200	±0.28
	300	±1.65		-40	±0.14
	425	±1.18		0	±0.13
	660	±0.81		160	±0.11
	700	±0.77		300	±0.11
	1768	±0.56		400	±0.11
K	-200	±0.29	N	-200	±0.46
	-40	±0.13		-40	±0.20
	0	±0.13		0	±0.19
	160	±0.14		160	±0.17
	300	±0.15		300	±0.17
	425	±0.16		425	±0.17
	660	±0.18		660	±0.19
	700	±0.19		700	±0.19
E	1000	±0.31	S	1000	±0.27
	-200	±0.16		-50	±1.25
	-40	±0.09		-40	±1.17
	0	±0.09		0	±0.93
	160	±0.08		160	±0.63
	300	±0.09		300	±0.57
	425	±0.10		425	±0.55
	660	±0.12		660	±0.54
J	700	±0.13	R	700	±0.53
	1000	±0.17		1768	±0.66
	-210	±0.22		-50	±1.33
	-40	±0.10		-40	±1.23
	0	±0.10		0	±0.95
	160	±0.11		160	±0.61
	300	±0.12		300	±0.54
	425	±0.13		425	±0.51
	660	±0.14		660	±0.48
	700	±0.14		700	±0.48
	1000	±0.21		1768	±0.58

[1] Excluding cold junction compensation errors.


Ordering Information

Model Number

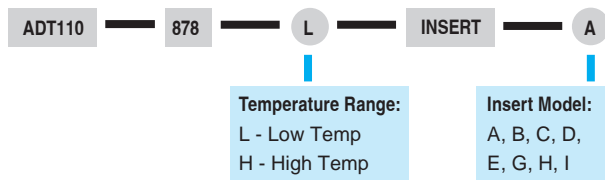


Accessories

Standard Accessories










Model	Quantity	Picture
Reference Dry Well and selected insert	1 pc.	
Power cable	1 pc.	
USB Cable	1 pc.	
Insert removal tool	1 pc.	
Thermal Shield (ADT878/PC-425/700 only)	1 pc.	
Silica gel plugs (ADT878/PC-160 only)	1 set (3 pcs.)	
Insulation plug (ADT878/PC-160 only)	1 pc.	
Test leads (ADT878PC only)	2 sets (4 pcs.)	
ISO 17025 Accredited calibration	1 pc.	

Insert Ordering Information



Metrology Made Simple

Optional Accessories

Model	Description	Picture
9915-878	Carry Case for ADT878-160/425/700 with wheels	
ADT110-878-X-INSERT-X	Insert for ADT878, see insert ordering information on the next page	
AM17XX-12-ADT	Secondary PRT with dry well connector, see PRT information on the next page	
AM17XX-BEND-ADT	Bend Secondary PRT with dry well connector, see PRT information on the next page	
9070	Smart connector for reference PRT used with ADT878 Dry Well Calibrator	
9071	Connector Adapter from smart connector to 4-wire with gold-plated spades for ADT878 Dry Well Calibrator	
9072	Smart connector with clamps for reference PRT used with ADT878 Dry Well Calibrator	
9080	Cable Kit (includes TC plug, compensation cable, S,R,K,J,T,E,N)	
ADT878-TPW-KIT	Triple point of water cell kit (see ADT878-TPW-KIT for details)	

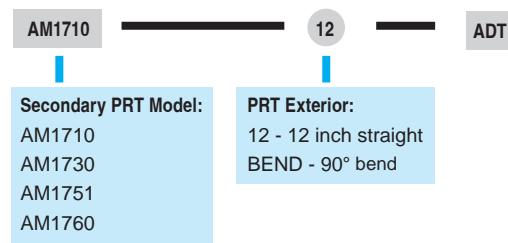
Insert Information

Insert Information

Model	Specification	Model	Specification
A	High Temp 1/4 in 3/8 in 1/4 in 1/4 in Low Temp	E	High Temp 3mm 10mm 4mm 8mm Low Temp
B	High Temp 1/4 in 3/8 in 3/16 in 1/4 in Low Temp	G	High Temp 1/4 in 8mm 3mm 4mm Low Temp
C	High Temp 1/4 in 1/4 in 1/4 in 1/4 in Low Temp	H	High Temp 6mm 12mm 4mm 8mm Low Temp
D	High Temp 4mm 1/4 in 3mm 6mm Low Temp	I	High Temp 1/4 in 1/4 in 1/4 in 1/4 in Low Temp

* Updated insert information at
www.additel.com

Secondary PRT Ordering Information



AM17XX-12-ADT

Secondary PRT Information

AM17XX-BEND-ADT

Specification	AM1710 Series	AM1730 Series	AM1751 Series	AM1760 Series
Temperature Range ^[3]	-60°C to 160°C	-200°C to 420°C	-200°C to 670°C	-200°C to 670°C
Resistance at 0°C	Nominal 100Ω			
Temperature Coefficient	0.003925 Ω / Ω / °C			
Calibrated Accuracy (k=2) ^{[2][3]}	± 0.025°C at -40°C ± 0.015°C at 0.01°C ± 0.025°C at 160°C	± 0.025°C at -40°C ± 0.015°C at 0.01°C ± 0.035°C at 420°C	± 0.025°C at -40°C ± 0.015°C at 0.01°C ± 0.035°C at 420°C ± 0.05°C at 661°C	±0.010°C at -196°C ±0.006°C at 0.01°C ±0.015°C at 420°C ±0.025°C at 661°C
Drift	± 0.01°C at TPW after 100 hours at 160°C	± 0.01°C at TPW after 100 hours at 420°C	± 0.01°C at TPW after 100 hours at 661°C	± 0.004°C at TPW after 100 hours at 661°C
Short Term Stability	± 0.007°C			± 0.002°C
Thermal Shock	± 0.005°C after (10) thermal cycles from minimum to maximum temperatures			±0.002°C after (10) thermal cycles from minimum to maximum temperatures
Hysteresis	<=0.005°C			<=0.001°C
Self-heating	50 mW/°C			0.0015°C at 0.5mA
Response Time	9 seconds for 63% response to step change in water moving at 3 feet per second			
Measurement Current	0.5 mA or 1 mA			
Sensor Length	32 mm			42 mm
Sensor Location	5 mm from tip			
Insulation Resistance	>1000 MΩ at room temperature			
Sheath Material	Stainless Steel	Inconel™		
Dimension	AM1710-12-ADT 0.25 in dia X 12 in (6.35 mm X 305 mm)	AM1730-12-ADT 0.25 in dia X 12 in (6.35 mm X 305 mm)	AM1751-12-ADT 0.25 in dia X 12 in (6.35 mm X 305 mm)	AM1760-12-ADT 0.25 in dia X 12 in (6.35 mm X 305 mm)
	AM1710-BEND-ADT 0.25 in dia X 12 in (6.35 mm X 305 mm), 90° bend at 7.4 inch (190 mm) from probe end	AM1730-BEND-ADT 0.25 in dia X 12 in (6.35 mm X 305 mm), 90° bend at 9.6 inch (245 mm) from probe end	AM1751-BEND-ADT 0.25 in dia X 12 in (6.35 mm X 305 mm), 90° bend at 9.6 inch (245 mm) from probe end	AM1760-BEND-ADT 0.25 in dia X 12 in (6.35 mm X 305 mm), 90° bend at 9.6 inch (245 mm) from probe end
External Leads	Teflon™ –insulated copper wire, 4 leads, 0.8 meters			
Handle Dimension	15 mm (OD) x 65 mm (L)			
Handle Temperature Range ^[1]	-50°C to 160°C	-50°C to 180°C		
Calibration	NIST traceable calibration with data included. Accredited calibration available per request.			

[1] Handle temperatures outside this range will cause damage to the probe.

[2] Includes calibration and 100 hour drift.

[3] Probe calibration ranges may differ from probe temperature ranges (see Calibrated Accuracy for calibration ranges).

* PRT Information from www.accumac.com

ADT878-TPW-KIT

Triple Point of Water Realization Kit



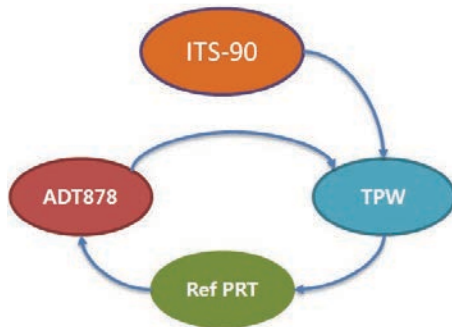
- One touch TPW cell realization
- Extremely affordable intrinsic standard
- Self-calibration feature
- Automatically update reference probe TPW values
- Easily maintain temperature working standards
- Fully self-contained

OVERVIEW

The Additel 878 TPW Kit provides everything you need to utilize our model ADT878-160 Reference Dry Well as an intrinsic standard. The triple point value (0.01°C) is key to ITS-90 temperature probe calibration work. Traditional methods take time and practice to realize the triple point of water. Additel has now simplified this process with an automatic TPW realization feature. Simply insert the cell and PRT into the Reference Dry Well and run the preprogrammed procedure. The automation in the firmware will alert when the cell is super cooled. Remove the cell and give it a shake and now you can maintain the triple point in the reference well. With the help of this easy to use kit, users can quickly and easily realize and maintain our custom fit TPW cell, then record/update those ever critical TPW values for all your PRTs.

Accuracy Verification Loop

The triple point of water (TPW) is a critical intrinsic standard and ITS-90 reference point that every owner of a reference PRT or SPRT should have. Using the TPW to check reference temperature probes is the most convenient and affordable way to ensure confidence in your measurements. By regularly checking the drift of your temperature sensor, you can know with certainty if your sensor is in tolerance or not. The International Temperature Scale of 1990 (ITS-90) supports the TPW to be a reliable standard to check your reference PRT. By using the ADT878-160 Reference Dry Well, you can maintain and realize the TPW cell, which in turn can verify your reference PRT. This helps to bring everything full circle, the reference PRT can be used in the self-calibration mode to validate the display accuracy of the ADT878.

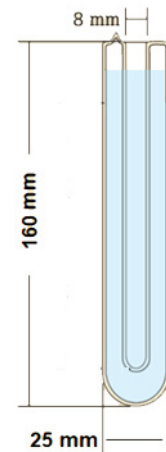


Accuracy Verification Loop

SPECIFICATIONS

Specification	Display
Uncertainty	<0.0005°C ^[1]
Immersion depth/ID	115 mm X 8 mm
External Dimensions	160 mm X 25 mm
Cell material	Borosilicate Glass
Realization time	20 mins
Estimated working time	2 hours
Recommended thermal Fluid	Ethanol
Warranty	1 year

[1] Specification relates to the overall uncertainty when using the shake method of realizing the cell and maintaining it in the ADT878-160. Call for more info.



TPW Cell Size

Ordering Information

Model Number

ADT878 — TPW — KIT

Accessories

Included Accessories		
Model	Description	Picture
1520000292	TPW cell, 1 pc.	
1223000410	Cell basket, 1 pc.	
1223000411	Basket cover, 1 pc.	
1223000412	Basket cover with hole, 1 pc.	
1520000291	Support ring, 1 pc	
1810298249	Cell removal tool, 1 pc	
1520000290	Bottom cushion, 1 pc.	

Additel 875 Series Dry Well Calibrators



- Three models ranging from -40°C to 660°C
- Portable, rugged, and quick to temperature
- Metrology-level performance in stability, uniformity, accuracy and loading effect
- Dual-zone control
- Full HART field communicator
- Process calibrator option provides a multi-channel readout for a reference thermometer, RTDs and TCs, task documentation , and HART communication
- Color touch screen display
- Choose your own range option
- Set point control by reference
- Self-calibration feature

OVERVIEW

If you are serious about portable temperature calibration tools, then you know a good dry well calibrator is more than just a stable heat source. The Additel 875 Series Dry Well Calibrators combine excellent performance in stability, radial and axial uniformity, and loading with speed, ruggedness and portability. But we don't stop there! The Process Calibrator option adds the capabilities of a three-channel thermometer readout and a documenting process calibrator. We've also incorporated a unique option to select your own temperature range within the range of the model selected. We're calling this the CYOR option or Choose Your Own Range option. When you purchase the CYOR option, you pick the upper and lower temperature range needed and we calibrate and optimize the dry well's performance over your selected range. Each unit has a color touch screen display, dual-zone control, and much more. You are just going to love these new dry wells!

Process Calibrator Option

Each model offer has a Process Calibrator (PC) option. This process calibrator option combines the many features found in a fully functional HART documenting process calibrator with the temperature dry well. This option includes the ability to measure a reference PRT and two devices under test channels which can measure, mA, voltage, switch, RTD or thermocouple. In addition to these measurement functions, this calibrator has full documenting capability of creating tasks, saving as found and as left results, as well as reading, configuring and calibrating HART capable transmitters. The snap shot feature allows you to capture all information displayed on the screen with the push of a button. This optional add-on allows for data logging of all channels on an auto step function and a ramp function. By utilizing the reference PRT, you can select to control to the dry well set point using the internal sensor or the external reference PRT.

Self-Calibration

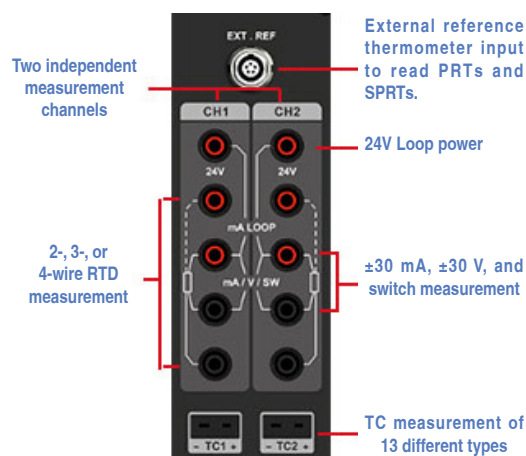
We believe using an external reference probe as your standard is the best way to perform your temperature calibration. But we also recognize this method is not always necessary or convenient and depending on the application, using the internal control sensor would be preferred. Traditionally, the internal control sensor has a wide accuracy which can largely be contributed to its long-term drift. We've built-in a self-calibration feature allowing you to run an automated calibration of the internal control sensor using your external reference. With literally a few selections the calibration will run automatically giving you a fresh, traceable calibration of the control sensor which will improve its accuracy as you will not have to account for its long term drift when used as the reference.

FEATURES

Specification	Display																														
Task	<table><thead><tr><th rowspan="2">Set point °C</th><th rowspan="2">Standard °C</th><th colspan="2">[CH1]</th></tr><tr><th>Indication °C</th><th>Error °C</th></tr></thead><tbody><tr><td colspan="4">Repeat 1</td></tr><tr><td>20.00</td><td>20.00</td><td>20.08</td><td>0.08</td></tr><tr><td>40.00</td><td>40.01</td><td>39.95</td><td>-0.06</td></tr><tr><td>60.00</td><td>59.99</td><td>59.93</td><td>-0.06</td></tr><tr><td>80.00</td><td>79.98</td><td>80.04</td><td>0.06</td></tr><tr><td>100.00</td><td>80.25</td><td>80.05</td><td></td></tr></tbody></table>	Set point °C	Standard °C	[CH1]		Indication °C	Error °C	Repeat 1				20.00	20.00	20.08	0.08	40.00	40.01	39.95	-0.06	60.00	59.99	59.93	-0.06	80.00	79.98	80.04	0.06	100.00	80.25	80.05	
Set point °C	Standard °C			[CH1]																											
		Indication °C	Error °C																												
Repeat 1																															
20.00	20.00	20.08	0.08																												
40.00	40.01	39.95	-0.06																												
60.00	59.99	59.93	-0.06																												
80.00	79.98	80.04	0.06																												
100.00	80.25	80.05																													
mA Measurement	<div>16:37 2018-01-30</div> <div>24V</div> <div>CH1 (-30 ~ 30) mA</div> <div>4.9995 mA</div> <div>INT 0.00</div> <div>6.46 °C</div>																														
V Measurement	<div>16:38 2018-01-30</div> <div>24V</div> <div>CH1 (-30 ~ 30)V</div> <div>1.0000 V</div> <div>INT 0.00</div> <div>12.59 °C</div>																														



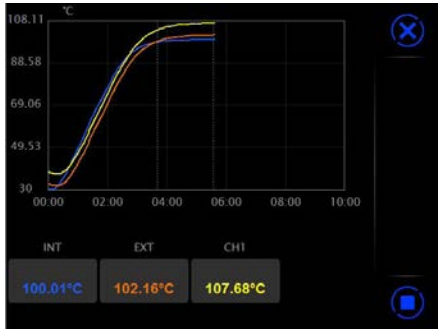
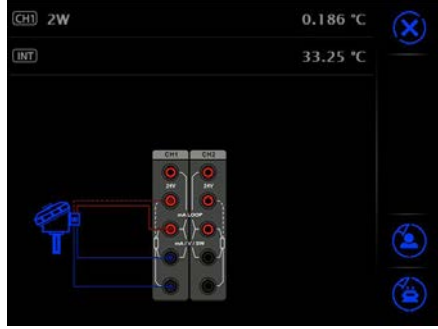


Non-PC version PC version

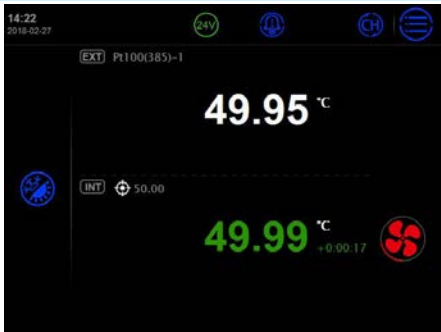

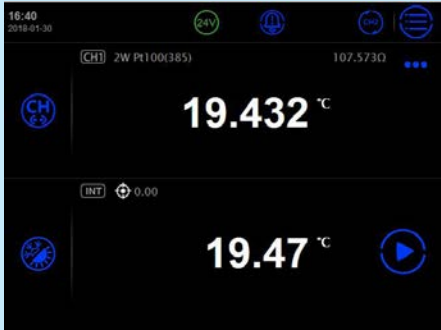





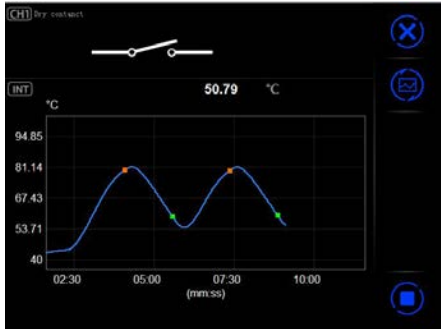



Process Calibrator
Optional Electronics

FEATURES

Specification	Display 1	Display 2
Auto Step		
Remote Control		
Data Logging		
Stability Indicator		
Connection Instruction		

APPLICATIONS

Specification	Display	Application
PRT Test (External Reference)		
RTD Test		
TC Test		
Transmitter Test		
Switch Test		

SPECIFICATIONS



Base Unit Dry Well Specifications

Specification	875-155	875-350	875-660
Temperature Range at 23°C	-40°C to 155°C	33°C to 350°C	33°C to 660°C
Display Accuracy	± 0.18°C at Full Range	± 0.2°C at Full Range	± 0.3°C at 33°C
			± 0.3°C at 420°C
			± 0.5°C at 660°C
Stability (30 min)	± 0.01°C at Full Range	± 0.02°C at Full Range	± 0.02°C at 33°C
			± 0.03°C at 50°C
			± 0.04°C at 420°C
			± 0.04°C at 660°C
Axial Uniformity at 60 mm (2.4 in)	± 0.07°C at Full Range	± 0.04°C at 33°C	± 0.05°C at 33°C
		± 0.1°C at 200°C	± 0.3°C at 420°C
		± 0.2°C at 350°C	± 0.5°C at 660°C
Radial Uniformity	± 0.01°C at Full Range	± 0.01°C at 33°C	± 0.02°C at 33°C
		± 0.015°C at 200°C	± 0.05°C at 420°C
		± 0.02°C at 350°C	± 0.1°C at 660°C
Loading Effect	± 0.1°C (Display Sensor)	± 0.15°C (Display Sensor)	± 0.15°C (Display Sensor)
	± 0.02°C (External Sensor)	± 0.015°C (External Sensor)	± 0.035°C (External Sensor)
Hysteresis (Display Sensor)	0.025°C	0.03°C	0.1°C
Environmental Conditions	8°C to 38°C guaranteed accuracy		
	0°C to 50°C, 0% to 90% RH non-condensing, 3000 M altitude for normal operation		
Storage Conditions	-20°C to 60°C		
IP Rating	IP20		
Immersion Depth	145 mm (5.70 in)	150 mm(5.90 in)	
Insert OD	25.8 mm (1.02 in)	24.8 mm (0.98 in)	
Heating Time	13 min: -40°C to 155°C	10 min: 33°C to 350°C	15 min: 33°C to 660°C
	5 min: -40°C to 23°C		
	8 min: 23°C to 155°C		
Cooling Time	28 min: 155°C to -40°C	15 min: 350°C to 100°C	23 min: 660°C to 100°C
	8 min: 155°C to 23°C	10 min: 100°C to 50°C	12 min: 100°C to 50°C
	20 min: 23°C to -40°C	10 min: 50°C to 33°C	12 min: 50°C to 33°C
Typical Time to Stability	10 min		
Resolution	0.01°C		
Units	°C, °F, and K		
Display	6.5 in (165 mm) color touch screen		
Size (H x W x D)	320 x 170 x 330 mm (12.6 x 6.7 x 13.0 in)		
Weight	9.9 kg (21.8 lbs)	8.6 kg (18.9 lbs)	
Power Requirements	90-254 VAC, 45-65 Hz, 580 W	90-254 VAC, 45-65 Hz, 1200 W	
Mechanical Testing	Vibration: 2 g (10-500 Hz), 30 min for 2 sides		
	Impact: 4 g three times		
	Drop test: 500 mm (19.6 in)		
Communication	USB A, USB B, RJ45, WiFi, Bluetooth		
Localization	English, Chinese, Japanese, Russian, German, French, Italian, and Spanish		
Warranty	1 year		

Input Specifications (Process Calibrator [PC] Option)

Specification	Description
Readout Accuracy for 100 ohm PRT (Probe Accuracy Not Included)	$\pm 0.009^{\circ}\text{C}$ at -40°C
	$\pm 0.010^{\circ}\text{C}$ at 0°C
	$\pm 0.012^{\circ}\text{C}$ at 50°C
	$\pm 0.017^{\circ}\text{C}$ at 155°C
	$\pm 0.019^{\circ}\text{C}$ at 200°C
	$\pm 0.026^{\circ}\text{C}$ at 350°C
	$\pm 0.030^{\circ}\text{C}$ at 420°C
	$\pm 0.042^{\circ}\text{C}$ at 660°C
Readout Resolution	0.5 m Ω
Reference Resistance Range	0 Ω to 400 Ω
Reference Resistance Accuracy	0 Ω to 50 Ω : $\pm 0.002\Omega$
	50 Ω to 400 Ω : $\pm 40\text{ppm}$
Reference Characterizations	ITS-90, CVD, IEC-751, Resistance
Reference Measurement Capability	4-wire PRT
Reference Probe Connection	6-pin lemo smart connector
RTD Channels	2
RTD Measurement Accuracy (excl sensor) Compliance	0 Ω to 25 Ω : $\pm 0.002\Omega$
	25 Ω to 400 Ω : $\pm 80\text{ppm}$
	400 Ω to 4K Ω : $\pm 80\text{ppm}$
RTD Measurement Resolution	0 Ω to 400 Ω : 1 m Ω
	400 Ω to 4K Ω : 0.01 Ω
RTD Measurement Resistance Range	0 Ω to 4K Ω
RTD Characterizations	PT10, PT25, PT50, PT100, PT200, PT500, PT1000, CU10, CU50, CU100, NI100, NI120
RTD Connection	Four 4 mm input jacks
RTD Channels	2 channels. Both accept 2, 3, or 4-wire RTDs
TC Channel	2
TC Measurement Channels	Mini TC terminals: Accepting S, R, K, B, N, E, J, T, C, D, G, L, and U
TC Measurement Accuracy (excl sensor)	Type K: $\pm 0.13^{\circ}\text{C}$ at 0°C $\pm 0.16^{\circ}\text{C}$ at 155°C $\pm 0.19^{\circ}\text{C}$ at 350°C $\pm 0.25^{\circ}\text{C}$ at 660°C
TC Range	-75 mV to 75 mV
TC Resolution	0.0001 mV, Input Impedance >100 M Ω
TC Voltage Accuracy	0.02% RD + 5 μV
Internal CJC Accuracy	$\pm 0.35^{\circ}\text{C}$ (ambient from 0°C to 50°C)
Current Range	-30 mA to 30 mA
Current Accuracy	0.02% RD + 2 μA
Current Resolution	0.0001 mA, Input Impedance: < 10 Ω

Specification	Description
Voltage Ranges	-12 V to 12 V and -30 V to 30 V
Voltage Accuracy	$\pm 0.02\%$ RD + 2 mV
Voltage Resolution	0.001 V; Input impedance: > 1M Ω
Switch Test	Mechanical or Electrical
DC 24V Output	24V $\pm 10\%$, MAX60 mA
Hart Communicator	Read, configure and calibrate HART devices - DD files updated periodically Optional - (order ADT875PC)
Documentation	Up to 1,000 tasks which store up to 10 results each containing as found and as left data. Snap shot feature allows for screen captures. Records auto step and ramp functions.
Temperature Coefficient 0°C to 8°C and 38°C to 50°C	ADT875 (PC)-155: $\pm 0.005^{\circ}\text{C}/^{\circ}\text{C}$
	ADT875 (PC)-350/660: $\pm 0.01^{\circ}\text{C}/^{\circ}\text{C}$
	Ref Readout: $\pm 5\text{ ppm FS}/^{\circ}\text{C}$
	RTD Readouts: $\pm 2\text{ ppm FS}/^{\circ}\text{C}$
	TC Readouts: $\pm 5\text{ ppm FS}/^{\circ}\text{C}$
	Current: $\pm 5\text{ ppm FS}/^{\circ}\text{C}$
	Voltage: $\pm 5\text{ ppm FS}/^{\circ}\text{C}$

TC Measurement Specification and Calculation (Process Calibrator [PC] Option)

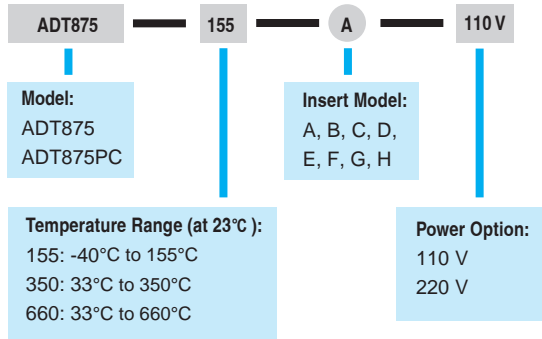
TC Type	Temperature ($^{\circ}\text{C}$)	Error ($^{\circ}\text{C}$) ^[1]	TC Type	Temperature ($^{\circ}\text{C}$)	Error ($^{\circ}\text{C}$) ^[1]
B	250	± 2	L	-40	± 0.1
	350	± 1.44		0	± 0.1
	660	± 0.84		155	± 0.12
C	0	± 0.38	N	350	± 0.16
	155	± 0.34		660	± 0.21
	350	± 0.33		-40	± 0.2
D	660	± 0.38	R	0	± 0.2
	0	± 0.52		155	± 0.19
	155	± 0.37		350	± 0.2
E	350	± 0.33	S	660	± 0.24
	660	± 0.36		-40	± 1.23
	-40	± 0.09		0	± 0.95
G	0	± 0.09	T	155	± 0.63
	155	± 0.1		350	± 0.56
	350	± 0.13		660	± 0.54
J	660	± 0.19	U	-40	± 1.16
	0	± 3.85		0	± 0.93
	155	± 0.71		155	± 0.65
K	350	± 0.43		350	± 0.6
	660	± 0.36		660	± 0.6
J	-40	± 0.1	T	-40	± 0.14
	0	± 0.1		0	± 0.13
	155	± 0.12		155	± 0.13
K	350	± 0.16	U	350	± 0.15
	660	± 0.21		400	± 0.15
	-40	± 0.13		-40	± 0.14
J	0	± 0.13	T	0	± 0.13
	155	± 0.15		155	± 0.13
	350	± 0.18		350	± 0.14
K	660	± 0.24	U	600	± 0.17

[1] Excluding cold junction compensation errors.

Look us up on www.additel.com or call today (1)714-998-6899

Ordering Information

Model Number



CYOR Option (Choose Your Own Range)

Optional Accessories		
Model	Description	Picture
9875-155-CYOR	Range selection for ADT875-155 Dry Well Calibrator, Customize Range	
9875-350-CYOR	Range selection for ADT875-350 Dry Well Calibrator, Customize Range	
9875-660-CYOR	Range selection for ADT875-660 Dry Well Calibrator, Customize Range	

Accessories

Standard Accessories		
Model	Quantity	Picture
Dry well and selected insert	1 pc.	
Power cable	1 pc.	
USB Cable	1 pc.	
Insert removal tool	1 pc.	
Thermal Shield (ADT875/PC-350/660 only)	1 pc.	
Silica gel plug (ADT875/PC-155 only)	1 set (3 pcs.)	
Insulation plug (ADT875/PC-155 only)	1 pc.	
Test leads (ADT875PC only)	2 sets (4 pcs.)	
ISO 17025 Accredited calibration	1 pc.	



Metrology Made Simple

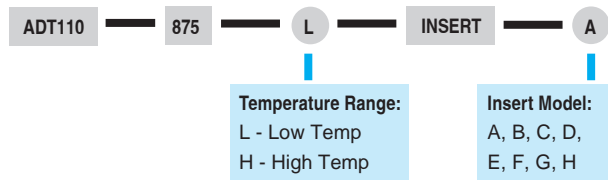
Optional Accessories

Model	Description	Picture
9915-875	Carry Case for ADT875-155/350/660 with wheels	
ADT110-875-X-INSERT-X	Insert for ADT875, see insert ordering information on the next page	
AM17XX-12-ADT	Secondary PRT with dry well connector, see PRT information on the next page	
AM17XX-BEND-ADT	Bend Secondary PRT with dry well connector, see PRT information on the next page	
9070	Smart connector for reference PRT used with ADT875 Dry Well Calibrator	
9071	Connector Adapter from smart connector to 4-wire with gold-plated spades for ADT875 Dry Well Calibrator	
9072	Smart connector with clamps for reference PRT used with ADT875 Dry Well Calibrator	
9080	Cable Kit (includes TC plug, compensation cable, S,R,,K,J,T,E,N)	

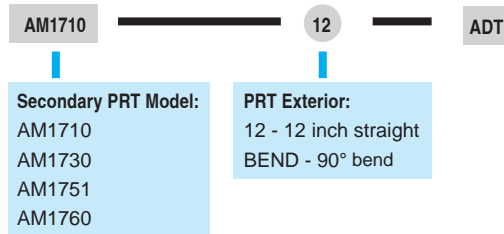
Insert Information

Insert Information			
Model	Specification	Model	Specification
A		F	
B		G	
C		H	
D		Z	
E		<p>* Updated insert information at www.additel.com</p>	

Insert Ordering Information



Secondary PRT Ordering Information



AM17XX-12-ADT

AM17XX-BEND-ADT

Secondary PRT Information

Specification	AM1710 Series	AM1730 Series	AM1751 Series	AM1760 Series
Temperature Range ^[3]	-60°C to 160°C	-200°C to 420°C	-200°C to 670°C	-200°C to 670°C
Resistance at 0°C	Nominal 100Ω			
Temperature Coefficient	0.003925 Ω / Ω / °C			
Calibrated Accuracy (k=2) ^{[2][3]}	± 0.025°C at -40°C ± 0.015°C at 0.01°C ± 0.025°C at 160°C	± 0.025°C at -40°C ± 0.015°C at 0.01°C ± 0.035°C at 420°C	± 0.025°C at -40°C ± 0.015°C at 0.01°C ± 0.035°C at 420°C ± 0.05°C at 661°C	±0.010°C at -196°C ±0.006°C at 0.01°C ±0.015°C at 420°C ±0.025°C at 661°C
Drift	± 0.01°C at TPW after 100 hours at 160°C	± 0.01°C at TPW after 100 hours at 420°C	± 0.01°C at TPW after 100 hours at 661°C	± 0.004°C at TPW after 100 hours at 661°C
Short Term Stability	± 0.007°C			± 0.002°C
Thermal Shock	± 0.005°C after (10) thermal cycles from minimum to maximum temperatures			±0.002°C after (10) thermal cycles from minimum to maximum temperatures
Hysteresis	<=0.005°C			<=0.001°C
Self-heating	50 mW/°C			0.0015°C at 0.5mA
Response Time	9 seconds for 63% response to step change in water moving at 3 feet per second			
Measurement Current	0.5 mA or 1 mA			
Sensor Length	32 mm			42 mm
Sensor Location	5 mm from tip			
Insulation Resistance	>1000 MΩ at room temperature			
Sheath Material	Stainless Steel	Inconel™		
Dimension	AM1710-12-ADT 0.25 in dia X 12 in (6.35 mm X 305 mm)	AM1730-12-ADT 0.25 in dia X 12 in (6.35 mm X 305 mm)	AM1751-12-ADT 0.25 in dia X 12 in (6.35 mm X 305 mm)	AM1760-12-ADT 0.25 in dia X 12 in (6.35 mm X 305 mm)
	AM1710-BEND-ADT 0.25 in dia X 12 in (6.35 mm X 305 mm), 90° bend at 7.4 inch (190 mm) from probe end	AM1730-BEND-ADT 0.25 in dia X 12 in (6.35 mm X 305 mm), 90° bend at 9.6 inch (245 mm) from probe end	AM1751-BEND-ADT 0.25 in dia X 12 in (6.35 mm X 305 mm), 90° bend at 9.6 inch (245 mm) from probe end	AM1760-BEND-ADT 0.25 in dia X 12 in (6.35 mm X 305 mm), 90° bend at 9.6 inch (245 mm) from probe end
External Leads	Teflon™ –insulated copper wire, 4 leads, 0.8 meters			
Handle Dimension	15 mm (OD) x 65 mm (L)			
Handle Temperature Range ^[1]	-50°C to 160°C	-50°C to 180°C		
Calibration	NIST traceable calibration with data included. Accredited calibration available per request.			

[1] Handle temperatures outside this range will cause damage to the probe.

[2] Includes calibration and 100 hour drift.

[3] Probe calibration ranges may differ from probe temperature ranges (see Calibrated Accuracy for calibration ranges).

* PRT Information from www.accumac.com

Short Probe Temperature Calibration Kit



- Reduce calibration uncertainties
- Avoid messy fluid baths
- Reduce calibration time
- Improved accuracy with custom control probe (included)
- Metric or Imperial kits available

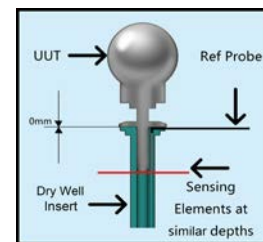


OVERVIEW

The Additel 110 series short probe calibration kit is designed to help users of our ADT875-155 or ADT878-160 to calibrate temperature probes and transmitters with short probe lengths. This all-inclusive kit comes with everything needed to perform more accurate and reliable calibration for those challenging short probes. Choose between our metric or imperial kit to fit your needs. Each kit comes complete with (3) standard sized inserts and (1) blank insert, which can be modified by the end user to accommodate custom sized UUT's if needed. The small reference probe is included which fits snugly into the reference port of the specially machined inserts. Also, we include a small set of tools and supplies to help improve results by removing a couple of small parts on the top of the ADT875 or ADT878 calibrator. For more information, please watch our instructional short probe video found at www.additel.com

SPECIFICATIONS

AM1612-ADT Secondary PRT Specifications	
Temperature Range	-40°C to 160 °C
Resistance at 0 °C	Nominal 100 Ω
Temperature Coefficient	0.00385Ω/Ω /°C
Accuracy	±0.05°C at 0°C
Drift	±0.04°C at 0°C after 100 hours at 160°C
Short Term Stability	±0.02°C
Thermal Shock	±0.02°C after 10 times thermal cycles from minimum to maximum temperatures
Hysteresis	≤ 0.01°C
Self-heating	75 mW/°C
Response Time	4 seconds for 63% response to step change in water moving at 3 feet per second
Measurement Current	1 mA
Internal Sensor Length	0.59" (15 mm)
Dimension	0.118" X 0.984" (3 mm X 25 mm)
Insulation Resistance	>1000 MΩ at room temperature
Sheath Material	Stainless Steel 316 L
External Leads	Enameled copper wire protected by high temperature heat shrink tubing, 4 leads, 0.8 meters
Calibration	NIST traceable calibration with data provided



Short Probe Kit Application

Optional Accessories

Model number	Description	Picture
ADT110-875-L-SK-Z	Spare Blank Insert	
ADT110-878-L-SK-D	Spare Blank Insert	
AM1612-ADT	Spare Short Style Secondary Reference Probe	

ORDERING INFORMATION

Model Number

ADT110 — 875 — L — SHRT — IKIT

Model:
875
878

Type:
IKIT includes Imperial 1/8", 3/16", 1/4" inserts, (1) blank insert, reference probe and carrying case
MKIT includes Metric 3, 4, 6 mm inserts, (1) blank insert, reference probe and carrying case

Note: Kits include (1) blank insert for field modification if needed

3 mm dia.	4 mm dia.	6 mm dia.
1/8 in. dia.	3/16 in. dia.	1/4 in. dia.

Look us up on www.additel.com or call today (1)714-998-6899

ADT875 and ADT878

Thermocouple Calibration Furnaces



- Temperature control from 100°C to 1210°C
- Two models to choose from:
Reference (ADT878) and Standard (ADT875)
- Display Accuracy of $\pm 1.5^{\circ}\text{C}$ (ADT878)
- Stability of $\pm 0.1^{\circ}\text{C}$
- 4 on-board measurement channels (PC option)
- Process calibrator option provides a multi-channel readout for TCs, switches and transmitters, including task documentation and HART communication
- Portable, rugged and quick to temperature
- Self-calibration feature (PC option)
- Multi-zone temperature control
- Internal and external sensor control (PC option)
- Metallic interchangeable inserts
- Wi-Fi and Bluetooth capable
- Color touch screen display
- ISO 17025-accredited calibration w/data included
- Patent pending technology



OVERVIEW

We understand the many challenges associated with thermocouple calibration work. That is precisely why we decided to introduce the ADT875-1210 and ADT878-1210 Thermocouple Calibration Furnaces.

With an unmatched stability, uniformity and an optional on-board process calibrator, calibrating thermocouples has never been easier. With two separate units to choose from, the ADT875-1210 and ADT878-1210 furnaces include a patented multi-zone temperature control which provides a never before seen, highly stable and uniform heat source to ensure you get the best possible results from a modest investment. With metallic interchangeable inserts, users have the flexibility needed to service a wide variety of UUT's and the durability they have come to expect from Additel. The ADT875-1210 and ADT878-1210 can be purchased with or without our on-board process calibration electronics to provide flexibility for customers who are needing the best 1200°C heat source on the market.

If thermocouple calibration and/or verification work is part of your workload, you don't want to miss out on this opportunity to save valuable time and money with these best in class furnaces from Additel.

Temperature Control

The Additel ADT875 & ADT878 Thermocouple Calibration Furnaces have been designed with a unique and innovative way of controlling temperature and temperature gradients. We like to call it "Advanced Adaptive Control". This exciting new design feature incorporates our patent pending wind tunnel control technology with Additel's impressive 3-zone temperature control to provide the very best uniformity and stability possible.

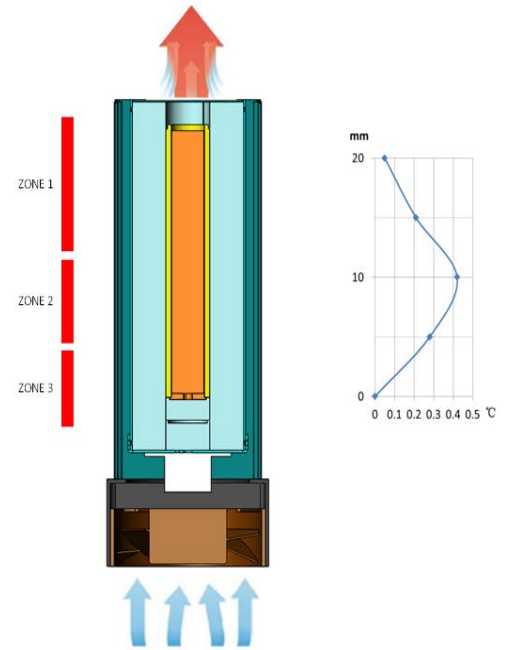
Each ADT875 & ADT878 is tested and calibrated in Additel's accredited laboratory (Brea, CA) to ensure that each unit is ready to go when the customer opens the package. The included accredited calibration certificate provides data relating to accuracy, stability and uniformity to help provide even more confidence in the testing and calibration of each and every ADT875 & ADT878 Thermocouple Calibration Furnace.

General Specifications

Specification	875-1210	878-1210 ^[1]
Temperature Range	100°C to 1210°C	
Display Accuracy	±1.2°C @ 100°C ±1.2°C @ 300°C ±1.2°C @ 600°C ±1.6°C @ 900°C ±2.0°C @ 1210°C	±1.0°C @ 100°C ±1.0°C @ 300°C ±1.0°C @ 600°C ±1.2°C @ 900°C ±1.5°C @ 1210°C
Stability	±0.1°C	
Axial Uniformity (20mm zone)	±0.6°C @ 100°C ±1.2°C @ 300°C ±1.5°C @ 600°C ±1.5°C @ 900°C ±1.5°C @ 1210°C	±0.4°C @ 100°C ±0.8°C @ 300°C ±1°C @ 600°C ±1°C @ 900°C ±1°C @ 1210°C
Radial Uniformity	±0.2°C @ 100°C ±0.3°C @ 300°C ±0.4°C @ 600°C ±0.8°C @ 900°C ±1°C @ 1210°C	±0.2°C @ 100°C ±0.3°C @ 300°C ±0.4°C @ 600°C ±0.6°C @ 900°C ±0.8°C @ 1210°C
Loading Effect	±0.5°C	
Environmental Conditions	8°C to 38°C guaranteed accuracy 0°C to 50°C, 0% to 90% RH non-condensing, 3000 M altitude for normal operation	
Storage Conditions	-20°C to 60°C	
Immersion Depth	XR style inserts = 138 mm (5.43") XS style inserts = 116 mm (4.57") (see insert ordering info for more details)	
Insert Size - OD	24.8 mm (0.98 inches)	
Heating Time	50 min: 23°C to 1210°C	
Cooling Time	50 mins: 1210°C to 300°C 50 mins: 300°C to 50°C	55 mins: 1210°C to 300°C 55 mins: 300°C to 50°C
Typical Time to Stability	15 min	
Resolution	0.01°C	
Units	°C, °F, and K	
Display	6.5 in (165 mm) color touch screen	
Size (H x W x D)	345 x 170 x 330 mm (13.6 x 6.7 x 13.0 in)	
Weight	10.6 kg (23.4 lbs)	

[1] 878-1210 specifications require the use of an "XR" style insert. Otherwise default to the 875-1210 specifications.

Look us up on www.additel.com or call today (1)714-998-6899

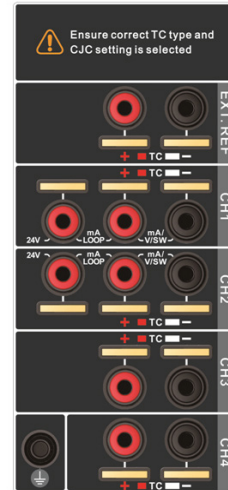


Specification	875-1210	878-1210
Power Requirements	90-254 VAC, 45-65 Hz, 580 W	
Mechanical Testing	Vibration: 2 g (10-500 Hz), 30 min for 2 sides Impact: 4 g three times Drop test: 500 mm (19.6 in)	
Communication	USB A, USB B, RJ45, WiFi, Bluetooth	
Localization	English, Chinese, Japanese, Russian, German	
Warranty	1 year	

Process Electronics

Both the ADT875 & ADT878 can be ordered with Additel's Process Calibrator (PC) option. The Process Calibrator Option combines the many features found in a thermocouple readout device and process calibrator with the ADT875 & ADT878 Calibration Furnaces.

This unique option includes Additel's patented Quick-Push connectors which accommodate virtually all TC connection types. The process option also includes the ability to measure a reference grade thermocouple and up to (4) under test channels. Channels 1 and 2 can measure mA, voltage, perform switch testing and source 24V DC. In addition to these measurement functions, the process option provides full documenting capability of creating tasks, saving "as found" and "as left" results and HART communications for simplified transmitter work. The snapshot feature allows users to capture all information displayed on the screen with a touch of the screen. This optional add-on allows for data logging of all channels using our auto step and a ramp functions. By utilizing the external reference option users can select to control to the furnace set point using an external control probe, which helps to reduce uncertainties. The external control probe feature also facilitates the handy self-calibration feature!



ADT875 & ADT878 Process Calibrator [PC] option electronics

Input Specifications (Process Calibrator [PC] Option)

Specification	875-1210	878-1210
TC Measurement Channels	Patented TC terminals: Accepting S, R, K, B, N, E, J, T, L, and U	
TC Measurement Accuracy Type K Ch. 1-4 (excluding sensor)	±0.182°C @ 100°C ±0.266°C @ 300°C ±0.310°C @ 600°C ±0.397°C @ 900°C ±0.517°C @ 1210°C	±0.172°C @ 100°C ±0.236°C @ 300°C ±0.251°C @ 600°C ±0.304°C @ 900°C ±0.382°C @ 1210°C
TC Range	-75 mV to 75 mV (UUT Channels 1-4) -18 mV to 18 mV (Reference Channel)	
TC Resolution	0.0001 mV, Input Impedance < 10Ω	
TC Voltage Accuracy	0.02% RD + 8μV (ch. 1-4) 0.01% RD + 2μV (ref ch.)	0.01% RD + 8μV (ch. 1-4) 0.005% RD + 2μV (Ref ch.)
Internal CJC Accuracy	±0.35°C (ch. 1-4) ±0.25°C (ref ch.)	±0.30°C (ch. 1-4) ±0.20°C (ref ch.)
Current Range	-30 mA to 30 mA	
Current Accuracy	±(0.02% of rdg+ 2μA)	±(0.01% of rdg+ 2μA)
Current Resolution	0.0001 mA, Input Impedance < 10Ω	
Voltage Range	-30 V to 30 V	
Voltage Accuracy	±(0.02% of rdg+ 2mV)	±(0.01% of rdg+ 0.6mV)
Voltage Resolution	0.0001 V, Input Impedance >1MΩ	
DC 24V Output	24 V ± 10%, MAX 60 mA	
Hart Communication	Optional (ADT875PC and ADT878PC Models)	
Temperature Coefficient 0°C to 8°C and 38°C to 50°C	TC Readouts: ±5 ppm FS/°C Current: ±5 ppm FS/°C Voltage: ±5 ppm FS/°C	
Switch Test	Mechanical or Electrical - Channels 1 & 2 only	
Documentation	Up to 1,000 tasks which store up to 10 results each containing as found and as left data. Snap shot feature allows for screen captures. Records auto step and ramp functions	

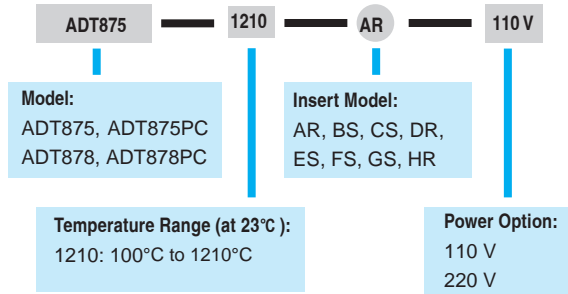
TC Measurement Specifications and Calculations (Process Calibrator [PC] Option)

TC Type	TEMP (°C)	Error (°C) ^[1]		TC Type	TEMP (°C)	Error (°C) ^[1]	
		875	878			875	878
K (CH1-CH4)	100	±0.182	±0.172	S (CH1-CH4)	100	±1.102	±1.094
	300	±0.266	±0.236		300	±0.924	±0.899
	600	±0.310	±0.251		600	±0.888	±0.837
	900	±0.397	±0.304		900	±0.868	±0.793
	1210	±0.517	±0.382		1210	±0.865	±0.765
N (CH1-CH4)	100	±0.273	±0.264	R (CH1-CH4)	100	±1.080	±1.072
	300	±0.270	±0.243		300	±0.869	±0.844
	600	±0.309	±0.256		600	±0.804	±0.755
	900	±0.368	±0.285		900	±0.771	±0.699
	1210	±0.455	±0.335		1210	±0.766	±0.670
E (CH1-CH4)	100	±0.136	±0.126	B (CH1-CH4)	250	±3.182	±3.170
	300	±0.153	±0.130		300	±2.645	±2.631
	600	±0.210	±0.154		600	±1.409	±1.379
	900	±0.291	±0.202		900	±1.049	±1.003
	1000	±0.297	±0.196		1210	±0.905	±0.839
L (CH1-CH4)	100	±0.223	±0.214	T (CH1-CH4)	100	±0.194	±0.185
	300	±0.271	±0.241		300	±0.191	±0.166
	600	±0.308	±0.251		400	±0.217	±0.183
	900	±0.522	±0.448		100	±0.277	±0.273
U (CH1-CH4)	100	±0.270	±0.261	S (EXT. REF)	300	±0.242	±0.229
	300	±0.189	±0.164		600	±0.249	±0.224
	600	±0.227	±0.176		900	±0.258	±0.220
	100	±0.186	±0.177		1210	±0.266	±0.216
J (CH1-CH4)	300	±0.197	±0.168	R (EXT. REF)	100	±0.271	±0.266
	600	±0.256	±0.200		300	±0.228	±0.216
	900	±0.281	±0.197		600	±0.227	±0.202
	1200	±0.414	±0.294		900	±0.230	±0.194
					1210	±0.240	±0.192

[1] Excluding cold junction compensation errors.

Ordering Information

Model Number

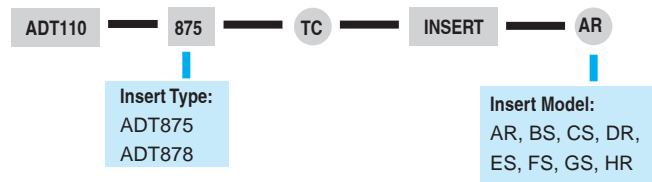


* ADT878-1210 specifications require the use of an "XR" style insert

Accessories

Standard Accessories		
Model	Quantity	Picture
Calibration Furnace and selected Insert & insulator	1 pc.	
Power cable	1 pc.	
USB Cable	1 pc.	
Insert removal tool	1 pc.	
Test leads (PC option only)	2 sets (6 pcs.)	
Accredited Calibration Certification	1 pc.	

Insert Ordering Information



* ADT878-1210 specifications require the use of an "XR" style insert

Insert Information

Reference Style inserts - 138 mm (5.43") hole depth - for use with both 878 and 875 models

Model	Specification	Model	Specification
AR		HR	
DR			

Short Style Insert - 116 mm (4.57") hole depth - Only for the ADT875 - 1210

Model	Specification	Model	Specification	Model	Specification
CS		GS		BS	
FS		ES			

[1] Insert models ending in the letter S have probe holes of shallower depths. Please call with questions.

Look us up on www.additel.com or call today (1)714-998-6899



Optional Accessories

Model	Description	Picture
9915-878	Carry case for ADT875-1210 or ADT878-1210 with wheels	
ADT110-87X-TC-INSERT-XX	Insert for ADT875-1210 or ADT878-1210 (see insert ordering information below)	
AM1210-12	Reference TC - Type S: Platinum/10% Rhodium vs. platinum - 12" length (see AM1210 specs below)	
9080	Cable Kit (includes TC plug, compensation cable, S,R,K,J,T,E,N)	

AM1210-12 Type S Reference Standard Thermocouple

Temperature Range	0°C to 1300°C
Type	Type S: Platinum/10% Rhodium vs. platinum
Long Term Drift	±0.6°C at 1084.62°C after 1 year typical usage
Short Term stability	±0.2°C at 1084.62°C
Diameter of thermocouple wire	0.5 mm
Sheath Material	Alumina
Sheath Dimensions	OD: 6 mm (0.236"); Length: 305 mm (12.0")
Protective Carrying Case	Included
Documentation	Report of test with data

Note: ISO 17025 accredited probe calibration available, contact Additel for more information"

ADT850

Laboratory Thermocouple Calibration Furnace

- Temperature control from 300°C to 1200°C
- 3-in-1 furnace with 9 unique modes
- Stability of $\pm 0.1^\circ\text{C}$
- Radial uniformity of $\pm 0.2^\circ\text{C}$ @ 1200°C
- Axial uniformity of $\pm 0.2^\circ\text{C}$ @ 1200°C
- Multi-zone temperature control
- Quick cool technology
- Sliding probe holder provides mechanical stability and precise probe depth control
- Pivoting color touchscreen display
- Alumina and metal inserts available
- Patent pending EMF shielding technology
- Advanced safety control
- Wi-Fi Communications



OVERVIEW

Thermocouple calibration work can be challenging. Here at Additel, we understand the difficulties of this type of work. Traditional furnace designs require several individual devices to meet industry standards for various calibration applications. To address this costly reality, Additel has created a multi-purpose furnace to help save time, money and space in your calibration facility. Our new ADT850 Laboratory Thermocouple Calibration Furnace is like having three separate furnaces in one. Users can select optimized settings for shorter probes, longer probes and even annealing purposes. The ADT850 horizontal furnace can be used in (9) different modes/configurations to help meet even the most challenging calibration requirements and standards. Additel's 850 furnace is packed with many additional features and a performance you will not find anywhere else. The ADT850 is commonly used in a multitude of industries such as energy, calibration laboratories, aerospace and metallurgy to name a few. It is generally used by primary and secondary calibration laboratories to calibrate various length noble and base metal thermocouples with the lowest possible uncertainties. Additel's ADT850 is the most stable and versatile furnace available!

Industrial Design

With our customer's needs in mind, we have designed our all new ADT850 Laboratory Thermocouple Calibration Furnace with a modern look and feel. Users will experience that same easy to use menu structure and touchscreen interface that they have become accustomed to when using genuine Additel products. The display pivots and tilts so users can customize the product to fit their needs.

The ADT850 also includes a sliding probe holder labeled with measurement gradients to help safely insert standard and UUT probes to correct depths. The advanced probe holder design includes a clamp to securely hold the test probe in place at all times.

With an unmatched flexibility, the ADT850 provides calibration and annealing support for a wide variety of thermocouple types and lengths. The unique selectable "mode of operation" integrated into the touchscreen interface allows users to select from (9) different modes, accounting for immersion depths from 200 mm to 370 mm. This coupled with the variety of insert types to accommodate reliable and repeatable measurements for both metal and ceramic style probes, gives users the flexibility to easily calibrate a wide variety of thermocouple sizes and quantities. These groundbreaking features make the ADT850 Laboratory Thermocouple Calibration furnace the most versatile and cost saving full sized thermocouple calibration furnace on the market.

General Specifications

Specification	ADT850
Temperature Range	300°C to 1200°C
Heating Time	(23°C~1200°C) 40 mins, (empty well)
Cooling Time	(1200°C~300°C) 90 mins, (empty well)
Operating Conditions	0°C to 50°C, 0-90%RH (0°C~50°C), non-condensing, <2000 m altitude
Storage Temperature	-20°C to 70°C
Display Screen	7 in (178 mm) color touch screen
Display Resolution	0.01°C
Display Accuracy (Long empty chamber mode)	±5°C

Performance Specifications

Mode	Long (Deep) Immersion		
	Long empty chamber mode	Long cup mode / Long insert mode	Long alumina tube mode
Application	Noble and base metal TC calibration	Base metal TC calibration	Noble metal TC calibration
Configuration (insert)	Empty chamber, without insert	Long cup insert or multi-hole insert	20 mm (ID) alumina tube
Insert Dimension	N/A	Cup insert: 36.5 X 28.5 X 80 mm Block insert: 36.5 X 80 mm	26 mm (OD) X 20 mm (ID) X 630 mm (L)
Immersion Depth	310 to 370 mm (geometrical center: 340 mm)	370 mm to the bottom of insert	310 to 370 mm (geometrical center: 340 mm)
Stability	±0.1°C full range	±0.1°C full range	±0.1°C full range
Axial Uniformity	±0.2°C full range (within ±30 mm axial length from geometrical center)	±0.2°C full range (within 60 mm from bottom of the insert)	±0.2°C full range (within ±30 mm axial length from geometrical center)
Radial Uniformity	±0.2°C @ 300°C ±0.2°C @ 700°C ±0.2°C @ 1200°C (within 14 mm from geometrical center)	±0.1°C @ 300°C ±0.15°C @ 700°C ±0.2°C @ 1200°C (within 14 mm from geometrical center)	N/A



Mode Selection



ADT110-850-ALUM
Tube Style Furnace Insert (Alumina)



ADT110-850-CUP-LONG
Cup Style Furnace Insert (Long version - Metal)

Specification	ADT850
Heater Power	4000 W (220 V AC)
System Power	20 A, 220 V ±10% 50/60Hz
Power Protection	30 A, 250 V resettable circuit breaker
SIZE (W x H x L)	342 x 424 x 680 mm (13.5 x 16.7 x 26.8 in)
Weight	45 kg (99.2 lbs) without insert
Communication	Wi-Fi, Bluetooth, USB, LAN
Warranty	1 year

Performance Specifications

	Short Immersion			Annealing furnace
Mode	Short empty chamber mode	Short cup mode / Short insert mode	Short alumina tube mode	TC annealing mode
Application	Short noble and base metal TC Calibration	Short base Metal TC calibration	Short Noble Metal TC calibration	Nobel metal TC annealing
Configuration (insert)	Empty chamber, without insert	Short cup insert or multi-hole insert	16 mm (ID) alumina tube	Without insert
Insert Dimension	N/A	Cup insert: 36.5 X 28.5 X 80 mm Block insert: 36.5 X 80 mm	22 mm (OD) X 16 mm (ID) X 630 mm (L)	N/A
Immersion Depth	200 to 240 mm (geometrical center: 220 mm)	240 mm to the bottom of insert	200 to 240 mm (geometrical center: 220 mm)	100 mm to 500 mm
Stability	±0.1°C full range	±0.1°C full range	±0.1°C full range	±0.1°C full range
Axial Uniformity	±0.5°C in full range (within ±20 mm axial length from geometrical center)	±0.5°C in full range (within 40 mm from bottom of the insert)	±0.4°C full range (within ±20 mm axial length from geometrical center)	±20°C @ 1100°C within 400 mm range (from 100 to 500 mm)
Radial Uniformity	±0.3°C @ 300°C ±0.3°C @ 700°C ±0.3°C @ 1200°C (within 14 mm from geometrical center)	±0.25°C @ 300°C ±0.25°C @ 700°C ±0.25°C @ 1200°C (within 14 mm from geometrical center)	N/A	N/A

Ordering Information

Model Number


ADT850 — 1200 — ALUM

Insert Style:

ALUM = Alumina tube (noble metal)
CUPL = Long cup style (base metal)
NO = No insert

Accessories

Standard Accessories









Item / Model	Quantity	Picture
Power cord	1 pc.	
Network cable	1 pc.	
Type N Control TC-Left	1 pc.	
Type N Control TC-Middle	1 pc.	
Type N Control TC-Right	1 pc.	
Alumina tube (8 mm OD)	4 pcs	
Fuse, T12A 250V	3 pcs	
Nickle wire (Expt ADT850-1200-ALUM)	1 roll	
ADT110-850-ALUM (Only for ADT850-1200-ALUM)	1 set	
ADT110-850-CUP-LONG (Only for ADT850-1200-CUPL)	1 set	
Insulator set	2 sets	
Alumina tube 6 mm OD x 4 mm ID x 400 mm L	2 pcs	
Alumina tube 6 mm OD x 4 mm ID x 700 mm L	2 pcs	
Report of test with data	1 pc.	

TC Calibration Kit Ordering Information

ADT110 — 850 — Style • • Insert Length

CUP
INS
ALUM






LONG
SHORT

Optional Accessories		
Model	Description	Picture
AM1210-20-CJ or AM1210-20	Reference TC - Type S: Platinum/10% Rhodium vs. platinum - 20" length (available w/ or without cold junction)	
9085	Ice Point Dewar OD 205mm x ID 130mm x H 320mm, inner depth 260mm (OD 8.07" x ID 5.12" x H 12.60", inner depth 10.24")	
9080	Cable Kit (includes TC plug, compensation cable, S,R,K,J,T,E,N)	
ADT110-850-CUP-LONG	TC calibration Cup, for base metal calibrations in the ADT850, includes: long immersion cup insert	
ADT110-850-CUP-SHORT	TC calibration Cup, for base metal calibrations in the ADT850, includes: short immersion cup insert	
ADT110-850-INS-LONG	TC calibration Insert, for base metal calibrations in the ADT850, includes: multi-hole insert for deep immersion (7 x 8.5 mm ID holes)	
ADT110-850-INS-SHORT	TC calibration Insert, for base metal calibrations in the ADT850, includes: multi-hole insert for short immersion (7 x 8.5 mm ID holes)	
ADT110-850-ALUM	TC calibration Kit, for noble metal calibrations in the ADT850, includes 26 mm OD x 20 mm ID x 630 mm L alumina tube (1 pc), 20 mm OD insulator (2 pcs), 22 mm OD x 16 mm ID x 630 mm L alumina tube (1 pc), 16 mm OD insulator (2 pcs), 6 mm OD x 4 mm ID x 700 mm L alumina tube (2 pcs)	

AM1210-20-CJ Type S Reference Standard Thermocouple	
Temperature Range	0°C to 1300°C
Type	Type S: Platinum/10% Rhodium vs. platinum w/ cold junction
Long Term Drift	±0.5°C at 1084.62°C after 1 year typical usage
Short Term stability	±0.2°C at 1084.62°C
Diameter of thermocouple wire	0.5 mm
Sheath Material	Alumina
Sheath Dimensions	OD: 6 mm (0.236"); Length: 600 mm (23.6")
External Lead Wire	S type thermocouple wire 600 mm (23.6")
Protective Carrying Case	Included
Documentation	Report of test with data

Note: ISO 17025 accredited probe calibration available, contact Additel for more information

Probe Selection Guide

Models	AM1612	AM1640	AM1660	AM1710	AM1730	AM1751	AM1760	AM1762	AM1210
Image									
Type	Full Immersion PRT	Precision Industrial PRT		Secondary Reference PRT			Secondary SPRT		Reference Type S TC
Temperature Range (°C)	-196 to 160	-200 to 420	-200 to 670	-40 to 160	-200 to 420	-200 to 670	-200 to 670		0 to 1300
Nominal Resistance at 0°C	100 Ω							25 Ω	N/A
Temperature Coefficient	0.00385 Ω/Ω/°C			0.003925 Ω/Ω/°C					N/A
Accuracy	<0.05°C at 0°C	<0.035°C at 0°C		<0.012°C at 0°C			<0.006°C at 0°C		See data sheet
Long Term Drift*	<0.04°C			<0.01°C			<0.004°C		<0.5°C at 1210°C after 1 year typical usage
Short Term Stability	<0.02°C	<0.01°C		<0.007°C			<0.002°C		<0.2°C at 1084.62°C
Thermal Shock**	<0.02°C	<0.007°C		<0.005°C			<0.002°C		N/A
Hysteresis	<0.01°C			<0.005°C			<0.001°C		N/A
Sheath Material	Stainless Steel	Inconel™		Stainless Steel	Inconel™				Alumina
Sheath Dimensions (OD x L)	3mm x 50mm or 3mm x 25mm	0.25in x 12in or 0.187in x 9in	0.25in x 12in	0.25in x 12in or 0.187in x 9in	0.25in x 12in or 0.187in x 9in	0.25in x 12in	0.25in x 12in or 0.25in x 20in		0.25in x 20in or 0.25in x 12in
Options	N/A	N/A		90°Bend	90°Bend		90°Bend		Cold Junction
Calibration***	NIST Traceable Included (ISO 17025 Optional)								Test report
Typical Applications	Climate/humidity chambers and freezers for validation and calibration	A robust precision probe for temperature measurement in a variety of media		An affordable secondary reference grade probes designed for use in the laboratory, but also for demanding field calibration and measurement when tighter uncertainties are required			A secondary level SPRT for customers needing a reliable laboratory grade reference probe with tight uncertainty capabilities and long term stability		High temperature thermocouple calibration work, normally reserved for the laboratory, and used as reference TC in high temperature drywell and horizontal thermocouple calibration furnaces.

*For PRTs/SPRTs measured at TPW after 100 hours at max temperature

**For PRTs/SPRTs after 10 thermal cycles from minimum to maximum temperatures

***See probe datasheets for ISO 17025 calibration options

Note:

- 1) Probe selection guide is for reference only, please see probes datasheets for more details
- 2) Carrying cases included for all AM17XX probes (excluding -BEND models)
AM16XX and AM1210 models do NOT include carrying cases

AccuMac AM1612

Full Immersion PRT



- Temperature Range: -200°C to 160°C
- Accuracy: <0.05°C
- Short-term Stability: <0.02°C
- Transition Junction and Lead Wires Can Withstand the Full Range of the PRT's
- Widely Used in Climate/Humidity Chambers and Freezers for Validation/Calibration



OVERVIEW

The AM1612 full immersion PRT is uniquely designed to provide users an excellent temperature probe that can expose the transition junction and the lead wires to an environment that covers the full PRT temperature range. The seal of the probe prevents the ingress of moisture so that the probe can work in humid conditions or even under full immersion in common heat transfer fluid such as ethanol, silicone oil and mineral oil. It has a wide application in freezers, temperature/humidity chambers and sterilizers.

The AM1612 is small in size with a probe length of 1.97 in (50 mm) and diameter of 0.12 in (3 mm). A unique assembly procedure provides the best balance among the hysteresis effect, mechanical shock and thermal shock performance. Each probe comes standard with an NIST-traceable certificate of calibration.

SPECIFICATIONS

	AM1612-2	AM1612-1
Temperature Range	-200°C to 160°C	-40°C to 160°C
Nominal Resistance at 0°C	100 Ω	
Temperature Coefficient	0.00385 $\Omega/\Omega/^\circ\text{C}$	
Accuracy	<0.05°C at 0°C	
Long Term Drift at 0.01°C*	<0.04°C at TPW after 100 hours at 160°C	
Short Term Stability	<0.02°C	
Thermal Shock	<0.02°C after 10 thermal cycles from minimum to maximum temperatures	
Hysteresis	$\leq 0.01^\circ\text{C}$	
Self-heating	75 mW/°C	
Response Time**	4 seconds	
Measurement Current	1 mA	
Sensor Length	1.18 in (30 mm)	0.59 in (15 mm)
Sensor Location	0.12 in (3 mm) from tip	
Insulation Resistance	>1000 M Ω at room temperature	
Sheath Material	Stainless Steel	
Sheath Dimensions	0.12 in (3 mm) (OD) x 1.97 in (50 mm) (L)	0.12 in (3 mm) (OD) x 0.98 in (25 mm) (L)
External Leads	AM1612-2 = 8.20 feet (2.5 meters)	AM1612-1 = 2.50 feet (0.8 meters)
Calibration	NIST-traceable calibration with data***	
Lead Composition	Enameled copper wire protected by high temperature heat shrink tubing, 4 leads	

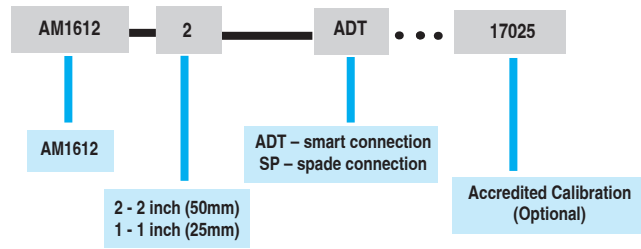
*Long-term drift rate is for reference only. It could be affected by such facts as handling, application, and maintenance, etc.

**For 63% response to step change in water moving at 1 meter per second

*** For 17025 accredited calibration, please contact Additel




ORDERING INFORMATION

Model Number



Note: Carrying case NOT included

Optional Accessories

Model	Quantity	Description	Picture
9070	1 pc	Smart connector for reference PRT for use with Additel temperature products	
9071	1 pc	Connector adapter from Additel smart connector to 4-wire with gold plated spades	
9072	1 pc	Connector adapter from Additel smart connector to 4-wire with clamps	

AccuMac AM1660 & AM1640

Precision Industrial PRTs



- Temperature Range: -200°C to 670°C
- Accuracy: <0.035°C
- Long Term Drift: <0.03°C
- Short-term Stability: <0.01°C
- Durable and Shock Resistant
- Temperature Coefficient 0.00385 $\Omega/\Omega/^{\circ}\text{C}$
- Inconel™ Sheath on AM1660/1640 Models



OVERVIEW

The AM1660 and AM1640 series Precision Industrial PRTs (IPRTs) are rugged probes with excellent accuracy and stability. These IPRTs cover a wide range of temperatures from -200°C to 670°C, with an amazing accuracy of $\pm 0.035^{\circ}\text{C}$ and a short term stability of $\pm 0.01^{\circ}\text{C}$.

To reach the best performance in stability and repeatability, the wire-wound sensing element has been specially designed to protect the platinum sensing wire from contamination at high temperatures. A unique supporting structure and filling material provide the best balance among the hysteresis effect, mechanical shock and thermal shock performance. This probe conforms to the standard 385 curve and comes standard with an NIST-traceable certificate of calibration.

SPECIFICATIONS

	AM1660-12	AM1640-12	AM1640-9
Temperature Range	-200°C to 670°C	-200°C to 420°C	
Nominal Resistance at 0°C	100 Ω		
Temperature Coefficient	0.00385 Ω/Ω/°C		
Accuracy	<0.035°C at 0°C		
Long Term Drift at 0.01°C*	<0.03°C at 0°C after 100 hours at maximum temperature		
Short Term Stability	<0.01°C		
Thermal Shock	<0.007°C after 10 thermal cycles from minimum to maximum temperatures		
Hysteresis	≤0.01°C		
Self-heating	50 mW/°C		
Response Time**	5 seconds		
Measurement Current	0.5 mA or 1 mA		
Sensor Length	1.26 in (32 mm)		
Sensor Location	0.2 in (5 mm) from tip		
Insulation Resistance	>1000 MΩ at room temperature		
Sheath Material	Inconel™		
Sheath Dimensions	0.25 in (6.35 mm) (OD) x 12 in (305 mm) (L)	0.25 in (6.35 mm) (OD) x 12 in (305 mm) (L)	0.188 in (4.775 mm) (OD) x 9 in (228.6 mm) (L)
External Leads	Teflon™ insulated copper wire, 4 leads, 6.5 feet (2 meters)		
Handle Dimension	0.59 in (15 mm) (OD) x 2.56 in (65 mm) (L)	0.59 in (15 mm) (OD) x 2.56 in (65 mm) (L)	0.39 in (10 mm) (OD) x 1.97 in (50 mm) (L)
Handle Temperature Range	-50°C to 180°C		
Calibration	NIST-Traceable calibration with data***		

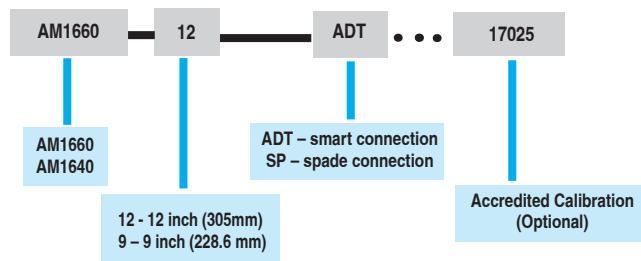
*Long-term drift rate is for reference only. It could be affected by such facts as handling, application, and maintenance, etc.

**For 63% response to step change in water moving at 1 meter per second

*** For 17025 accredited calibration, please contact Additel

ORDERING INFORMATION

Model Number



Note: AM1660 is only available in 12 inch (305 mm) long configuration
Carrying case NOT included

Optional Accessories			
Model	Quantity	Description	Picture
9070	1 pc	Smart connector for reference PRT for use with Additel temperature products	
9071	1 pc	Connector adapter from Additel smart connector to 4-wire with gold plated spades	
9072	1 pc	Connector adapter from Additel smart connector to 4-wire with clamps	

AccuMac AM1710

Secondary Reference PRT



- Temperature Range: -40°C to 160°C
- Accuracy: <0.012°C at 0.01°C
- Long Term Drift: <0.01°C
- Short-term Stability: <0.007°C
- Durable and Shock Resistant
- Temperature Coefficient 0.003925 $\Omega/\Omega/^{\circ}\text{C}$
- Fully Meets the ITS-90 Criteria for Reference Thermometers
- Stainless Steel Sheath



OVERVIEW

The AM1710 series of Secondary Reference PRTs offers affordable reference probes for precision temperature measurement and calibration both in the lab and in the field. These PRTs feature an accuracy of <0.012°C and a short term stability of <0.007°C.

To reach the best performance in stability and repeatability, the sensing element has been specially designed to protect the platinum sensing wire from contamination at high temperatures. A unique supporting structure and filling material provide the best balance among the hysteresis effect, mechanical shock and thermal shock performance. This high performance probe fully meets the ITS-90 criteria for reference thermometers. Each probe comes standard with an NIST-traceable certificate of calibration.

SPECIFICATIONS

	AM1710-12	AM1710-BEND
Temperature Range	-40°C to 160°C	
Nominal Resistance at 0.01°C	100 Ω	
Temperature Coefficient	0.003925 $\Omega/\Omega/^{\circ}\text{C}$	
Calibrated Accuracy (k=2) ^{[1][2]}	$\pm 0.025^{\circ}\text{C}$ at -40°C $\pm 0.015^{\circ}\text{C}$ at 0.01°C $\pm 0.025^{\circ}\text{C}$ at 160°C	
Long Term Drift at 0.01°C ^[3]	<0.01°C at TPW after 100 hours at 160°C	
Short Term Stability	<0.007°C	
Thermal Shock	<0.005°C after 10 thermal cycles from minimum to maximum temperatures	
Hysteresis	$\leq 0.005^{\circ}\text{C}$	
Self-heating	50 mW/°C	
Response Time ^[4]	9 seconds	
Sheath Length	12 in (305 mm)	7 in (178 mm) from tip to bend 4 in (101.6 mm) from bend to handle
Sheath Diameter	0.25 in (6.35 mm)	
Sensor Element Length	1.26 in (32 mm)	
Sensor Element Location	0.12 in (3 mm) from tip	
Insulation Resistance	>1000 M Ω at room temperature	
Sheath Material	Stainless steel	
External Leads	Teflon™ insulated copper wire, 4 leads, 6.5 feet (2 meters)	
Handle Dimension	0.59 in (15 mm) (OD) x 2.56 in (65 mm) (L)	0.59 in (15 mm) (OD) x 2.56 in (65 mm) (L)
Handle Temperature Range	-40°C to 160°C	
Calibration	NIST-traceable calibration with data ^[5]	

[1] Includes calibration and 100 hour drift.

[2] Probe calibration ranges may differ from probe temperature ranges (see Calibrated Accuracy for calibration ranges).

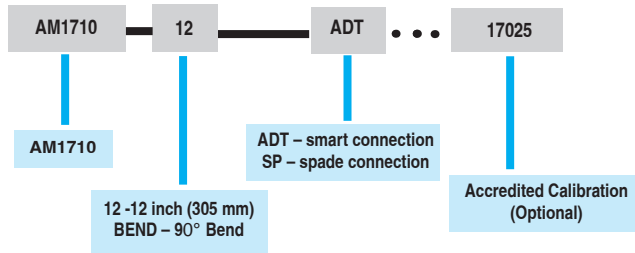
[3] Long-term drift rate is for reference only. It could be affected by such facts as handling, application, and maintenance, etc.

[4] For 63% response to step change in water moving at 1 meter per second.




[5] For 17025 accredited calibration, please contact Additel.

ORDERING INFORMATION

Model Number



Note: Carrying case included (excludes -BEND probes)

Optional Accessories			
Model	Quantity	Description	Picture
9070	1 pc	Smart connector for reference PRT for use with Additel temperature products	
9071	1 pc	Connector adapter from Additel smart connector to 4-wire with gold plated spades	
9072	1 pc	Connector adapter from Additel smart connector to 4-wire with clamps	

AccuMac AM1730

Secondary Reference PRT



- Affordable Reference Probe
- Accuracy: $<0.012^{\circ}\text{C}$ at 0.01°C
- Short-term Stability: $<0.007^{\circ}\text{C}$
- Temperature Range: -200°C to 420°C
- Sheath Diameters Available in 2 Configurations: 1/4 inch and 3/16 inch
- Inconel™ Sheath to Withstand Harsh Environments
- Fully Meets the ITS-90 Criteria for Reference Thermometers

OVERVIEW

The AM1730 series of Secondary Reference PRTs offers affordable reference probes for precision temperature measurement and calibration both in the lab and in the field. These PRTs feature an accuracy of $<0.012^{\circ}\text{C}$ and a short term stability of $<0.007^{\circ}\text{C}$.

To reach the best performance in stability and repeatability, the sensing element has been specially designed to protect the platinum sensing wire from contamination at high temperatures. A unique supporting structure and filling material provide the best balance among the hysteresis effect, mechanical shock and thermal shock performance. This high performance probe fully meets the ITS-90 criteria for reference thermometers. Each probe comes standard with an NIST-traceable certificate of calibration.

SPECIFICATIONS

	AM1730-12	AM1730-9	AM1730-BEND
Temperature Range	-200°C to 420°C	-200°C to 420°C	-200°C to 420°C
Nominal Resistance at 0.01°C	100 Ω		
Temperature Coefficient	0.003925 $\Omega/\Omega/^{\circ}\text{C}$		
Calibrated Accuracy ($k=2$) ^{[1][2]}	$\pm 0.025^{\circ}\text{C}$ at -40°C $\pm 0.015^{\circ}\text{C}$ at 0.01°C $\pm 0.035^{\circ}\text{C}$ at 420°C		
Long Term Drift at 0.01°C ^[3]	$<0.01^{\circ}\text{C}$ at TPW after 100 hours at max temperature		
Short Term Stability	$<0.007^{\circ}\text{C}$		
Thermal Shock	$<0.005^{\circ}\text{C}$ after 10 thermal cycles from minimum to maximum temperatures		
Hysteresis	$\leq 0.005^{\circ}\text{C}$		
Self-heating	50 mW/ $^{\circ}\text{C}$		
Response Time ^[4]	9 seconds	6 seconds	9 seconds
Measurement Current	0.5 mA or 1 mA		
Sensor Length	1.26 in (32 mm)		
Sensor Location	0.12 in (3 mm) from tip		
Insulation Resistance	$>1000 \text{ M}\Omega$ at room temperature		
Sheath Material	Inconel™		
Sheath Dimensions	0.25 in (6.35 mm) (OD) x 12 in (305 mm) (L)	0.188 in (4.775 mm) (OD) x 9 in (228.6 mm) (L)	0.25 in (6.35 mm) (OD) x 9.75 in (247.65 mm) vertical x 4.5 in (114.3 mm) horizontal
External Leads	Teflon™ insulated copper wire, 4 leads, 6.5 feet (2 meters)		
Handle Dimension	0.59 in (15 mm) (OD) x 2.56 in (65 mm) (L)	0.39 in (10 mm) (OD) x 1.97 in (50 mm) (L)	0.59 in (15 mm) (OD) x 2.56 in (65 mm) (L)
Handle Temperature Range	-50°C to 180°C		
Calibration	NIST-traceable calibration with data ^[5]		

[1] Includes calibration and 100 hour drift.

[2] Probe calibration ranges may differ from probe temperature ranges (see Calibrated Accuracy for calibration ranges).

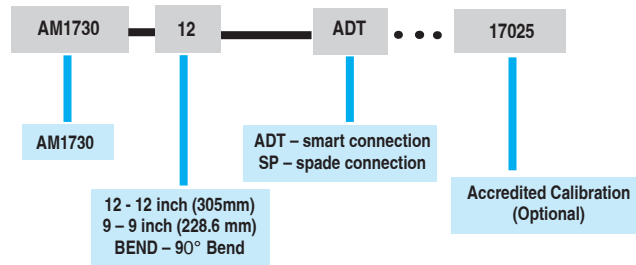
[3] Long-term drift rate is for reference only. It could be affected by such facts as handling, application, and maintenance, etc.

[4] For 63% response to step change in water moving at 1 meter per second.




[5] For 17025 accredited calibration, please contact Additel.

ORDERING INFORMATION

Model Number



Note: Carrying case included (excludes -BEND probes)

Optional Accessories			
Model	Quantity	Description	Picture
9070	1 pc	Smart connector for reference PRT for use with Additel temperature products	
9071	1 pc	Connector adapter from Additel smart connector to 4-wire with gold plated spades	
9072	1 pc	Connector adapter from Additel smart connector to 4-wire with clamps	

AccuMac AM1751

Secondary Reference PRT

- Affordable Reference Probe
- Temperature Range: -200°C to 670°C
- Accuracy: <0.012°C at 0.01°C
- Short-term Stability: <0.007°C
- Temperature Coefficient 0.003925 $\Omega/\Omega/^{\circ}\text{C}$
- Fully Meets the ITS-90 Criteria for Reference Thermometers
- Inconel™ Sheath to Withstand Harsh Environments



OVERVIEW

The AM1751 series of Secondary Reference PRTs offers affordable reference probes for precision temperature measurement and calibration both in the lab and in the field. These PRTs feature an accuracy of <0.012°C and a short term stability of <0.007°C.

To reach the best performance in stability and repeatability, the sensing element has been specially designed to protect the platinum sensing wire from contamination at high temperatures. A unique supporting structure and filling material provide the best balance among the hysteresis effect, mechanical shock and thermal shock performance. This high-performance probe fully meets the ITS-90 criteria for reference thermometers. Each probe comes standard with an NIST-traceable certificate of calibration.

SPECIFICATIONS

	AM1751-12	AM1751-BEND
Temperature Range	-200°C to 670°C	
Nominal Resistance at 0.01°C	100 Ω	
Temperature Coefficient	0.003925 $\Omega/\Omega/^{\circ}\text{C}$	
Accuracy	<0.012°C at 0.01°C	
Long Term Drift at 0.01°C*	<0.01°C at TPW after 100 hours at 661°C	
Short Term Stability	<0.007°C	
Thermal Shock	<0.005°C after 10 thermal cycles from minimum to maximum temperatures	
Hysteresis	$\leq 0.005^{\circ}\text{C}$	
Self-heating	50 mW/°C	
Response Time**	9 seconds	
Measurement Current	0.5 mA or 1 mA	
Sensor Length	1.26 in (32 mm)	
Sensor Location	0.12 in (3 mm) from tip	
Insulation Resistance	>1000 M Ω at room temperature	
Sheath Material	Inconel™	
Sheath Dimensions	0.25 in (6.35 mm) (OD) x 12 in (305 mm) (L)	0.25 in (6.35 mm) (OD) x 9.75 in (247.65 mm) vertical x 4.5 in (114.3 mm) horizontal
External Leads	Teflon™ insulated copper wire, 4 leads, 6.5 feet (2 meters)	
Handle Dimension	0.59 in (15 mm) (OD) x 2.56 in (65 mm) (L)	
Handle Temperature Range	-50°C to 180°C	
Calibration	NIST-traceable calibration with data***	

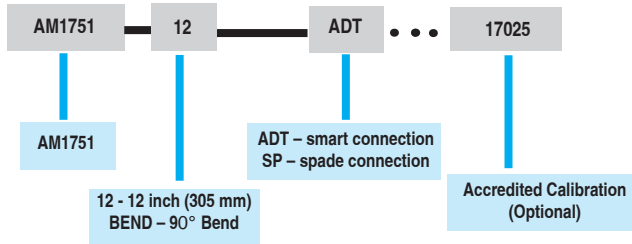
*Long-term drift rate is for reference only. It could be affected by such facts as handling, application, and maintenance, etc.

**For 63% response to step change in water moving at 1 meter per second.




*** For 17025 accredited calibration, please contact Additel.

ORDERING INFORMATION

Model Number



Note: Carrying case included (excludes -BEND probes)

Optional Accessories			
Model	Quantity	Description	Picture
9070	1 pc	Smart connector for reference PRT for use with Additel temperature products	
9071	1 pc	Connector adapter from Additel smart connector to 4-wire with gold plated spades	
9072	1 pc	Connector adapter from Additel smart connector to 4-wire with clamps	

AccuMac AM1760 & AM1762 Secondary SPRTs



- Reliable SPRT for Daily Use
- Rtpw Drift: <4mK after 100hrs at 661°C
- Short-term Stability : <0.002°C at 0.01°C
- Temperature Range: -200°C to 670°C
- Inconel™ Sheath to Withstand Harsh Environments
- Fully Meets the ITS-90 Criteria for Reference Thermometers



OVERVIEW

The AM1760 series Secondary SPRTs provides our customers with reliable secondary standards that can be used daily in their labs. These SPRTs feature an accuracy of <0.006°C at 0.01°C, a short term stability of <0.002°C and a very low drift rate of less than 0.004°C after 100 hours at 661°C. Two different lengths of these SPRTs are available at either 12 inches (305 mm) or 20 inches (508 mm).

The sensing element is designed to protect the platinum sensing wire from contamination at high temperatures, giving these SPRTs a high level of stability and repeatability in performance. A uniquely designed support structure and filling material provides excellent balance between the hysteresis effect, mechanical shock and thermal shock performance. This high performance probe fully meets the ITS-90 criteria for reference thermometers. Each probe comes standard with an NIST-traceable certificate of calibration.

SPECIFICATIONS

	AM1760	AM1762	AM1760/AM1762-BEND
Temperature Range	-200°C to 670°C		
Nominal Resistance at 0.01°C	100 Ω	25 Ω	100 Ω / 25 Ω
Temperature Coefficient	0.003925 Ω/Ω/°C		
Calibrated Accuracy (k=2) ^{[1][2]}	±0.010°C at -196°C ±0.006°C at 0.01°C ±0.015°C at 420°C ±0.025°C at 661°C		
Long Term Drift at 0.01°C ^[3]	<0.004°C at TPW after 100 hours at 661°C		
Short Term Stability	<0.002°C		
Thermal Shock	<0.002°C after 10 thermal cycles from minimum to maximum temperatures		
Self-heating	0.0015°C at 0.5 mA current	0.0015°C at 1 mA	0.0015°C at 0.5 mA 0.0015°C at 1 mA
Response Time ^[4]	9 seconds		
Measurement Current	0.5 mA	1 mA	0.5 mA / 1 mA
Sensor Length	1.65 in (42 mm)		
Sensor Location	0.2 in (5 mm) from tip		
Insulation Resistance	>1000 MΩ at room temperature		
Sheath Material	Inconel™		
Sheath Dimensions	1760-20: 0.25 in (6.35 mm) (OD) x 20 in (508 mm) (L) 1760-12: 0.25 in (6.35 mm) (OD) x 12 in (305 mm) (L)	1762-20: 0.25 in (6.35 mm) (OD) x 20 in (508 mm) (L) 1762-12: 0.25 in (6.35 mm) (OD) x 12 in (305 mm) (L)	0.25 in (6.35 mm) (OD) x 9.75 in (247.65 mm) vertical x 4.5 in (114.3 mm) horizontal
External Leads	Teflon™ insulated copper wire, 4 leads, 3.5 feet (2 meters)		
Handle Dimension	0.59" (15 mm) (OD) x 2.56" (65 mm) (L)		
Handle Temperature Range	-50°C to 180°C		
Calibration	NIST-traceable calibration with data ^[5]		

[1] Includes calibration and 100 hour drift.

[2] Probe calibration ranges may differ from probe temperature ranges (see Calibrated Accuracy for calibration ranges).

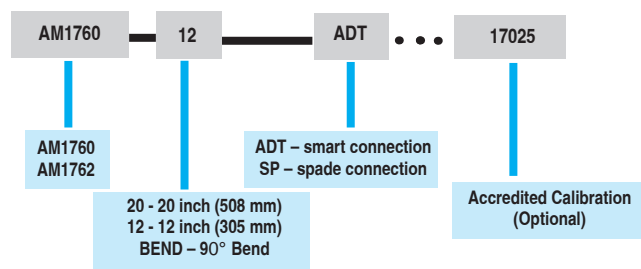
[3] Long-term drift rate is for reference only. It could be affected by such facts as handling, application, and maintenance, etc.

[4] For 63% response to step change in water moving at 1 meter per second.




[5] For 17025 accredited calibration, please contact Additel.

ORDERING INFORMATION

Model Number



Note: Carrying case included (excludes -BEND probes)

Optional Accessories			
Model	Quantity	Description	Picture
9070	1 pc	Smart connector for reference PRT for use with Additel temperature products	
9071	1 pc	Connector adapter from Additel smart connector to 4-wire with gold plated spades	
9072	1 pc	Connector adapter from Additel smart connector to 4-wire with clamps	

AccuMac AM1210

Reference Standard Type S Thermocouple



- Affordable Reference Standard
- Type S
- Short-term Stability: $<0.2^{\circ}\text{C}$ at 1084.62°C
- Temperature Range: 0°C to 1300°C



OVERVIEW

The AM1210 Reference Standard Type S Thermocouple is made from reference grade platinum and platinum-rhodium alloy. It covers a temperature range from 0°C to 1300°C with a short term stability of $<0.2^{\circ}\text{C}$ all the way to the Freezing Point of Copper (1084.62°C). It is commonly used as a reference standard to calibrate industrial thermocouples. All thermocouple wires and parts are specially cleaned and annealed before assembly. Every AM1210 thermocouple is fully annealed and tested again after assembly to meet the tolerance criteria as specified below:

$$E(t_{\text{Cu}}) = 10.575 \pm 0.015$$

$$E(t_{\text{Al}}) = 5.860 + 0.37(E(t_{\text{Cu}}) - 10.575) \pm 0.005$$

$$E(t_{\text{Zn}}) = 3.447 + 0.18(E(t_{\text{Cu}}) - 10.575) \pm 0.005$$

SPECIFICATIONS

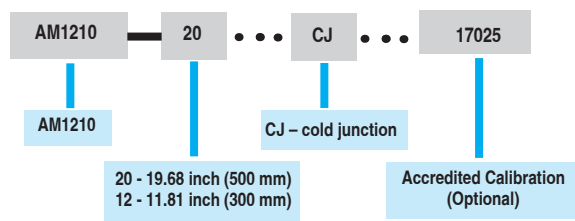
	AM1210-20	AM1210-12
Temperature Range	0°C to 1300°C	
Type	Type S: Platinum/10% Rhodium vs. Platinum	
Long Term Drift*	$<0.5^{\circ}\text{C}$ at 1210°C after 1 year typical usage	
Tolerance (mV)	$E(t_{\text{Cu}}) = 10.575 \pm 0.015$ $E(t_{\text{Al}}) = 5.860 + 0.37(E(t_{\text{Cu}}) - 10.575) \pm 0.005$ $E(t_{\text{Zn}}) = 3.447 + 0.18(E(t_{\text{Cu}}) - 10.575) \pm 0.005$	
Short Term Stability	$<0.2^{\circ}\text{C}$ at 1084.62°C	
Diameter of thermocouple wire	0.02 in (0.5 mm)	
Sheath Material	Alumina	
Sheath Dimensions	0.236 in (6mm) (OD) x 19.68 in (500 mm) (L)	0.236 in (6mm) (OD) x 11.81 in (300 mm) (L)
Total TC Wire Length	47.25 in (1200 mm)	39.37 in (1000 mm)
Documentation**	Report of test with data	

*Long-term drift rate is for reference only. It could be affected by such facts as handling, application, and maintenance, etc.

** For 17025 accredited calibration, please contact Additel.

ORDERING INFORMATION

Model Number



Note: Carrying case included

Additel 260Ex Handheld Multichannel Reference Recorder

- Up to 8 measurement channels
- Intrinsically safe
- Field Switchable Pressure Module
- Data logging with Real-time Graphical Trending
- Supports Hydrostatic Testing
- Color Touchscreen Display
- Built-in Barometer
- Optional RTD Probes Available
- Bluetooth and USB Communication
- Communicates with Additel's Link Mobile App



Additel 260Ex with ADT158Ex module

OVERVIEW

Additel's 260Ex is an intrinsically safe handheld multichannel reference recorder with 8 different channel configurations. Armed with Additel's most versatile and capable handheld, technicians are now able to measure and collect data for pressure, temperature (RTD probes available), barometric pressure and electrical measurement all in one highly portable device. The powerful logging capability and high-level of intrinsic safety make the ADT260Ex the perfect companion for use in the pipeline industry by supporting hydrostatic pressure testing, air leak testing, inlet and outlet pressure testing at pump stations, safety valve and ex-proof membrane testing, wellhead pressure testing, pipeline filter testing, differential pressure transmitter/flow computing testing, as well as routine calibration of pressure devices.

Intrinsically Safe:

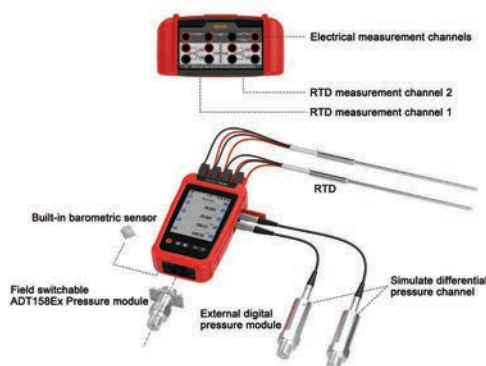
The ADT260Ex has passed the most stringent ATEX, IECEx, CSA, and UKCA intrinsic safety certifications. Each unit complies with a certification level of Ex ia IIC T4 Ga. This highly qualified reference recorder can be widely used in potentially explosive gas environments, such as oil and gas platforms, refineries, chemical and petrochemical plants, pharmaceutical industry, energy and gas processing industry.

Datalogging Capabilities:

The Additel 260Ex includes a sizable built-in automatic recording capability which supports multi parameter logging, trend curve display, local curve observation and statistical feedback. The logged results are stored onboard and can be viewed locally. The data storage capacity is up to 10 million readings (single channel) with a logging interval that is configurable from 0.1s ~ 9999s.

8 Channel Combinations:

- Channel 1: Built-in digital pressure module, field switchable
- Channel 2: Built-in barometer, which can be calibrated by the user
- Channels 3 and 4: External digital pressure module inputs
- Channel 5: Simulated differential pressure channel synthesized using channels 3 and 4
- Channels 6 and 7: Temperature measurement channels supporting resistance sensors with 2, 3 or 4 wires
- Channel 8: Measures current, voltage, frequency, pulse or switch testing. Built-in loop power included.



Look us up on www.additel.com or call today (1)714-998-6899

FUNCTIONAL FEATURES

Functional Features	Details
RTD Measurement	2, 3, or 4 wire (user selectable). Unit measurement as °C, °F, K or ohms.
Filtering	Average sliding filter (sample 1-50) first-order linear filter (coefficient 0.01-1)
Switch	The measurement value will be automatically displayed at the moment the switch changes state. The latest 8 state changes will be stored in the memory.
Pressure Tare	Tare value is set through the user interface
Pressure stability indicator	Stability time and criteria is selectable
Power management	Backlight auto off Auto power off

SPECIFICATIONS

General Specification	
Input Channel	Top: 2 channels RTD measurement, 1 channel electric signal measurement, ϕ 4mm banana jacks
	Right side: 2 channels for external digital pressure module, Lemo style connection
	Bottom: embedded digital pressure module (model ADT158Ex) field switchable.
	Internal: 1 embedded atmospheric pressure sensor
Barometric Accuracy	± 55 Pa
Measurement Rate	mV, V, mA & frequency and RTD: 3 times/ sec
	Pressure module: 1~10 times/sec selectable (3 as default)
	Barometric: 1 times/ sec
Data Storage	Logging interval: from 0.1~9999 seconds, log up to 10 million readings (single channel)
Power	4000mAh, 14.4Wh explosion-proof intelligent lithium battery, charging time is 6~8 hours, the battery can be charged independently Typical working time 100 hours (measurement mode)
Environmental	Guaranteed temperature range of technical specifications: (-10 ~ 50)°C *Temperature coefficient: ± 5 ppm FS/°C (-20 to -10)°C
	Operating temperature: (-20 ~ 50)°C
	Storage temperature range: (-30 ~ 70)°C
	Humidity: 0% to 95% RH, non-condensing Altitude: 3000 meters
Warm Up Time	10 minutes to fully meet technical specifications
Port Protection Voltage	30V max
Explosion-proof Grade	ATEX & IECEX: Ex ia IIC T4 Ga (Ta = -20°C to +50°C)
	CSA: Class I, Division 1, Group A,B,C and D, T4 Class I, Zone 0, AEx ia IIC T4 Ga Ta = -20°C to + 50°C Ex ia IIC T4 Ga
	UKCA-EX
CE Certification	TUV IEC61326, IEC61010
Rohs Compliance	Rohs II Directive 2011/65/EU, EN50581:2012
Protection Level	IP67, 1 meter drop test
Communication	Isolate USB-TYPEC (slave), Bluetooth
Display	4.4-inch color display capacitive screen, transfective, with LED backlight
Size	6.97" x 4.13" x 2.04" (177 mm x 105 mm x 52 mm) which does not include the bottom mount ADT158Ex if installed.
Weight	1.65 lb (0.75 kg)
Warranty Time	1 year



Metrology Made Simple

Electrical Specifications

Specification	Range	Accuracy	Resolution	Note
RTD Measurement Accuracy	0~400Ω	0.01%RDG+0.005%FS ^[1]	1mΩ	Excitation current: 1 mA
Voltage Measurement	±300mV	0.015%RDG + 0.005%FS	1uV	Impedance: >100MΩ
	±30V	0.015%RDG + 0.005%FS	0.1mV	Impedance: >1MΩ
Current Measurement	±30mA	0.015%RDG + 0.005%FS	0.1uA	Impedance: < 40Ω
Frequency Measurement	0.01~50000Hz (auto range)	0.005% RDG + 2 last digit	6-digit auto-resolution	Min threshold voltage: 2.5V
	Units: Hz, kHz, MHz, CPM, CPH, s, ms, us			
Switch On-Off Measurement	Inspection voltage: (3 ~ 30)V Response speed: < 10ms, supports wet and dry switch			
Pulse Count	0 ~ 9999999, optional rising edge and falling edge Min threshold voltage: 2.5V			
Loop Power	20V ± 10%, max output impedance: 320Ω, max load current: 25mA			

Note [1]: Accuracy applies to 4-wire probes. For 3-wire probes add 10mΩ, for 2-wire probes add 50mΩ

PRESSURE TECHNICAL SPECIFICATIONS

Specifications	
Pressure resolution	4, 5, or 6 digit resolution (user selectable)
Temperature Compensation	-10°C~50 °C
Pressure Module Type	Built-in digital pressure module: ADT158Ex, for more detailed information, please see ADT 158Ex datasheet. External digital pressure module: ADT161Ex, for more detailed information, please see ADT 161Ex datasheet.
Specifications	Refer to the technical specification of the ADT158Ex and ADT161Ex.
High Static Pressure and Differential Pressure Synthesis Index	Two modules must be with the same range; Typical Differential pressure accuracy of 0.002%FS or 0.02%RD, whichever is greater when using two 0.02%FS external modules. Typical Differential pressure accuracy of 0.002%FS or 0.05%RD, whichever is greater when using two 0.05%FS external modules.

Note: For more explanation, please reference application note "Achieving High Accuracy for High Static Differential Pressure Measurements"

Pressure Ranges

Gauge Pressure ^[1]					
P/N	Pressure Range		Media ^[2]	Accuracy (%FS)	Burst Pressure
	(psi)	(bar)			
V15	-15	-1.0	G	0.02	3x
GP2	2	0.16	G	0.05	3x
GP5	5	0.35	G	0.05	3x
GP10	10	0.7	G	0.02	3x
GP15	15	1.0	G	0.02	3x
GP30	30	2.0	G	0.02	3x
GP50	50	3.5	G, L	0.02	3x
GP100	100	7.0	G, L	0.02	3x
GP150	150	10	G, L	0.02	3x
GP300	300	20	G, L	0.02	3x
GP500	500	35	G, L	0.02	3x
GP600	600	40	G, L	0.02	3x
GP1K	1,000	70	G, L	0.02	3x
GP1.5K	1,500	100	G, L	0.02	3x
GP2K	2,000	140	G, L	0.02	3x
GP3K	3,000	200	G, L	0.02	3x
GP5K	5,000	350	G, L	0.02	3x
GP10K	10,000	700	G, L	0.02	2x
GP15K	15,000	1,000	G, L	0.05	2x
GP20K	20,000	1,400	G, L	0.05	1.5x
GP25K	25,000	1,600	G, L	0.05	1.5x
GP30K	30,000	2,000	G, L	0.05	1.5x
GP36K	36,000	2,500	G, L	0.05	1.5x
GP40K	40,000	2,800	G, L	0.05	1.35x
GP50K	50,000	3,500	G, L	0.1	1.2x
GP60K	60,000	4,200	G, L	0.1	1.1x

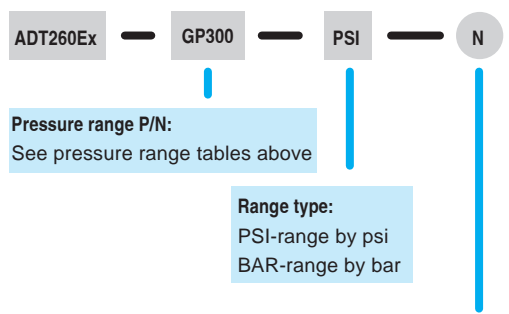
Compound Pressure						
P/N	Pressure Range		Media	Accuracy	Pressure Rating	
	psi	bar			Burst	Over Pressure
CP2	±2	±0.16	G	0.05% FS	3x	1.2x
CP5	±5	±0.35	G	0.02% FS	3x	1.2x
CP10	±10	±0.7	G	0.02% FS	3x	1.2x
CP15	±15	±1.0	G	0.02% FS	3x	1.2x
CP30	-15 to 30	-1 to 2.0	G	0.02% FS	3x	1.2x
CP50	-15 to 50	-1 to 3.5	G	0.02% FS	3x	1.2x
CP100	-15 to 100	-1 to 7.0	G,L	0.02% FS	3x	1.2x
CP300	-15 to 300	-1 to 20	G,L	0.02% FS	3x	1.2x
CP500	-15 to 500	-1 to 35	G,L	0.02% FS	3x	1.2x
CP600	-15 to 600	-1 to 40	G,L	0.02% FS	3x	1.2x
CP1K	-15 to 1,000	-1 to 70	G,L	0.02% FS	3x	1.2x
CP2K	-15 to 2,000	-1 to 140	G,L	0.02% FS	3x	1.2x
CP3K	-15 to 3,000	-1 to 200	G,L	0.02% FS	3x	1.2x
CP5K	-15 to 5,000	-1 to 350	G,L	0.02% FS	3x	1.2x
CP10K	-15 to 10,000	-1 to 700	G,L	0.02% FS	2x	1.2x

[1] Sealed gauge pressure for above 1000 psi

[2] G=Gas, L=Liquid

ORDERING INFORMATION

Model Number



Pressure range P/N:
See pressure range tables above

Range type:
PSI-range by psi
BAR-range by bar

Pressure port type:
N- 1/4NPT male
N2- 1/2NPT male
B-1/4BSP male
B2-1/2BSP male
M-M20X1.5 male
AF-Autoclave F-250-C female
AM-Autoclave M-250-C male

Accessories (included)		
Model number	Description	QTY
9811Ex-X	110V/220V external power adapter	1 pc
9704Ex	Chargeable Li-ion battery	1pc
9021	Test leads	5 sets (10 pcs)
9040	Hanging strap with magnet	1 pc
	ISO 17025 accredited calibration certificate	1 pc

Optional Accessories	
Model number	Description
ADT158Ex	Built-in digital pressure module (see ADT158Ex datasheet)
ADT161Ex	External digital pressure module (see ADT161 datasheet)
AM1602-6FT	Class A, PT100/385 Industrial RTD, -40°C to 160°C, 3/16 (4.76 mm) inch x 2 inch (50 mm) with 6 foot (1.8 Meters) cable w/ banana jack connectors
AM1602-15FT	Class A, PT100/385 Industrial RTD, -40°C to 160°C, 3/16 (4.76 mm) inch x 2 inch (50 mm) with 15 foot (4.5 Meters) cable w/ banana jack connectors
AM1602-30FT	Class A, PT100/385 Industrial RTD, -40°C to 160°C, 3/16 (4.76 mm) inch x 2 inch (50 mm) with 30 foot (9 Meters) cable w/ banana jack connectors
AM1602-60FT	Class A, PT100/385 Industrial RTD, -40°C to 160°C, 3/16 (4.76 mm) inch x 2 inch (50 mm) with 60 foot (18.2 meters) cable w/ banana jack connectors
AM1602-100FT ^[1]	Class A, PT100/385 Industrial RTD, -40°C to 160°C, 3/16 (4.76 mm) inch x 2 inch (50 mm) with 100 foot (30.5 meters) cable w/ banana jack connectors
9060	Pressure module connection cable
9905	Hard carrying case for handheld calibrators and readouts with space for two RTDs
9918-SC	Soft carrying case, with space for handheld instrument, test leads, and accessories
9530-BASIC	Additel/Acal Automated calibration software with asset management, basic version
9530-NET	Additel/Acal Automated calibration software with asset management, network version, Includes server installation and 1 user license

Note:
[1] For custom RTD cable lengths over 100 feet (30 meters), which will adhere to Class B, please contact Additel.

Note: The ADT260Ex can be purchased without the ADT158Ex module
If needed using the following part number:
ADT260Ex-NO



ADT260Ex with AM1602 temperature probe



"ADT161Ex pressure modules - See ADT161 Datasheet for more info"



"ADT158Ex pressure module - for use with ADT260Ex (bottom mount)"

Additel 209 and 210 Series Loop Calibrator



- Accuracy to 0.01% of reading
- Small and rugged handheld design
- Measure, source, or simulate loop current
- Measure DC volts
- Simultaneously mA and % span display
- Switch functionality
- Selectable ramp and step functions
- Easy to read display and user interface
- HART 250Ω resistor in series with 24V loop



OVERVIEW

The new Additel 209 and 210 loop calibrator series combine ease of use and functionality, making them the ideal tools to troubleshoot your process loop. The ADT209 has an accuracy of 0.03% of reading whereas the ADT210 holds an accuracy of 0.01% of reading. If you want to source, simulate or simply measure, the Additel Loop calibrator series will fit your need. The ADT209 and ADT210 allow for measurement of current, voltage and a switch. You can also simulate or source mA or a process transmitter. With a push of a button, you can switch to zero and span values, auto ramp, and auto step throughout the range. Each loop calibrator has a large, easy to read screen which simultaneously displays the measurement with the % of span.

ELECTRICAL MEASURE SPECIFICATIONS

	Range	Resolution	ADT209 Accuracy	ADT210 Accuracy
Voltage DC ¹	0 to 30 V	1 mV	0.03%RD + 2mV	0.01%RD + 2mV
Current DC ²	0 to 24 mA	1 μA	0.03%RD + 2μA	0.01%RD + 2μA
Switch test	Input resistance more than 500 MΩ Trigger level: low level <0.3V; high level: >2V			

[1] 1MΩ input resistance

[2] Loop transmitter current measure: 700Ω maximum

ELECTRICAL SOURCE SPECIFICATIONS

	Range	Resolution	ADT209 Accuracy	ADT210 Accuracy
Current DC	0 to 24 mA	1 μA	0.03%RD + 2 μA	0.01%RD + 2 μA
Source mode	700Ω/20 mA maximum			
Sink mode	External loop voltage nominal 24 V, maximum 30 V, minimum 12 V			

GENERAL SPECIFICATIONS

Voltage limit	30 V between terminals or between terminals and ground
Measurement Functions	Auto step, auto ramp, span step
Display	VA LCD display. 2.04 x 2.04 in (52 x 52 mm)
Loop power	24 V
Over-voltage protection	30 V DC (240 V AC)
Overload current protection	33 mA DC
Storage temperature	-20°C to 70°C
Working Environment	-10 to 50°C, 95%RH
Working Altitude	<3,000 m
Vibration/shock	Random 2G 5 to 500 Hz 1 meter drop
Power	One 9 V alkaline battery (ANSI/NEDA 1604A or IEC) DC9 V optional adapter available
Battery life (typical)	Output mode: 18 hours (12 mA/500Ω) Measure mode: 50 hours
Size (LxWxH)	163 x 83 x 41 mm
Weight	350 g
Calibration Certification	ISO 17025 Accredited Calibration with data
Compliance Certification	ADT209: CE ADT210: CE
Warranty	3 years

ORDERING INFORMATION

Model Number

ADT209

ADT210

Accessories included

9024	Test lead set	1 set
	Alligator clips	2 pcs
	9V Alkaline battery	1 pc

Optional Accessories

9812	110V/220V external power adapter (DC 9V)
------	--

ADT226 Multifunction Process Calibrators & ADT227 Documenting Multifunction Process Calibrators



Selection Guide

Models		ADT226 Multifunction Process Calibrator	ADT227 Documenting Multifunction Process Calibrator	ADT227-HART Documenting Multifunction Process Calibrator	ADT226Ex Multifunction Process Calibrator	ADT227Ex Documenting Multifunction Process Calibrator	ADT227Ex-HART Documenting Multifunction Process Calibrator
Measure							
Voltage	mV DC	±300 mV	±300 mV	±300 mV	±300 mV	±300 mV	±300 mV
	V DC	±30 V	±30 V	±30 V	±30 V	±30 V	±30 V
High Voltage	V DC/AC	±300V DC/AC	±300V DC/AC	±300V DC/AC			
Current (mA DC)		±30 mA	±30 mA	±30 mA	±30 mA	±30 mA	±30 mA
Resistance		0 - 4000 Ω	0 - 4000 Ω	0 - 4000 Ω	0 - 4000 Ω	0 - 4000 Ω	0 - 4000 Ω
Frequency		0.01 - 50,000 Hz	0.01 - 50,000 Hz	0.01 - 50,000 Hz	0.01 - 50,000 Hz	0.01 - 50,000 Hz	0.01 - 50,000 Hz
Pulse		0 - 9,999,999	0 - 9,999,999	0 - 9,999,999	0 - 9,999,999	0 - 9,999,999	0 - 9,999,999
Limit Switch		•	•	•	•	•	•
Thermocouple TC		-10 - 75 mV	-10 - 75 mV	-10 - 75 mV	-10 - 75 mV	-10 - 75 mV	-10 - 75 mV
Pressure Module Serial Ports		2	2	2	2	2	2
Source / Simulate							
Voltage (V DC)		0 - 15 V	0 - 15 V	0 - 15 V	0 - 10.5 V	0 - 10.5 V	0 - 10.5 V
Current (mA DC)		0 - 25 mA	0 - 25 mA	0 - 25 mA	0 - 25 mA	0 - 25 mA	0 - 25 mA
Resistance		0 - 4000 Ω	0 - 4000 Ω	0 - 4000 Ω	0 - 4000 Ω	0 - 4000 Ω	0 - 4000 Ω
Frequency		0.01 - 50,000 Hz	0.01 - 50,000 Hz	0.01 - 50,000 Hz	0.01 - 50,000 Hz	0.01 - 50,000 Hz	0.01 - 50,000 Hz
Pulse		0 - 9,999,999	0 - 9,999,999	0 - 9,999,999	0 - 9,999,999	0 - 9,999,999	0 - 9,999,999
Thermocouple TC		-10 - 75 mV	-10 - 75 mV	-10 - 75 mV	-10 - 75 mV	-10 - 75 mV	-10 - 75 mV
Recording							
Scaling		•	•	•	•	•	•
Min/Max/Avg/Tare		•	•	•	•	•	•
Hold		•	•	•	•	•	•
Task			•	•		•	•
On-demand Logging			10,000 readings	10,000 readings		1,000 readings	1,000 readings
Features							
Intrinsically Safe (Ex)					•	•	•
Color Touchscreen Display		•	•	•	•	•	•
Port Protection		50V Max	50V Max	50V Max	Pi = 0.75W, Ui = 30V, Ii = 100mA	Pi = 0.75W, Ui = 30V, Ii = 100mA	Pi = 0.75W, Ui = 30V, Ii = 100mA
Loop power		24 V	24 V	24 V	20 V	20 V	20 V
Ramp/step		•	•	•	•	•	•
Simulate Transmitter		•	•	•	•	•	•
RTD		•	•	•	•	•	•
Thermocouple TC		•	•	•	•	•	•
Internal CJC		•	•	•	•	•	•
Bluetooth		•	•	•	•	•	•
HART Communication				•			•
Full HART Communicator				•			
Documenting			•	•		•	•
IP67 Compliance		•	•	•	•	•	•
Warranty		3 Years	3 Years	3 Years	3 Years	3 Years	3 Years
ISO 17025 Accredited Calibration		•	•	•	•	•	•

Additel 226, 226Ex Multifunction Process Calibrator



- Sourcing, Simulating and Measuring Pressure, Temperature and Electrical Signals
- Built-in Barometer
- Intrinsically Safe Models Available (Ex)
- Large Smartphone Like Touchscreen User Experience
- USB Type-C and Bluetooth Communications
- IP67 Rated
- High Voltage Measurement Capability (300V AC)
- True RMS Voltage Meter Capability
- Dual Channel Pressure Module Ports
- High Static Differential Pressure Measurement 0.002% FS
- ISO 17025-accredited Calibration w/data Included



OVERVIEW

Additel's new Multi-functional Process Calibrator series takes portability, functionality, and accuracy to a whole new level and packages it with an intuitive and easy to use color touchscreen display. The ADT226 is a powerful yet cost effective process calibrator, which has an ATEX certified intrinsically safe option - ADT226Ex allowing you to perform calibration work in the harshest of environments. We're confident these new tools will not only meet your calibration requirements but will make metrology simple for you!

Features

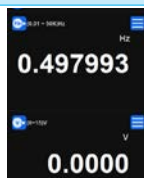
Easy-to-use Cellphone Like Interface

The ADT226 series brings an all new user interface to the world of process calibrators. With a menu driven interface and small size/weight, the ADT226 is the industry's smallest multifunctional process calibrator with an intrinsically safe version to boot (ADT226Ex).

It adopts advanced human hand engineering design for the most convenient field handheld process calibrator available. The ADT226 has been developed with a powerful embedded operating system which solves common problems of other designs including slow response, cumbersome key operation, high power consumption and overall slow processing.



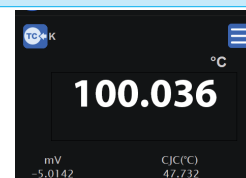
Accuracy



Additel's new and improved ADT226 series provides much improved accuracies including an electrical accuracy of 0.015% RD + 0.005% FS, high-static differential pressure mode accuracy to 0.002% FS and across the board improvements in temperature measurement accuracies.

Thermocouple Measurement Performance

The ADT226 series delivers highly improved thermocouple measurement capabilities by vastly improving the cold junction compensation(CJC) specifications and a much improved stabilization time.



Features



Time Saving Features



In addition to all the great features mentioned above, the ADT226 series is loaded with time saving features like our builtin pressure and temperature converter, thermal calculator, wiring diagram guide for assisting with electrical connections, a built-in diagnostic center including intelligent alarm messaging and a real time error report and comprehensive selftesting to help our customers get the very most out of their investment in Additel calibration tools.

Portable and Robust



The demands of remote calibration work can be challenging. The ADT226 series is lightweight and highly portable and utilizes an advanced color LCD screen to help ensure you can easily see, even in the (Ex) intrinsically safe versions.

All models in the ADT226 family have been designed with ruggedness and dependability in mind and meet IP67 standards with a 1-meter drop test, 4G vibration, xenon exposure and 130g steel ball drop testing of the display.

Other environmental conditions have also been considered, such as temperature and humidity. To combat these external elements, Additel has designed a unique internal circuit design and process technology to allow for the utmost confidence in your critical calibration and measurement work.

Intrinsically Safe Option

The Additel 226Ex series calibrators have passed the most stringent testing by certified organizations to acquire intrinsically safe certificates, ATEX, IECEx, CSA and UKCA. The explosion-proof grade (Ex ia IIC T4 Ga), can be widely used in potentially explosive environments, such as oil and gas platforms, oil refineries, chemical and petrochemical plants, pharmaceutical industries, energy and gas processing industries.

Each intrinsically safe calibrator has an advanced transfective color LCD display which has enhanced visibility when viewed in direct sunlight. No matter where your work takes you, these calibrators are up to the task.



Voltage Meter (RMS)



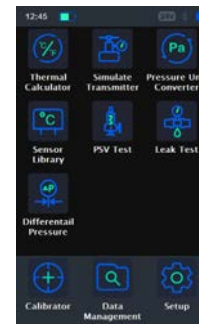
The Additel 226 non-Ex version is equipped with "true effective value" RMS measuring function, which can measure the RMS of various waveforms with no need to consider distortion or waveform parameters and other errors caused by various waveforms

Targeted application features

The onboard applications provide a useful selection of features including high static differential pressure mode, pressure leak test, safety valve test, analog transmitter calibration, unit converter, thermal calculator, and snapshots to name a few.

High static differential pressure mode uses two sensors, unique calculation technology to achieve a differential pressure measurement to 0.002% FS at high static pressures. The leak test will automatically calculate the pressure drop to determine a leak condition. The safety valve test is a specialized task which captures the exact pressure release point by taking 10 readings per second during a valve crack test.

You will find this and much more as we continue to develop new apps at Additel.



Connectivity & Battery



Users can remotely connect mobile devices to the ADT226 via Bluetooth with an unobstructed distance up to 20 meters. The included USB type-C comm port and cable provide a hard wired communication option as well as charging for the removeable Li-ion battery, which provides up to 35 hours of run time.

SPECIFICATIONS

Electrical Specification

Source Accuracy						
Specifications	ADT226			ADT226Ex		
	Range	Resolution	Accuracy	Range	Resolution	Accuracy
Voltage DC	0 to 15 V	0.1 mV	0.015%RDG+0.005%FS	0 to 10.5 V	0.1 mV	0.02%RDG+0.005%FS
Current DC	0 to 25 mA	0.1 uA	0.015%RDG+0.005%FS	0 to 25 mA	0.1 uA	0.02%RDG+0.005%FS
Resistance	0 to 400 Ω	1 mΩ	0.015%RDG+0.005%FS	0 to 400 Ω	1 mΩ	0.02%RDG+0.005%FS
	0 to 4000 Ω	10 mΩ	0.015%RDG+0.005%FS	0 to 4000 Ω	10 mΩ	0.02%RDG+0.005%FS
Frequency	0.01 to 50000.0 Hz	Auto range, 6-digit	0.005%RDG+5 on last digit	0.01 to 50000.0 Hz	Auto range, 6-digit	0.005%RDG+5 on last digit
Voltage mV (TC)	-10 to 75 mV	0.1 uV	0.015%RDG + 0.005%FS	-10 to 75 mV	0.1 uV	0.02%RDG+0.005%FS
Pulse	0 to 9999999	1	N/A	0 to 9999999	1	N/A
Optional rising edge and falling edge, minimum threshold voltage: 2.5V						
Loop power (max 25mA)	24 V	N/A	±1 V	20 V	N/A	± 10%

Measurement Accuracy Cont.

Specifications	ADT226			ADT226Ex		
	Range	Resolution	Accuracy	Range	Resolution	Accuracy
Voltage DC	-300 to 300 mV	1 μV	0.015% RDG + 0.005% FS	-300 to 300 mV	1μV	0.02% RDG + 0.005% FS
	-30 to 30 V	0.1 mV	0.015%RDG+0.005%FS	-30 to 30 V	0.1 mV	0.02% RDG + 0.005% FS
	Temperature Coefficient: ±5 ppm FS/°C (-10°C to 10°C and 30°C to 50°C)			Temperature Coefficient: ±5ppm FS/°C (-20°C to -10°C)		
	Impedance: -300 mV to 300 mV = > 100 MΩ -30 V to 30 V = >1 MΩ					
DC High Voltage	-300 to 300 V	10 mV	0.05% RDG + 0.01% FS	N/A		
	Temperature coefficient: ±0.0025% FS/°C (-10°C to 10°C and 30°C to 50°C)					
	The highest input voltage is 300 V, IEC61010 300V CATII					
	Commoning mode rejection: >100 dB (at 50 or 60 Hz)					
	Impedance: > 4 MΩ, DC coupling					
AC High Voltage	300V (40 to 500 Hz)	10 mV	0.5% RDG + 0.05% FS	N/A		
	Temperature coefficient: ± (0.025% RD + 0.0025% FS) /°C (-10°C to 10°C and 30°C to 50°C)					
	The highest input voltage is 300 V, IEC61010 300V CATII					
	9% to 100% of range is suitable for the above accuracy indicators					
	Impedance: >4 MΩ, <100pF, AC coupling					
Current DC	-30 to 30 mA	0.1 μA	0.015% RDG + 0.005% FS	-30 to 30 mA	0.1 μA	0.02% RDG + 0.005% FS
	Temperature Coefficient: ±5ppm FS/°C (-10°C to 10°C and 30°C to 50°C), Impedance: < 40 Ω					
Resistance (4-Wire)	0 to 400 Ω	1 mΩ	0.015% RDG + 0.005% FS	0 to 400 Ω	1 mΩ	0.02% RDG + 0.005% FS
	0 to 4000 Ω	1 mΩ	0.015% RDG + 0.005% FS	0 to 4000 Ω	10 mΩ	0.02% RDG + 0.005% FS
	Temperature Coefficient: ±5ppm FS/°C (-10°C to 10°C and 30°C to 50°C)			Temperature Coefficient: ±5ppm FS/°C (-20°C to -10°C)		
	2-Wire + 50 mΩ, 3-wire + 10 mΩ					
	Excitation current: 0.2 mA					

SPECIFICATIONS

Measurement Accuracy Cont.

Specifications	ADT226			ADT226Ex		
	Range	Resolution	Accuracy	Range	Resolution	Accuracy
Voltage mV (TC)	-10 to 75 mV	0.1 μV	0.015% RDG + 0.005% FS	-10 to 75 mV	0.1 μV	0.02% RDG + 0.005% FS
	Temperature Coefficient: ±5ppm FS/°C (-10°C to 10°C and 30°C to 50°C)			Temperature Coefficient: ±5ppm FS/°C (-20°C to -10°C)		
	Impedance: >100 MΩ					
Frequency	0.01 to 50000 Hz	Auto range, 6-digit	0.005% RDG + 5 on last digit	0.01 to 50000 Hz	Auto range, 6-digit	0.005% RDG + 5 on last digit
	Minimum threshold voltage: 2.5 V					
	Supported units: Hz, kHz, MHz, CPM, CPH, s, ms, μs					
Pulse	0 to 9999999	1	N/A	0 to 9999999	1	N/A
	Optional rising edge and falling edge, minimum threshold voltage: 2.5V					
Switch	Support for dry or wet switch, voltage range of 3 to 30 V, response speed of < 10 ms					

General Specification

Specifications	ADT226	ADT226Ex
Operating Temperature	-10 $^{\circ}$ C to 50 $^{\circ}$ C	-20 $^{\circ}$ C to 50 $^{\circ}$ C
Specification guaranteed temperature range	10 $^{\circ}$ C to 30 $^{\circ}$ C	-10 $^{\circ}$ C to 50 $^{\circ}$ C
Storage Temperature	-30 $^{\circ}$ C to 70 $^{\circ}$ C	-30 $^{\circ}$ C to 70 $^{\circ}$ C
Humidity	<95%, non-condensing	<95%, non-condensing
Power supply	6600mAh, 23.8Wh lithium battery, charging time 4~6 hours, battery pack can be charged independently	4000mAh 14.4Wh Explosion-proof lithium battery pack charging time 6~8 hours, battery pack can be charged independently
User interface	Icon drive menus	Icon driven menus with navigation buttons
Ports protection voltage	50V max	30V max
Display	5.0 inch 480 x 800 mm TFT LCD capacitive screen	4.4 inch 640 x 480 mm color display capacitive screen
Maximum altitude	3000 meters	
European Compliance	CE Mark	
Electrical Connection	\varnothing 4mm sockets and flat mini-jack thermocouple socket	
Size	6.97" x 4.13" x 2.04" (177 mm x 105 mm x 52 mm)	
Weight	1.6 lb (0.7 kg)	1.65 lb (0.75Kg)
Battery	Rechargeable Li-ion battery (included)	
Battery Life	Typically 16 hours	Typically 35 hours
Battery Charge	110V/220V external power adapter included. Battery can be charged external to the unit. Typically charge time is 6-8 hours.	
External pressure module	Dual channel aerial plug, can connect two digital pressure modules	
Warm-up time	Full specification performance is achieved after a 10 minute warm-up time.	
ROHS compliant	Rohs II Directive 2011/65/EU, EN50581:2012	
Display rate	3 readings per second	
Barometric Accuracy (Built-in barometer)	55Pa	
IP protection level	IP67, 1 meter drop test	
Communication	Isolate USB-TYPEC (slave), Bluetooth BLE	
Calibration	ISO 17025 accredited calibration with data	
Warranty	3 years	

Pressure Specification

Pressure Specification(ADT226 & ADT226Ex)

The 161 series Intelligent Digital Pressure Modules are available for gauge, vacuum and absolute pressure from -15 psi to 60,000 psi (-1 bar to 4200 bar). Accuracy from 0.02% FS includes operation over 14 $^{\circ}$ F to 122 $^{\circ}$ F (-10 $^{\circ}$ C to 50 $^{\circ}$ C), one year stability and calibration uncertainty. For detailed specifications, please refer to the pressure modules datasheet.

Look us up on www.additel.com or call today (1)714-998-6899

SPECIFICATIONS

Temperature Specification

Thermocouple Measurement and Source Accuracy								
	ADT226				ADT226Ex			
Type	Standard	Temperature Range (°C)		Accuracy (°C)	Standard	Temperature Range (°C)		Accuracy (°C)
				Measure / Source				Measure / Source
S	IEC 584	-50 to 1768	-50~0	0.96	IEC 584	-50 to 1768	-50~100	0.96
			0~100	0.69			100~1000	0.69
			100~1768	0.64			1000~1768	0.73
R	IEC 584	-50 to 1768	-50~0	1.02	IEC 584	-50 to 1768	-50~0	1.03
			0~200	0.71			0~200	0.71
			200~1768	0.56			200~1768	0.65
B	IEC 584	0 to 1820	200~300	1.89	IEC 584	0 to 1820	200~300	1.90
			300~500	1.25			300~500	1.26
			500~800	0.78			500~800	0.79
			800~1820	0.55			800~1820	0.57
K	IEC 584	-270 to 1372	-250 to -200	0.97	IEC 584	-270 to 1372	-250 to -200	1.04
			-200 to -100	0.30			-200 to -100	0.32
			-100 to 600	0.18			-100 to 600	0.21
			600 to 1372	0.35			600 to 1372	0.43
N	IEC 584	-270 to 1300	-250 to -200	1.50	IEC 584	-270 to 1300	-250 to -200	1.58
			-200 to -100	0.44			-200 to -100	0.46
			-100 to 1300	0.30			-100 to 1300	0.37
E	IEC 584	-270 to 1000	-250~-200	0.54	IEC 584	-270 to 1000	-250~-200	0.59
			-200~-100	0.20			-200~-100	0.22
			-100~700	0.15			-100~700	0.18
			700~1000	0.20			700~1000	0.25
J	IEC 584	-210~1200	-210~-100	0.26	IEC 584	-210~1200	-210~-100	0.28
			-100~700	0.15			-100~700	0.19
			700~1200	0.25			700~1200	0.31
T	IEC 584	-270 to 400	-250~-100	0.74	IEC 584	-270 to 400	-250~-100	0.79
			-100~0	0.15			-100~0	0.16
			0~400	0.11			0~400	0.13
C	ASTM E988	0 to 2315	0 to 1000	0.35	ASTM E988	0 to 2315	0 to 1000	0.40
			1000 to 1800	0.62			1000 to 1800	0.73
			1800 to 2315	1.02			1800 to 2315	1.22
D	ASTM E988	0~2315	0~100	0.39	ASTM E988	0~2315	0~100	0.39
			100~1200	0.37			100~1200	0.43
			1200~2000	0.65			1200~2000	0.77
			2000~2315	1.03			2000~2315	1.24
G	ASTM E1751	0 to 2315	50~100	1.12	ASTM E1751	0 to 2315	50~100	1.12
			100~200	0.72			100~200	0.72
			200~400	0.45			200~400	0.46
			400~1500	0.37			400~1500	0.43
			1500~2315	0.77			1500~2315	0.92
L	DIN43710	-200 to 900	-200 to -100	0.15	DIN43710	-200 to 900	-200 to -100	0.16
			-100 to 400	0.13			-100 to 400	0.14
			400 to 900	0.17			400 to 900	0.20
U	DIN43710	-200 to 600	-200 to 0	0.28	DIN43710	-200 to 600	-200 to 0	0.29
			0 to 600	0.13			0 to 600	0.15

Note: Internal CJC is $\pm 0.15^{\circ}\text{C}$ (-10°C to 50°C ambient temperature)

Accuracy with external cold junction only, for internal cold junction add 0.15°C ($k=2$)

SPECIFICATIONS

RTD Measurement and Source Accuracy				
Measure and Simulate	Temperature Range (°C)		Accuracy (°C)	
			ADT226	ADT226Ex
PT10(385)	-200 to 850	-200~200	0.62	0.64
		200~600	0.77	0.82
		600~850	0.88	0.95
PT25(385)	-200 to 850	-200~200	0.29	0.31
		200~600	0.40	0.44
		600~850	0.47	0.54
PT50(3916)	-200 to 850	-200~200	0.18	0.20
		200~600	0.27	0.32
		600~850	0.34	0.40
PT100(385) PT100(391) PT100(3916) PT100(3926)	-200 to 850	-200~200	0.13	0.15
		200~600	0.21	0.26
		600~850	0.27	0.34
PT200(385)	-200 to 850	-200~200	0.34	0.12
		200~300	0.37	0.40
		300~600	0.46	0.51
		600~850	0.54	0.61
PT400(385)	-200 to 850	-200~0	0.17	0.06
		0~200	0.21	0.23
		200~600	0.30	0.35
		600~850	0.37	0.44
PT500(385)	-200 to 850	-200~200	0.18	0.20
		200~600	0.27	0.32
		600~850	0.34	0.40
PT1000(385)	-200 to 850	-200~200	0.13	0.15
		200~600	0.21	0.26
		600~850	0.27	0.34
Cu10(427)	-200~260	-200~260	0.59	0.61
Cu50(428)	--200~260	-200~260	0.15	0.17
Cu100(428)	-200~260	-200~260	0.10	0.12
Ni100(617) Ni100(618)	-60~180	-60~0	0.06	0.07
		0~180	0.06	0.08
Ni120(672)	--80~260	-80~260	0.06	0.07
Ni1000	-50~150	-50~150	0.08	0.09

*Note: Ambient temperature of 20°C±10°C.

4-wire accuracy. For 2-wire add 50 mΩ, for 3-wire add 10 mΩ

ORDERING INFORMATION

■ Model Number

ADT226

ADT226

ADT226Ex: Intrinsically Safe

<i>Accessories (included)</i>		
Model number	Description	QTY
9811-X	110V/220V external power adapter (Only for ADT226)	1 pc
9811Ex-X	110V/220V external power adapter (Only for ADT226Ex)	1 pc
9704	Chargeable Li-ion battery (Only for ADT226)	1 pc
9704Ex	Chargeable Li-ion battery (Only for ADT226Ex)	1pc
9023	Test leads	1 set (6 pcs)
9027	Right angle test leads (Non-Ex models only)	1 set (2 pcs)
9060	Pressure module connection cable	1 pc
9052	USB Cable type A to type C (Non-Ex models only)	1 pc
9052Ex	Ex USB Cable type A to type C (For Ex models only)	1 pc
9040	Hanging strap with magnet	1 pc
	ISO 17025 accredited calibration certificate	1 pc

<i>Optional Accessories</i>	
Model number	Description
ADT161 - XXX	Digital Pressure Modules
ADT161Ex - XXX	Intrinsically Safe Digital Pressure Modules
ADT129-X	Differential Pressure Manifold, -15 to 3,000 psi
9060	Pressure module connection cable
9062	Connection adapter cable for Fluke style pressure modules to non-explosion-proof Additel readouts
AM1602-6FT	Class A, PT100/385 Industrial RTD, -40°C to 160°C, 3/16 (4.76 mm) inch x 2 inch (50 mm) with 6 foot (1.8 Meters) cable w/ banana jack connectors
9080	Cable kit (including TC plug, compensation cable, S,R,K,J,T,E,N)
9704	Spare chargeable Li-ion battery for multifunction calibrator for ADT226
9704Ex	Spare chargeable Li-ion battery for multifunction calibrator for ADT226Ex
9811-X	110 V/220 V external power adapter for handheld models
9811Ex-X	110 V/220 V external power adapter for Ex handheld models
9906A	Hard carrying case for handheld instrument with accessories
9918-SC	Soft carrying case, with space for handheld instrument, test leads, and accessories
9530-BASIC	Additel/Acal Task management software for multifunction calibrator
9530-NET	Additel/Acal Automated calibration software with asset management, network version, Includes server installation and 1 user license

* Additel/Land software can be downloaded for free at www.additel.com

Additel 227, 227Ex

Documenting Multifunction Process Calibrator



- Sourcing, Simulating and Measuring Pressure, Temperature and Electrical Signals
- Built-in Full Hart Communicator (ADT227-HART)
- Built-in Barometer
- Intrinsically Safe Models Available (Ex)
- Large Smartphone Like Touchscreen User Experience
- USB Type-C and Bluetooth Communications
- IP67 Rated
- High Voltage Measurement Capability (300V AC)
- True RMS Voltage Meter Capability
- Dual Channel Pressure Module Ports
- High Static Differential Pressure Measurement 0.002% FS
- ISO 17025-accredited Calibration w/data Included



OVERVIEW

Additel's new Multi-functional Documenting Process Calibrator series takes portability, functionality, and accuracy to a whole new level and packages it with an intuitive and easy to use color touchscreen display. This series includes an advanced documenting pressure calibrator (ADT227) and an advanced documentation process calibrator with a built-in HART communicator (ADT227-HART). Additionally, each calibrator has an ATEX certified intrinsically safe option (ADT227Ex) allowing you to perform calibration in the harshest of environments. We're confident these new tools will not only meet your calibration requirements but will make metrology simple for you!

Features

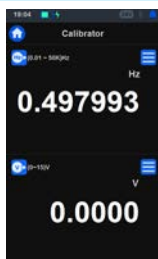
Easy-to-use Cellphone Like Interface

The ADT227 series brings an all new user interface to the world of process calibrators. With a menu driven interface and a small size/weight, the ADT227 is the industry's smallest advanced multifunctional process calibrator with an intrinsically safe version to boot (ADT227Ex). It adopts advanced human hand engineering design for the most convenient field handheld process calibrator available.

The ADT227 has been developed with a powerful embedded operating system which solves common problems of other designs including slow response, cumbersome key operation, high power consumption and overall slow processing.



Accuracy




Additel's new and improved ADT227 series provides much improved accuracies including an electrical accuracy of 0.005% RD + 0.005% FS, high-static differential pressure mode accuracy to 0.002% FS and across the board improvements in temperature measurement accuracies.

Features

Thermocouple Measurement Performance

The ADT227 series delivers highly improved thermocouple measurement capabilities by vastly improving the cold junction compensation(CJC) specifications and a much improved stabilization time.



Portable and Robust



The demands of remote calibration work can be challenging. The ADT227series is lightweight and highly portable and utilizes an advanced color LCD screen to help ensure you can easily see, even in the (Ex) intrinsically safe versions.

All models in the ADT227 family have been designed with ruggedness and dependability in mind and meet IP67 standards with a 1-meter drop test, 4G vibration, xenon exposure and 130g steel ball drop testing of the display.

Other environmental conditions have also been considered, such as temperature and humidity. To combat these external elements, Additel has designed a unique internal circuit design and process technology to allow for the utmost confidence in your critical calibration and measurement work.

Intrinsically Safe Option

The Additel 227Ex series calibrators have passed the most stringent testing by certified organizations to acquire intrinsically safe certificates, ATEX, IECEx, CSA and UKCA. The explosion-proof grade (Ex ia IIC T4 Ga), can be widely used in potentially explosive environments, such as oil and gas platforms, oil refineries, chemical and petrochemical plants, pharmaceutical industries, energy and gas processing industries.

Each intrinsically safe calibrator has an advance transfective color LCD display which has enhanced visibility when viewed in direct sunlight. No matter where your work takes you, these calibrators are up to the task.



Voltage Meter (RMS)

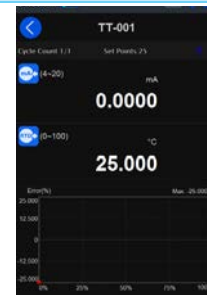


The Additel 227 non-Ex version is equipped with "true effective value" RMS measuring function, which can measure the RMS of various waveforms with no need to consider distortion or waveform parameters and other errors caused by various waveforms

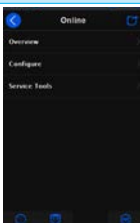
Automated Tasks for Paperless Calibration Management

Additel 227 Series Calibrators come with a powerful documenting calibration task application which provides a turnkey solution for automation and paperless calibration management.

Tasks are easily created for temperature, pressure, flow and loop instruments. Up to 10,000 documented tasks for ADT227 and up to 1,000 documented tasks for ADT227Ex can be stored in the extensive on-board memory. Many tasks, when executed, are fully automated in data collection and performance validation, such as pass/fail and hysteresis calculations. All information can be integrated into Additel's ACal software for additional calibration management.



Full HART Communicator (For ADT227-HART only)



The built-in full HART communicator will work with most HART transmitters . The ADT227-HART contains an extensive DD library to meet the needs of your smart transmitter. Our DD library is updated on a regular basis and at no additional cost. The ADT227Ex-HART is integrated with the HART communication functions, permitting users to monitor, control, and calibrate HART instrumentations. It's an ideal device for calibrating, maintaining, and troubleshooting HART instrumentations

Features

Targeted Application Features



The onboard applications provide a useful selection of features including HART communicator, high static differential pressure mode, pressure leak test, safety valve test, analog transmitter calibration, unit converter, thermal calculator, and snapshots to name a few.

High static differential pressure mode uses two sensors, unique calculation technology to achieve a differential pressure measurement to 0.002% FS at high static pressures. The leak test will automatically calculate the pressure drop to determine a leak condition. The safety valve test is a specialized task which captures the exact pressure release point by taking 10 readings per second during a valve crack test.

You will find this and much more as we continue to develop new apps at Additel.

Data Logger (For ADT227 & ADT227-HART only)

The calibrator can record pressure, temperature and electrical signals readings for a long period. Recorded values can be displayed numerically or graphically to identify trending. ADT227 & ADT227-HART can store up to 500 results. each result can record up to 7 channels with up to 100,000 readings in each channel. These results can be easily exported to Additel application software. Each log session is easily configured at a set interval and each reading is provided with a date and time stamp.



Connectivity & Battery



Users can remotely connect mobile devices to the ADT227 via Bluetooth with an unobstructed distance up to 20 meters. The included USB type-C comm port and cable provide a hard wired communication option as well as charging for the removeable Li-ion battery, which provides up to 35 hours of run time.

Time Saving Features

In addition to all the great features mentioned above, the ADT227series is loaded with time saving features like our builtin pressure and temperature converter, thermal calculator, wiring diagram guide for assisting with electrical connections, a built-in diagnostic center including intelligent alarm messaging and a real time error report and comprehensive selftesting to help our customers get the very most out of their investment in Additel calibration tools.



SPECIFICATIONS

Electrical Specification

Source Accuracy						
Specifications	ADT227			ADT227Ex		
	Range	Resolution	Accuracy	Range	Resolution	Accuracy
Voltage DC	0 to 15 V	0.1 mV	0.005%RDG+0.005%FS	0 to 10.5 V	0.1 mV	0.01%RDG+0.005%FS
Current DC	0 to 25 mA	0.1 uA	0.01%RDG+0.005%FS	0 to 25 mA	0.1 uA	0.01%RDG+0.005%FS
Resistance	0 to 400 Ω	1 mΩ	0.005%RDG+0.005%FS	0 to 400 Ω	1 mΩ	0.01%RDG+0.005%FS
	0 to 4000 Ω	10 mΩ	0.01%RDG+0.005%FS	0 to 4000 Ω	10 mΩ	0.01%RDG+0.005%FS
Frequency	0.01 to 50000.0 Hz	Auto range, 6-digit	0.002%RDG+2 on last digit	0.01 to 50000.0 Hz	Auto range, 6-digit	0.002%RDG+2 on last digit
Voltage mV (TC)	-10 to 75 mV	0.1 uV	0.0008%RDG + 0.004%FS	-10 to 75 mV	0.1 uV	0.01%RDG + 0.004%FS
Pulse	0 to 9999999	1	N/A	0 to 9999999	1	N/A
	Optional rising edge and falling edge, minimum threshold voltage: 2.5V					
Loop power (max 25mA)	24 V	N/A	±1 V	20 V	N/A	± 10%

SPECIFICATIONS

Measurement Accuracy Cont.						
Specifications	ADT227			ADT227Ex		
	Range	Resolution	Accuracy	Range	Resolution	Accuracy
Voltage DC	-300 to 300 mV	1 μV	0.005% RDG + 0.005% FS	-300 to 300 mV	1μV	0.01% RDG + 0.005% FS
	-30 to 30 V	0.1 mV	0.005% RDG + 0.005% FS	-30 to 30 V	0.1 mV	0.01% RDG + 0.005% FS
	Temperature Coefficient: ±5 ppm FS/°C (-10°C to 10°C and 30°C to 50°C) Impedance: -300 mV to 300 mV = > 100 MΩ -30 V to 30 V = >1 MΩ			Temperature Coefficient: ±5ppm FS/°C (-20°C to -10°C)		
DC High Voltage	-300 to 300 V	10 mV	0.05% RDG + 0.01% FS	N/A		
	Temperature coefficient: ±0.0025% FS/°C (-10°C to 10°C and 30°C to 50°C)					
	Maximum input voltage = 300 V, IEC61010 300V CATII					
	Commoning mode rejection: >100 dB (at 50 or 60 Hz)					
	Impedance: > 4 MΩ, DC coupling					
AC High Voltage	300V (40 to 500 Hz)	10 mV	0.5% RDG + 0.05% FS	N/A		
	Temperature coefficient: ± (0.025% RD + 0.0025% FS) /°C (-10°C to 10°C and 30°C to 50°C)					
	Maximum input voltage = 300 V, IEC61010 300V CATII					
	9% to 100% of range is suitable for the above accuracy indicators					
	Impedance: >4 MΩ, <100pF, AC coupling					
Current DC	-30 to 30 mA	0.1 μA	0.01% RDG + 0.005% FS	-30 to 30 mA	0.1 μA	0.01% RDG + 0.005% FS
	Temperature Coefficient: ±5ppm FS/°C (-10°C to 10°C and 30°C to 50°C), Impedance: < 40 Ω			Temperature Coefficient: ±5ppm FS/°C (-20°C to -10°C)		
Resistance (4-Wire)	0 to 400 Ω	1 mΩ	0.005% RDG + 0.005% FS	0 to 400 Ω	1 mΩ	0.01% RDG + 0.005% FS
	0 to 4000 Ω	10 mΩ	0.01% RDG + 0.005% FS	0 to 4000 Ω	10 mΩ	0.01% RDG + 0.005% FS
	Temperature coefficient: ±5 ppm FS/°C (-10°C to 10°C and 30°C to 50°C)			Temperature Coefficient: ±5ppm FS/°C (-20°C to -10°C)		
	2-Wire + 50 mΩ, 3-wire+ 10 mΩ					
	Excitation current: 0.2 mA					
Voltage mV (TC)	-10 to 75 mV	0.1 μV	0.008% RDG + 0.004% FS	-10 to 75 mV	0.1 μV	0.01% RDG + 0.004% FS
	Temperature Coefficient: ±5ppm FS/°C (-10°C to 10°C and 30°C to 50°C)			Temperature Coefficient: ±5ppm FS/°C (-20°C to -10°C)		
	Impedance: >100 MΩ					
Frequency	0.01 to 50000 Hz	Auto range, 6-digit	0.002% RDG + 2 on last digit	0.01 to 50000 Hz	Auto range, 6-digit	0.002% RDG + 2 on last digit
	Minimum threshold voltage: 2.5 V					
	Supported units: Hz, kHz, MHz, CPM, CPH, s, ms, μs					
Pulse	0 to 9999999	1	N/A	0 to 9999999	1	N/A
	Optional rising edge and falling edge, minimum threshold voltage: 2.5V					
Switch	Supports dry or wet switches. Voltage range of 3 to 30 V. Response speed < 10 ms					

SPECIFICATIONS

General Specification

Specifications	ADT227	ADT227Ex
Operating Temperature	-10°C to 50°C	-20°C to 50°C
Specification guaranteed temperature range	10°C to 30°C	10°C to 30°C
Storage Temperature	-30°C to 70°C	-30°C to 70°C
Humidity	<95%, non-condensing	<95%, non-condensing
Power supply	6600mAh, 23.8Wh lithium battery, charging time 4~6 hours, battery pack can be charged independently	4000mAh 14.4Wh Explosion-proof lithium battery pack charging time 6~8 hours, battery pack can be charged independently
User interface	Icon drive menus	Icon driven menus with navigation buttons
Ports protection voltage	50V max	30V max
Display	5.0 inch 480 x 800 mm TFT LCD capacitive screen	4.4 inch 640 x 480 mm color display capacitive screen
Data logger	500 results, 7 channels x 100,000 readings	
Maximum altitude	3000 meters	
European Compliance	CE Mark	
Electrical Connection	Ø4mm sockets and flat mini-jack thermocouple socket	
Size	6.97" x 4.13" x 2.04" (177 mm x 105 mm x 52 mm)	
Weight	1.6 lb (0.7 kg)	1.65 lb (0.75Kg)
Battery	Rechargeable Li-ion battery (included)	
Battery Life	Typically 16 hours	Typically 35 hours
Battery Charge	110V/220V external power adapter included. Battery can be charged external to the unit. Typically charge time is 6-8 hours.	
External pressure module	Dual channel aerial plug, can connect two digital pressure modules	
Warm-up time	Full specification performance is achieved after a 10 minute warm-up time.	
ROHS compliant	Rohs II Directive 2011/65/EU, EN50581:2012	
Display rate	3 readings per second	
Barometric Accuracy (Built-in barometer)	55Pa	
IP protection level	IP67, 1 meter drop test	
Communication	Isolate USB-TYPEC (slave), Bluetooth BLE	
Calibration	ISO 17025 accredited calibration with data	
Warranty	3 years	

Pressure Specification

Pressure Specification (ADT227 & ADT227Ex)

The ADT161 and ADT161Ex series Intelligent Digital Pressure Modules are available for gauge, vacuum and absolute pressure from -15 psi to 60,000 psi (-1 bar to 4200 bar). Accuracy from 0.02% FS includes operation over 14°F to 122°F (-10°C to 50°C), one year stability and calibration uncertainty. For detailed specifications, please refer to the pressure modules datasheet.

SPECIFICATIONS

Temperature Specification

Thermocouple Measurement and Source Accuracy								
	ADT227				ADT227Ex			
Type	Standard	Temperature Range (°C)		Accuracy (°C)	Standard	Temperature Range (°C)		Accuracy (°C)
				Measure / Source				Measure / Source
S	IEC 584	-50 to 1768	-50~0	0.76	IEC 584	-50 to 1768	-50~100	0.77
			0~100	0.56			100~1000	0.42
			100~1768	0.44			1000~1768	0.47
R	IEC 584	-50 to 1768	-50~0	0.82	IEC 584	-50 to 1768	-50~0	0.82
			0~200	0.57			0~200	0.57
			200~1768	0.38			200~1768	0.42
B	IEC 584	0 to 1820	200~300	1.51	IEC 584	0 to 1820	200~300	1.51
			300~500	1.00			300~500	1.00
			500~800	0.62			500~800	0.62
			800~1820	0.43			800~1820	0.43
K	IEC 584	-270 to 1372	-250 to -200	0.72	IEC 584	-270 to 1372	-250 to -200	0.75
			-200 to -100	0.23			-200 to -100	0.24
			-100 to 600	0.12			-100 to 600	0.13
			600 to 1372	0.22			600 to 1372	0.25
N	IEC 584	-270 to 1300	-250 to -200	1.14	IEC 584	-270 to 1300	-250 to -200	1.17
			-200 to -100	0.33			-200 to -100	0.34
			-100 to 1300	0.19			-100 to 1300	0.22
E	IEC 584	-270 to 1000	-250~-200	0.39	IEC 584	-270 to 1000	-250~-200	0.41
			-200~-100	0.15			-200~-100	0.15
			-100~700	0.09			-100~700	0.10
			700~1000	0.12			700~1000	0.14
J	IEC 584	-210~1200	-210~-100	0.19	IEC 584	-210~1200	-210~-100	0.20
			-100~700	0.10			-100~700	0.11
			700~1200	0.15			700~1200	0.17
T	IEC 584	-270 to 400	-250~-100	0.55	IEC 584	-270 to 400	-250~-100	0.57
			-100~0	0.12			-100~0	0.23
			0~400	0.08			0~400	0.08
C	ASTM E988	0 to 2315	0 to 1000	0.24	ASTM E988	0 to 2315	0 to 1000	0.26
			1000 to 1800	0.40			1000 to 1800	0.45
			1800 to 2315	0.65			1800 to 2315	0.73
D	ASTM E988	0~2315	0~100	0.31	ASTM E988	0~2315	0~100	0.31
			100~1200	0.25			100~1200	0.27
			1200~2000	0.42			1200~2000	0.47
			2000~2315	0.65			2000~2315	0.74
G	ASTM E1751	0 to 2315	50~100	0.90	ASTM E1751	0 to 2315	50~100	0.90
			100~200	0.57			100~200	0.57
			200~400	0.35			200~400	0.36
			400~1500	0.25			400~1500	0.27
			1500~2315	0.49			1500~2315	0.55
L	DIN43710	-200 to 900	-200 to -100	0.11	DIN43710	-200 to 900	-200 to -100	0.12
			-100 to 400	0.08			-100 to 400	0.09
			400 to 900	0.10			400 to 900	0.12
U	DIN43710	-200 to 600	-200 to 0	0.21	DIN43710	-200 to 600	-200 to 0	0.21
			0 to 600	0.08			0 to 600	0.09

Note: Internal CJC is $\pm 0.15^{\circ}\text{C}$ (-10°C to 50°C ambient temperature)
Accuracy with external cold junction only, for internal cold junction add 0.15°C ($k=2$)

SPECIFICATIONS

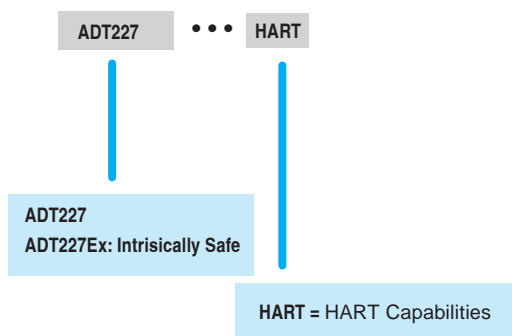
RTD Measurement and Source Accuracy				
Measure and Simulate	Temperature Range (°C)		Accuracy (°C)	
			ADT227	ADT227Ex
PT10(385)	-200 to 850	-200~200	0.57	0.59
		200~600	0.67	0.72
		600~850	0.75	0.82
PT25(385)	-200 to 850	-200~200	0.24	0.27
		200~600	0.30	0.35
		600~850	0.34	0.41
PT50(3916)	-200 to 850	-200~200	0.13	0.16
		200~600	0.17	0.22
		600~850	0.20	0.27
PT100(385) PT100(391) PT100(3916) PT100(3926)	-200 to 850	-200~200	0.08	0.10
		200~600	0.11	0.16
		600~850	0.14	0.20
PT200(385)	-200 to 850	-200~200	0.32	0.08
		200~300	0.34	0.34
		300~600	0.41	0.41
		600~850	0.48	0.48
PT400(385)	-200 to 850	-200~0	0.15	0.04
		0~200	0.18	0.18
		200~600	0.25	0.25
		600~850	0.30	0.30
PT500(385)	-200 to 850	-200~200	0.16	0.16
		200~600	0.22	0.22
		600~850	0.27	0.27
PT1000(385)	-200 to 850	-200~200	0.10	0.10
		200~600	0.16	0.16
		600~850	0.20	0.20
Cu10(427)	-200~260	-200~260	0.54	0.56
Cu50(428)	--200~260	-200~260	0.11	0.13
Cu100(428)	-200~260	-200~260	0.07	0.08
Ni100(617) Ni100(618)	-60~180	-60~0	0.05	0.06
		0~180	0.05	0.05
Ni120(672)	--80~260	-80~260	0.04	0.05
Ni1000	-50~150	-50~150	0.07	0.07

*Note: Ambient temperature of 20°C±10°C.

4-wire accuracy. For 2-wire add 50 mΩ, for 3-wire add 10 mΩ

ORDERING INFORMATION

Model Number



Accessories (included)		
Model number	Description	QTY
9811-X	110V/220V external power adapter (Only for ADT226)	1 pc
9811Ex-X	110V/220V external power adapter (Only for ADT226Ex)	1 pc
9704	Chargeable Li-ion battery (Only for ADT226)	1 pc
9704Ex	Chargeable Li-ion battery (Only for ADT226Ex)	1pc
9023	Test leads	1 set (6 pcs)
9027	Right angle test leads (Non-Ex models only)	1 set (2 pcs)
9060	Pressure module connection cable	1 pc
9052	USB Cable type A to type C (Non-Ex models only)	1 pc
9052Ex	Ex USB Cable type A to type C (For Ex models only)	1 pc
9040	Hanging strap with magnet	1 pc
	ISO 17025 accredited calibration certificate	1 pc

Optional Accessories	
Model number	Description
ADT161 - XXX	Digital Pressure Modules
ADT161Ex - XXX	Intrinsically Safe Digital Pressure Modules
ADT129-X	Differential Pressure Manifold, -15 to 3,000 psi
9060	Pressure module connection cable
9062	Connection adapter cable for Fluke style pressure modules to non-explosion-proof Additel readouts
AM1602-6FT	Class A, PT100/385 Industrial RTD, -40°C to 160°C, 3/16 (4.76 mm) inch x 2 inch (50 mm) with 6 foot (1.8 Meters) cable w/ banana jack connectors
9080	Cable kit (including TC plug, compensation cable, S,R,K,J,T,E,N)
9704	Spare chargeable Li-ion battery for multifunction calibrator for ADT226
9704Ex	Spare chargeable Li-ion battery for multifunction calibrator for ADT226Ex
9811-X	110 V/220 V external power adapter for handheld models
9811Ex-X	110 V/220 V external power adapter for Ex handheld models
9906A	Hard carrying case for handheld instrument with accessories
9918-SC	Soft carrying case, with space for handheld instrument, test leads, and accessories
9530-BASIC	Additel/Acal Task management software for multifunction calibrator
9530-NET	Additel/Acal Automated calibration software with asset management, network version, Includes server installation and 1 user license

* Additel/Land software can be downloaded for free at www.additel.com

Software



ACal

Additel ACal is a powerful software package designed to automate or semi-automate pressure calibrations and manage your laboratory. ACal combines the pressure automation features with lab and asset management functions to help make your job easier and more productive. ACal comes in three versions: Basic, Professional, and Network.

ACal Basic supports asset management and task management features. ACal Professional is a single PC installation which combines all the features of Basic with automation functionality. And ACal Network puts the Professional version on a multi-user network platform.

MAIN FEATURES

- Supports multi-users and network environments
- Calibration and asset management
- Simple user interface
- Scanning and printing of QR codes
- User definable permissions and access levels
- Preset test configurations
- Can calibrate variety pressure instruments
- Can calibrate several instruments at a time
- Calibration planning and scheduling
- Certificate management and creation
- Certificate customization



SPECIFICATIONS

Specifications		ACal Network	ACal Professional	ACal Basic
Network feature	Data sharing	✓		
	Multiple users	✓		
Upgrade availability	Upgrade to ACal Professional	N/A	N/A	✓
	Upgrade to ACal Network	N/A	✓	✓
DUT supported	Type	Dial gauge Digital gauge Pressure transmitter Pressure switch		
	Full automatic calibration	✓	✓	
	Calibration management	✓	✓	✓
DUT management	DUT info management	✓	✓	✓
	Calibration due date reminder and scheduling	✓	✓	✓
Reference management	Reference info management	✓	✓	✓
	Calibration due date reminder and scheduling	✓	✓	✓
Calibrator Task Management	Task download	✓	✓	✓
	Task upload	✓	✓	✓
Bar coding	Bar code scanning	✓	✓	
	Bar code creation	✓	✓	

Acal

ORDERING INFORMATION

Model Number	Description
9530-BASIC	Additel/Acal Automated calibration software with asset management, basic version
9530-BASIC-L1	Additel/Acal Automated calibration software with asset management, basic version additional license (9530-BASIC must be purchased prior to any additional licenses)
9530-PRO	Additel/Acal Automated calibration software with asset management, professional version for single PC
9530-PRO-L1	Additel/Acal Automated calibration software with asset management, professional version for single PC additional license (9530-PRO must be purchased prior to any additional licenses)
9530-NET	Additel/Acal Automated calibration software with asset management, network version, Includes server installation and 1 user license
9530-NET-L1	Additel/Acal, Additional License, Automated calibration software with asset management, network version, Includes 1 user license (9530-NET must be purchased prior to any additional licenses)

9502 Additel/Log II & Additel/Log II Wireless

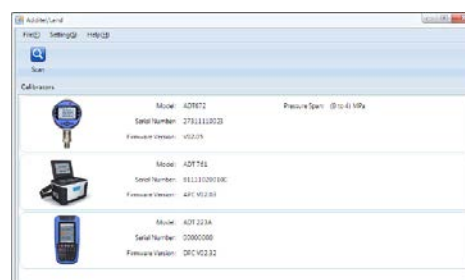
Additel/Log II is a real time data logging and graphical software for the ADT681/672/680/760/761A/780/875/878/286 models. Additel LogII software also supports wireless data logging when used with Additel products supporting wireless connectivity. Data can be recorded in real-time and recorded results can be uploaded. After results are stored, the data can be exported to a customizable report showing pressure and ambient temperature. Each real-time test can be tagged with a unique record name.



The software also allows you to acquire data to your PC. You can choose to display the data in real-time or historically, as well as in a graph or table format.

9500 Additel/Land & Additel/Land Wireless

With Additel/Land software, you may download test results stored in the internal memory of Additel calibrators to a PC, and export the results to an excel file. It is a free software package and can be downloaded at www.additel.com.



The screenshot shows the Additel/Land software interface. It features a top menu bar with File, Settings, and Help. The main window displays a list of calibrated devices. Each device entry includes a small icon, a model number, a serial number, and a pressure span. The list is organized into three rows, each representing a different device.

Model	Serial Number	Pressure Span
ADT672	2731110020	0 to 41 MPa
ADT761	0111100100	0 to 41 MPa
ADT761	0111100100	0 to 41 MPa



Phone: 714-998-6899 Fax: 714-998-6999 Email: sales@additel.com

Corporate Headquarters

2900 Saturn Street #B
Brea, CA 92821, USA

European Office

Holkebjergvej 79
5250 Odense, Denmark

Salt Lake City Office

1364 West State Rd Suite 101
Pleasant Grove, UT, 84062, USA

Asia Office

Bldg 5, No. 3 Fengxiu Middle Rd,
Haidian, Beijing 100094, China



Additel 760 Series

Handheld Automatic Pressure Calibrators



NEW Additel 761A Series

Automated Pressure Calibrators



NEW Additel 286 Series

Multifunction Reference Thermometer
Readout



NEW Additel 875/878 Series

Thermocouple Calibration
Furnace